

CALLEGUAS MUNICIPAL WATER DISTRICT

2100 Olsen Road, Thousand Oaks, California 91360

www.calleguas.com

Remote teleconference location [Government Code 54953(b)(3)]:

Sheraton Grand Hotel

1230 J Street

Sacramento, California 95814

BOARD OF DIRECTORS MEETING

February 18, 2026, 4:00 p.m.

AGENDA

Written communications from the public must be received by 8:30 a.m. on the Thursday preceding a regular Board meeting in order to be included on the agenda and considered by the Board at that meeting. Government Code Section 54954.2 prohibits the Board from taking action on items not posted on the agenda except as provided in Subsection 54954.2(b).

1. CALL TO ORDER, PLEDGE OF ALLEGIANCE, AND ROLL CALL

BOARD OF DIRECTORS

Raul Avila, President

Thibault Robert, Vice-President

Reddy Pakala, Secretary

Jacquelyn McMillan, Treasurer

Scott H. Quady, Director

2. PUBLIC COMMENTS

This portion of the agenda may be utilized by any member of the public to address the Board of Directors on any matter within the jurisdiction of the Board that does not appear on the agenda and on matters that are on the agenda but are not designated as action items. Depending on the subject matter, the Board of Directors may be unable to respond at this time, or until the specific topic is placed on the agenda at a future CMWD Board Meeting, in accordance with the Ralph M. Brown Act. Please limit remarks to three minutes.

To participate:

<https://us06web.zoom.us/j/86832132229?pwd=o3NfJOxScO8dC1PbMcKiGgL3avlhjD.1>

Phone # +1 720 707 2699 US (Denver)
Webinar ID: 868 3213 2229
Passcode: 938450

3. ITEMS TO BE ADDED TO THE AGENDA – GOVERNMENT CODE 54954.2(b)

Consideration of any items that require addition to the agenda due to the existence of an emergency situation, the need to take immediate action, and requests for remote participation due to emergency circumstances.

4. REVIEW OF THE AGENDA

Discussion regarding the need to postpone or delete any items or take any items out of order.

5. PRESENTATIONS

- A. Recognition of Tricia Ferguson, Manager of Human Resources and Risk Management; Charlotte Holifield, Manager of External Affairs; and Jennifer Lancaster, Manager of Water Resources for Completion of the Association of California Water Agencies Joint Powers Insurance Authority Leadership Essentials for the Water Industry Program

6. CONSENT CALENDAR

Consent Calendar items are to be approved or accepted by vote on one motion unless a Board member requests separate consideration. If any Board member requests that an item be removed from the Consent Calendar for further discussion, it will be moved to the first item on the Action Items portion of the Agenda.

- A. Approve the Minutes of the February 4, 2026 Board Meeting
- B. Receive and Affirm the Payment Register for the District's Activities from January 8, 2026 to February 4, 2026
- C. Approve Professional Services by V&A Consulting Engineers, Inc. in the Amount of \$238,920 to Perform Pipeline Condition Assessment Services for Lindero Feeder No. 2
- D. Receive and Affirm the Quarterly Capital Projects Report for the District's Activities through December 31, 2025

7. ACTION ITEMS

Action Items call for separate discussion and action by the Board for each agenda item.

- A. Discussion Regarding Resolution No. 2121, A Resolution of the Board of Directors of Calleguas Municipal Water District Nominating its ACWA JPIA Board Member to the California Water Insurance Fund Board
- B. Discussion Regarding Resolution No. 2122, A Resolution of the Board of Directors of Calleguas Municipal Water District Honoring Congresswoman Julia Brownley for Leadership and Support of Regional Water Reliability - Charlotte Holifield, Manager of External Affairs

8. REPORTS

Report items are placed on the agenda to provide information to the Board and the public and no Board action is sought.

A. GENERAL MANAGER AND STAFF REPORTS

- 1. January 2026 Water Use and Sales, December 2025 Hydro Power Generation, and January 2026 Investment Summary Reports – Dan Smith, Manager of Finance
- 2. Update on Hueneme Outfall Permitting and Inspection – Amy Mueller, Regulatory Compliance Supervisor
- 3. Discussion Regarding Salinity Management Pipeline Policy – Kristine McCaffrey, General Manager

B. GENERAL COUNSEL REPORT

C. BOARD OF DIRECTORS REPORTS

- 1. Committee Meeting Reports
- 2. Directors' List of Administrative Code Reimbursable Meetings

Reimbursable meetings reports are placed on the agenda to comply with statutory and Calleguas Administrative Code requirements for members of a legislative body who attend a meeting at the expense of the local agency to provide a report of the meeting.

- 3. Discussion Regarding Upcoming Meetings to be Attended by Board Members

9. REQUEST FOR FUTURE AGENDA ITEMS

10. BOARD COMMENTS

Comments by Board members on matters they deem appropriate. A Board member may ask a question for clarification, make a brief announcement, or make a brief report on his or her own activities.

11. INFORMATION ITEMS

12. CLOSED SESSION

13. ADJOURNMENT to Board Meeting March 4, 2026 at 4:00 p.m.

Note: Calleguas Municipal Water District conducts in-person meetings in accordance with the Brown Act. The District has also established alternative methods of participation which permit members of the public to observe and address public meetings telephonically and/or electronically. These methods of participation can be accessed through the internet link provided at the top of this agenda.

In addition to the above referenced methods of participation, members of the public may also participate by submitting comments by email to info@calleguas.com by 5:00 p.m. on the calendar day prior to the public meeting. Email headers should refer to the Board meeting for which comments are offered. Comments received will be placed into the record and distributed appropriately.

Agendas, agenda packets, and additional materials related to an item on this agenda submitted to the Board after distribution of the agenda packet are available on the District website at www.calleguas.com.

Pursuant to Section 202 of the Americans with Disabilities Act of 1990 (42 U.S.C. Sec. 12132), and applicable federal rules and regulations, requests for disability-related modification or accommodation, including auxiliary aids or services, in order to attend or participate in a meeting, should be made to the Secretary to the Board in advance of the meeting to ensure the availability of the requested service or accommodation. Notices, agendas, and public documents related to the Board meetings can be made available in appropriate alternative format upon request.

CALLEGUAS MUNICIPAL WATER DISTRICT
BOARD OF DIRECTORS MEETING
February 4, 2026

MINUTES

The meeting of the Board of Directors of Calleguas Municipal Water District was held in-person at 2100 E. Olsen Road, Thousand Oaks CA 91360. The District also provided telephonic and electronic methods of participation for the public as noted on the meeting agenda.

The meeting was called to order by Raul Avila, President of the Board, at 4:00 p.m.

1. CALL TO ORDER, PLEDGE OF ALLEGIANCE, AND ROLL CALL

Directors Present at District Headquarters:	Raul Avila, President Thibault Robert, Vice President Jacquelyn McMillan, Treasurer Scott Quady, Director
---	--

Director Absent:	Reddy Pakala, Secretary
------------------	-------------------------

Staff Present at District Headquarters:	Kristine McCaffrey, General Manager Ian Prichard, Deputy General Manager Fernando Baez, Manager of Engineering Omar Castro, Manager of Operations and Maintenance Daniel Cohen, Emergency Response Coordinator Kat Ehret, Senior Communications Specialist Matt Gomez, Assistant Manager of Operations and Maintenance Henry Graumlich, Executive Strategist Hayden Hren, Operations and Maintenance Intern Helena Knezevic, Water Resources and External Affairs Intern Jennifer Lancaster, Manager of Water Resources Wes Richardson, Manager of Information Technology Angela Rosas, Administration Intern Steve Sabbe, IT Specialist Dan Smith, Manager of Finance Jenyffer Vasquez, Principal Water Resources Specialist Kara Wade, Clerk of the Board
---	---

Staff Participating via
Videoconference:

Sue Taylor, Accounting Supervisor

Legal Counsel Present at
District Headquarters:

Walter Wendelstein, Wendelstein Law Group, PC, District
Counsel

2. PUBLIC COMMENTS

None

3. ITEMS TO BE ADDED TO THE AGENDA – GOVERNMENT CODE 54954.2(b)

None

4. REVIEW OF THE AGENDA

None

5. PRESENTATIONS

- A. Introduction of the 2026 Intern Cohort - Hayden Hren (O&M), Helena Knezevic (Water Resources and External Affairs), and Angela Rosas (Administration)

The Principal Water Resources Specialist introduced the 2026 Intern Cohort.

Director Avila requested that Item 8.A.1 be moved after Presentations.

8. REPORTS

- A. GENERAL MANAGER AND STAFF REPORTS

- 1. Monthly Status Report

Staff highlighted five items from the Monthly Status Report. The Board asked questions and staff answered them.

6. CONSENT CALENDAR

- A. Approve the Minutes of the January 21, 2026 Board Meetings

- B. Approve Professional Services by Northern Digital, Inc. in the Amount of \$117,840 to Perform Instrumentation and Control Design and Integration Services for the Somis Farmworker Housing SMP Discharge Station (Project No. 607)
- C. Receive and Affirm the Fourth Quarter 2025 Change Order Summary Report
- D. Receive and Affirm the Quarterly Investment Report for the District through December 31, 2025

Alayne Sampson, Senior Portfolio Strategist from Chandler Asset Management, presented the report. The Board asked questions and she answered them.

On a motion by Director Robert, seconded by Director McMillan, the Board of Directors voted 4-0 to approve the Consent Calendar.

AYES: Directors Quady, McMillan, Robert, Avila

NOES: None

ABSENT: Director Pakala

7. ACTION ITEMS

None

8. REPORTS

A. GENERAL MANAGER AND STAFF REPORTS

- 2. December 2025 Financial Statements – Dan Smith, Manager of Finance

The Manager of Finance presented the report.

- 3. Report on Purveyor Input for Cost of Service Study – Dan Smith, Manager of Finance

The Manager of Finance presented the report.

- 4. Water Supply Update – Jennifer Lancaster, Manager of Water Resources

The Manager of Water Resources presented the report.

President Avila requested a short break of the meeting.

B. GENERAL COUNSEL REPORT

1. General Counsel's Report

No report.

C. BOARD OF DIRECTORS REPORTS

1. Committee Meeting Report

No report.

2. Directors' List of Administrative Code Reimbursable Meetings

Board members provided reports on various meetings that they attended that are subject to the District's reimbursement policy.

3. Discussion Regarding Upcoming Meetings to be Attended by Board Members

The General Manager mentioned that Director Pakala will not be present at the February 18 Board Meeting and Director McMillan will be remote.

9. REQUEST FOR FUTURE AGENDA ITEMS

The General Manager said that, due to a conflict with the Association of California Water Agencies (ACWA) Spring Conference, the May 6 Board Meeting will need to be rescheduled to a Special Board Meeting on Wednesday, April 29.

The General Manager said there will be a future agenda item to nominate Director Quady to the ACWA Joint Powers Insurance Authority California Water Insurance Fund Board.

10. BOARD COMMENTS

None

11. INFORMATION ITEMS

- A. Congresswoman Julia Brownley Press Release RE: Brownley Secures over \$19.7M for Ventura County and the Conejo Valley in FY26 Funding Bill—January 9, 2026 and updated January 23, 2026

- B. Assembly Floor Alert—AB 35—January 23, 2026
- C. Calleguas Letter to Chair Buffy Wicks RE: AB 1198 (Haney) — Oppose Unless Amended – January 20, 2026
- D. Coalition Support Letter to Assistant Secretary Travnicek and Acting Commissioner Cameron RE: Bureau of Reclamation WaterSMART Funding for FY2027—January 16, 2026
- E. Coalition Support Letter to Chair Isaac Bryan RE: Support—AB 35 (Alvarez): Proposition 4 Administrative Procedure Act (APA) Exemption – January 6, 2026

12. CLOSED SESSION

- A. Pursuant to Government Code 54957(a) Conference with Legal Counsel – Public Services or Facilities

At 5:49 p.m., Director Avila adjourned to Closed Session to discuss Item 12.A as stated on the agenda. Closed Session began at 5:50 p.m.

CLOSED SESSION CONTINUING

At 6:27 p.m., Closed Session ended. At 6:29 p.m., Director Avila reconvened to Open Session.

Regarding Item 12.A, the Board received an update and no action was taken.

13. ADJOURNMENT

Director Avila declared the meeting adjourned at 6:29 p.m.

Hereby certified,

Reddy Pakala, Board Secretary



RAUL AVILA, PRESIDENT
DIVISION 1

REDDY PAKALA, SECRETARY
DIVISION 3

SCOTT H. QUADY, DIRECTOR
DIVISION 2

THIBAUT ROBERT, VICE PRESIDENT
DIVISION 4

JACQUELYN McMILLAN, TREASURER
DIVISION 5

KRISTINE McCAFFREY
GENERAL MANAGER

2100 OLSEN ROAD, THOUSAND OAKS, CA 91360 • (805) 526-9323 • CALLEGUAS.COM

BOARD MEMORANDUM

Date: February 18, 2026

To: Board of Directors

From: Dan Smith, Manager of Finance

Subject: Item 6.B – Receive and Affirm the Payment Register for the District’s Activities from January 8, 2026 to February 4, 2026

Objective: Report to the Board all payments made by the District by check, Electronic Fund Transfer (EFT), or Automated Clearing House (ACH) payment.

Recommended Action: Receive and affirm the payment register for the District’s activities from January 8, 2026 to February 4, 2026.

Budget Impact: None. All items were paid in accordance with the budget.

Discussion: Once a month, staff reports to the Board all of the payments made to vendors of the District by check, EFT, or ACH. The current register covers the period from January 8, 2026 to February 4, 2026 for payments totaling \$12,142,017.28.

Attachment:
Payment Register: 01/08/26 – 02/04/26



Payment Register
01/08/2026 - 02/04/2026

Payroll Accounts

Payroll Checks/EFT Issued **761,985.92**

Operating Account

Checks Issued: 1,559,431.32

Electronic Fund Transfers (EFT) issued: 9,820,600.04

Total Payments **\$ 11,380,031.36**

Total Checks & Electronic Fund Transfers for 01/08/2026 - 02/04/2026 **\$ 12,142,017.28**

Payment Register

Payment Date 01/08/26 - 02/04/26

Vendor	Ck#	Pmt Date	Invoice #	Invoice Description	Invoice Amt	Proj #	Project Description
A & M Lawnmower Shop	28190	01/14/2026	55731	Weed Trimmer Service	181.83		
				Check# 28190 Total	181.83		
	28230	01/21/2026	55702	Weed Trimmer Service	311.68		
				Check# 28230 Total	311.68		
A-1 Truck & Equipment	28191	01/14/2026	38182	Crane Repair - Unit 12	4,489.79		
				Check# 28191 Total	4,489.79		
Adobe Inc.	28192	01/14/2026	3324002003	Adobe Acrobat Licenses Renewal 2026	15,526.20		
				Check# 28192 Total	15,526.20		
Aflac	28300	02/04/2026	613815	2026-02 Employee Paid Insurance	258.49		
				Check# 28300 Total	258.49		
Airgas Specialty Products	28270	01/28/2026	9168446330	Water Treatment Chemicals / Ammonia Hydroxide	4,879.91		
				Check# 28270 Total	4,879.91		
Airgas USA, LLC	28193	01/14/2026	9167950938	Liquid Oxygen	4,636.69		
			9168149160	Liquid Oxygen	4,820.89		
				Check# 28193 Total	9,457.58		
	28271	01/28/2026	9168320620	Liquid Oxygen	4,750.10		
			9168454875	Liquid Oxygen	4,709.08		
				Check# 28271 Total	9,459.18		
All Connected	28194	01/14/2026	110771	SupportConnect - Jan 2026	17,581.70		
			110814	Disaster Recovery Services - Jan 2026	8,888.90		
			44487	Cisco Local Telephone - Oct 2025	125.24		
				Check# 28194 Total	26,595.84		
	28272	01/28/2026	44490	Cisco Local Telephone - Nov/Dec 2025	125.24		
				Check# 28272 Total	125.24		

Payment Register

Payment Date 01/08/26 - 02/04/26

Vendor	Ck#	Pmt Date	Invoice #	Invoice Description	Invoice Amt	Proj #	Project Description	
Amazon Capital Services, Inc.	28195	01/14/2026	14HM-73KV-PNCR	Camera and Camera Supplies	3,392.24			
			14Y7-D4F7-P7R9	Janitorial Supplies	37.08			
			16GD-CP1C-MC7N	System Maint, Supplies	182.09			
			1CQV-HJH4-JTGT	IT Equipment	565.51			
			1H7T-HPDK-P7PY	Crew Leader Desks - Credit	(1,614.72)			
			1LGT-L6GT-HMV1	Vehicle Supplies	96.42			
			1QFM-1NRY-H9RF	Control Systems Supplies	86.50			
			1RVQ-PLFT-K7VL	New Vehicle Supplies Units 86, 87, 88	887.95			
			1V11-PGMD-HHF1	IT Hardware	63.80			
			1W4V-HQKQ-Q941	IT Peripherals	316.74			
	Check# 28195 Total				4,013.61			
	28231	01/21/2026	13P6-W96D-NLHC	HRRM Supplies	39.88			
			1CQV-HJH4-L4K1	External Affairs Supplies	7.12			
			1XCM-LWL1-K6KP	Challenge Coin Cases	77.12			
Check# 28231 Total				124.12				
AMS Melinda LLC	28301	02/04/2026	147-0-050-375	Appraisal Fee Reimbursement	2,500.00	562	Calleguas-Ventura Interconnection	
					Check# 28301 Total			2,500.00
Aquatic Bioassay	28196	01/14/2026	CMW1225.0878	Lab Services-SMP	1,118.00			
					Check# 28196 Total	1,118.00		
AT&T	28273	01/28/2026	24630845	Signal Channels	945.14			
			24631208	Signal Channels	31.88			
			Check# 28273 Total				977.02	
28274	01/28/2026	284857073-0126	Signal Channels	149.80				
				Check# 28274 Total				149.80
AutoZone Stores, LLC	28232	01/21/2026	2240105718	Vehicle Supplies	49.84			
			2240106418	O&M Supplies	208.28			
			2240109131	O&M Supplies - Credit	(22.00)			
	Check# 28232 Total				236.12			
Babcock Laboratories	28197	01/14/2026	CA60242-10591	Lab Services - Wellfields	700.00			
			CA60244-10591	Lab Services - Wellfields	350.00			
			CA60246-10591	Lab Services - Wellfields	1,400.00			
	Check# 28197 Total				2,450.00			
Barcena Plumbing, Inc.	28275	01/28/2026	35890393	Plumbing Services	2,426.00			
					Check# 28275 Total	2,426.00		

Payment Register

Payment Date 01/08/26 - 02/04/26

Vendor	Ck#	Pmt Date	Invoice #	Invoice Description	Invoice Amt	Proj #	Project Description
Battery Power, Inc.	28233	01/21/2026	475335	Turnout and System Batteries	25,702.13		
				Check# 28233 Total	25,702.13		
Brenntag Pacific, LLC	28198	01/14/2026	BPI572146	LBWFP Caustic Soda	5,899.74		
				Check# 28198 Total	5,899.74		
	28234	01/21/2026	BPI573833	LBWFP Caustic Soda	6,933.86		
				Check# 28234 Total	6,933.86		
	28276	01/28/2026	BPI348127	LBWFP Caustic Soda Drum Credit	(240.00)		
			BPI577095	LBWFP Caustic Soda	6,919.86		
				Check# 28276 Total	6,679.86		
Brucar Locksmith	28235	01/21/2026	ECPO4X	Lock Service	135.00		
				Check# 28235 Total	135.00		
C.A. Short Company	28236	01/21/2026	PI0000114172	Employee Service Awards	848.36		
				Check# 28236 Total	848.36		
California Water Efficiency Partnership	28237	01/21/2026	MD-2026-1057	CalWEP/AWE Annual Membership Dues - 2026	3,641.84		
				Check# 28237 Total	3,641.84		
Centricity GIS, LLC	28199	01/14/2026	1838	Asset Management Software Implementation Services	5,000.00		
				Check# 28199 Total	5,000.00		
Citi Cards	28238	01/21/2026	0330-1225	Credit Card Charges - Clerk of the Board	14,776.51		
				Check# 28238 Total	14,776.51		
City of Camarillo	28277	01/28/2026	37951-546760126	Utilities - Sewer Springville Hydro Station	86.19		
				Check# 28277 Total	86.19		
	28278	01/28/2026	Permit 2026	Annual Encroachment Permit - EP-26-13	5,936.65		
				Check# 28278 Total	5,936.65		
City of Moorpark	28200	01/14/2026	INV-00012981	Encroachment Permit PWE2025-0653	682.64		
				Check# 28200 Total	682.64		
City of Simi Valley	28239	01/21/2026	20692	Recycled Water - Dec 2025	10,083.40		
				Check# 28239 Total	10,083.40		

Payment Register

Payment Date 01/08/26 - 02/04/26

Vendor	Ck#	Pmt Date	Invoice #	Invoice Description	Invoice Amt	Proj #	Project Description
City of Thousand Oaks	28201	01/14/2026	48326-46726-0126	Utilities - Sewer	548.38		
				Check# 28201 Total	548.38		
	28202	01/14/2026	48326-50840-0126	Utilities - Sewer	58.76		
				Check# 28202 Total	58.76		
	28279	01/28/2026	INV-2026-00701	Annual Encroachment Permit - ENP-2026-51637	3,040.00		
				Check# 28279 Total	3,040.00		
City of Ventura	28203	01/14/2026	Prop1 Rd 1 Final	Grant Disbursement Prop 1, Round 1 Final	237,133.72		
				Check# 28203 Total	237,133.72		
City Printing & Graphics	28240	01/21/2026	25-32643	WRIST Project Flyers	348.56		
			26-32692	Farm Tour Flyers	93.84		
				Check# 28240 Total	442.40		
CJ Precision Inc.	28241	01/21/2026	1444	Wellfield Flow Meter Certifications	11,174.42		
				Check# 28241 Total	11,174.42		
Coastal Pipco	28280	01/28/2026	S2318259.001	Piping Supplies	54.74		
			S2318273.001	Piping Supplies	324.25		
				Check# 28280 Total	378.99		
Cole-Parmer Instrument Company	28281	01/28/2026	4103583	Lab Supplies	643.92		
				Check# 28281 Total	643.92		
Colonial Life & Accident Ins	28302	02/04/2026	71896160113294	2026-02 Employee Paid Insurance	1,401.84		
				Check# 28302 Total	1,401.84		
ConnectWise, LLC	28204	01/14/2026	INV01532386	Perch - IT Security Service - Jan 2025	1,655.28		
				Check# 28204 Total	1,655.28		
Consolidated Electrical Distributors/Royal Ind Sol	28205	01/14/2026	9009-1064959	Electrical Supplies	800.90		
				Check# 28205 Total	800.90		
	28282	01/28/2026	9009-1065557	Chlorine Transport Pump Replacement	4,375.41		
			9009-1065642	Electrical Supplies	175.35		
				Check# 28282 Total	4,550.76		

Payment Register

Payment Date 01/08/26 - 02/04/26

Vendor	Ck#	Pmt Date	Invoice #	Invoice Description	Invoice Amt	Proj #	Project Description
County of Ventura	28242	01/21/2026	IN0274015	Annual Hazardous Material Fee WF- FA0022679	4,295.36		
	Check# 28242 Total				4,295.36		
	28283	01/28/2026	405539	Annual Encroachment Permit PE25-1071	195.00		
	Check# 28283 Total				195.00		
	28284	01/28/2026	406260	Annual Encroachment Permit PA-0005	1,885.00		
	Check# 28284 Total				1,885.00		
	28303	02/04/2026	405502	Annual Encroachment Permit PE25-0947	380.00	562	Calleguas-Ventura Interconnection
	Check# 28303 Total				380.00		
DCH Ford of Thousand	28206	01/14/2026	925334	Service Unit 2	1,261.78		
			925386	Service Unit 72	171.00		
	Check# 28206 Total				1,432.78		
	28243	01/21/2026	925329	Service Unit 19	2,164.72		
			925416	Service Unit 73	200.00		
			925527	Service Unit 54	643.88		
			925622	Service Unit 55	188.28		
	Check# 28243 Total				3,196.88		
E Source Companies	28207	01/14/2026	14606	Oxnard Water Loss Mem. Agency Admin. Project	3,000.00		
	Check# 28207 Total				3,000.00		
Emerson LLLP	28244	01/21/2026	31105463	LBWFP Chemical BLDG Ferric Pressure Transmitter	4,898.46		
	Check# 28244 Total				4,898.46		
Eurofins Eaton Analytical, Inc.	28285	01/28/2026	3800112734	Lab Services - Lake Bard	194.94		
	Check# 28285 Total				194.94		
Falcon Fuels	28189	01/13/2026	89178	Fuel - Unleaded	4,641.28		
	Check# 28189 Total				4,641.28		
	28245	01/21/2026	91229	Fuel - Unleaded	4,100.94		
	Check# 28245 Total				4,100.94		
	28286	01/28/2026	91563	Fuel - Unleaded	4,056.29		
	Check# 28286 Total				4,056.29		

Payment Register

Payment Date 01/08/26 - 02/04/26

Vendor	Ck#	Pmt Date	Invoice #	Invoice Description	Invoice Amt	Proj #	Project Description
Fence Factory Rentals	28208	01/14/2026	688029	Towable Restroom Rental - Dec 2025	133.10		
				Check# 28208 Total	133.10		
	28287	01/28/2026	689381	Restroom Rental for Drip Irrigation Workshop	156.24		
				Check# 28287 Total	156.24		
	28304	02/04/2026	690294	Towable Restroom Rental - Jan 2026	133.10		
				Check# 28304 Total	133.10		
Fisher Scientific	28209	01/14/2026	5774486	Lab Supplies	46.59		
			5923297	Lab Supplies	211.89		
				Check# 28209 Total	258.48		
Franchise Tax Board	28246	01/21/2026	886463872-0126A	Garnishment #886463872-01/15/26	25.00		
				Check# 28246 Total	25.00		
	28305	02/04/2026	886463872-0126B	Garnishment #886463872-01/31/26	25.00		
				Check# 28305 Total	25.00		
Frontier	28210	01/14/2026	8051970536-0126	Signal Channels	389.12		
				Check# 28210 Total	389.12		
	28288	01/28/2026	2091781628-0126	Signal Channels	80.88		
			2131743676-0226	Signal Channels	80.88		
			4241537402-0126	Signal Channels	152.88		
			8051971428-0126	Signal Channels	340.00		
				Check# 28288 Total	654.64		
GI Industries	28211	01/14/2026	2203926-0283-9	Waste Removal - Recycle	282.66		
			2204047-0283-3	Waste Removal - Green	538.56		
				Check# 28211 Total	821.22		
	28289	01/28/2026	2204093-0283-7	Waste Removal	1,290.71		
				Check# 28289 Total	1,290.71		
Home Depot Credit Services	28212	01/14/2026	8086-1225	Credit Card Charges - O&M	1,926.57		
				Check# 28212 Total	1,926.57		
Idexx Distribution, Inc.	28247	01/21/2026	3191724978	Lab Supplies	71.12		
				Check# 28247 Total	71.12		
Lansweeper Inc	28248	01/21/2026	IN06-2600139	Annual IT Ticketing System License	5,775.00		
				Check# 28248 Total	5,775.00		

Payment Register

Payment Date 01/08/26 - 02/04/26

Vendor	Ck#	Pmt Date	Invoice #	Invoice Description	Invoice Amt	Proj #	Project Description
LBL Equipment Repair	28249	01/21/2026	R7793N	Equipment Service - Skip Loader	340.00		
				Check# 28249 Total	340.00		
	28290	01/28/2026	R7833N	Equipment Service - Case Tractor	4,128.27		
				Check# 28290 Total	4,128.27		
LightGabler LLP	28250	01/21/2026	96901	Legal Services	480.00		
				Check# 28250 Total	480.00		
Martronic Engineering	28291	01/28/2026	61420	Paint	300.30		
				Check# 28291 Total	300.30		
Mc Master-Carr Supply Company	28213	01/14/2026	57350922	Distribution Systems Supplies	49.48		
				Check# 28213 Total	49.48		
	28251	01/21/2026	57838475	LBWFP Supplies	1,001.87		
				Check# 28251 Total	1,001.87		
	28292	01/28/2026	57402156	Distribution Systems Supplies	320.42		
				Check# 28292 Total	320.42		
Michael K. Nunley & Associates, Inc.	28252	01/21/2026	2440	Engineering Consulting	2,060.00	607	Somis Housing SMP Discharge Station
				Check# 28252 Total	2,060.00		
Newark	28214	01/14/2026	38403511	Electrical Supplies	3,388.08		
				Check# 28214 Total	3,388.08		
	28253	01/21/2026	38440747	Electrical Supplies	437.93		
				Check# 28253 Total	437.93		
Orkin Pest Control	28215	01/14/2026	287353417	Pest Control	319.00		
				Check# 28215 Total	319.00		
	28306	02/04/2026	288992516	Pest Control	344.52		
				Check# 28306 Total	344.52		
Physis Environmental Laboratories, Inc.	28293	01/28/2026	1502001-128	Lab Services - SMP	330.00		
			1502001-129	Lab Services - SMP	660.00		
			1502001-130	Lab Services - SMP	330.00		
				Check# 28293 Total	1,320.00		

Payment Register

Payment Date 01/08/26 - 02/04/26

Vendor	Ck#	Pmt Date	Invoice #	Invoice Description	Invoice Amt	Proj #	Project Description
Polydyne Inc.	28307	02/04/2026	1996154	Lake Bard Water Treatment - Clarifloc	19,806.40		
				Check# 28307 Total	19,806.40		
Quadient Leasing USA	28216	01/14/2026	Q2158182	Postage Meter Lease Jan - Apr 2026	271.36		
				Check# 28216 Total	271.36		
Quinn Company	28294	01/28/2026	WON10026071 WON10026199	Grandsen PS Generator Engine Block Heater Replacement Annual Generator Maintenance	3,950.99 5,310.30		
				Check# 28294 Total	9,261.29		
	28308	02/04/2026	WON10026154	Fuel Line Replacements - Conejo Generators	4,493.78		
				Check# 28308 Total	4,493.78		
Raftelis Financial Consultants, Inc.	28254	01/21/2026	43480 43768	Cost of Service Study Cost of Service Study	10,217.15 4,772.50		
				Check# 28254 Total	14,989.65		
Shred-It	28217	01/14/2026	8013067070	Shredding Services - Dec 2025	142.25		
				Check# 28217 Total	142.25		
Simi Lube & Oil	28255	01/21/2026	260113010	Oil Change Unit 82	88.37		
				Check# 28255 Total	88.37		
Simi Valley Wholesale Electric	28218	01/14/2026	142037	Electrical Supplies	82.05		
				Check# 28218 Total	82.05		
Smog Test Only Center	28219	01/14/2026	169385 169640 169652 169667 169825 169947	Smog Test Unit 15 Smog Test Unit 17 Smog Test Unit 18 Smog Test Unit 33 Smog Test Unit 19 Smog Test Unit 48	50.00 50.00 50.00 50.00 50.00 50.00		
				Check# 28219 Total	300.00		
Southern California Edison	28220	01/14/2026	7009108950150126	Electricity - House 3	42.79		
				Check# 28220 Total	42.79		
	28256	01/21/2026	7008982068090126	Electricity - LV Interconnection	1,623.34		
				Check# 28256 Total	1,623.34		

Payment Register

Payment Date 01/08/26 - 02/04/26

Vendor	Ck#	Pmt Date	Invoice #	Invoice Description	Invoice Amt	Proj #	Project Description
Southern California Edison (continued)							
	28295	01/28/2026	6000015092670126	Electricity - SMP & Distribution System	8,074.57		
			7002185503400126	Electricity - SMP	46.14		
			7003153544210126	Electricity - Wellfield	138.26		
			7003154081730126	Electricity - Wellfield	139.92		
			7005542693600126	Electricity - Wellfield	108,921.33		
			7005544657840126	Electricity - Wellfield	99,741.73		
			7008980270540126	Electricity - LV Interconnection	79.80		
				Check# 28295 Total	217,141.75		
	28309	02/04/2026	7003460257200126	Pumping Power Costs	165,707.04		
			7007879066910126	Pumping Power Costs	66,417.46		
				Check# 28309 Total	232,124.50		
Southwest Valve & Equipment							
	28310	02/04/2026	58626B45402	Control Valve Repair Kits	32,990.48		
				Check# 28310 Total	32,990.48		
Standard Insurance Co							
	28311	02/04/2026	0017126900010226	2026-02 Employee Paid Insurance	7,923.93		
				Check# 28311 Total	7,923.93		
State of CA Condemnation Deposits Fund							
	28188	01/12/2026	ROE 562	Easement Acquisition - APN 152-0-170-090	56,989.00	562	Calleguas-Ventura Interconnection
				Check# 28188 Total	56,989.00		
The Gas Company							
	28296	01/28/2026	03581318007-0126	Utilities - Gas	447.45		
				Check# 28296 Total	447.45		
The Pittsburgh Paints Co.							
	28221	01/14/2026	808920006652	Paint	199.45		
				Check# 28221 Total	199.45		
	28297	01/28/2026	808920006747	Paint Supplies	393.08		
				Check# 28297 Total	393.08		
Tony's Tires							
	28257	01/21/2026	53975	Tire Repair Unit 82	25.00		
				Check# 28257 Total	25.00		
Tripac Fasteners							
	28258	01/21/2026	5834620	Flange Gaskets	633.08		
				Check# 28258 Total	633.08		

Payment Register

Payment Date 01/08/26 - 02/04/26

Vendor	Ck#	Pmt Date	Invoice #	Invoice Description	Invoice Amt	Proj #	Project Description
Triunfo Water and Sanitation District	28312	02/04/2026	1132916	Sewer Connection Fee for LV Interconnection	707.88		
				Check# 28312 Total	707.88		
Uline Inc.	28222	01/14/2026	202306883	O&M Office Supplies	919.98		
				Check# 28222 Total	919.98		
Underground Service Alert	28223	01/14/2026	1220250175 25-262017	DigAlert Services Digalert Fees	176.00 91.12		
				Check# 28223 Total	267.12		
United Water Conservation District	28224	01/14/2026	Prop1 Rd 1 Final	Grant Disbursement Prop 1, Round 1 Final	312,088.66		
				Check# 28224 Total	312,088.66		
Ventura County Sheriff's Office	28259	01/21/2026	4811265-0126A	Garnishment 56-2016-004811265-01/15/26	50.00		
				Check# 28259 Total	50.00		
	28313	02/04/2026	4811265-0126B	Garnishment 56-2016-004811265-01/31/26	50.00		
				Check# 28313 Total	50.00		
Ventura County Waterworks District #1	28260	01/21/2026	MET 128v2-1	Met Reimbursement for VCWWD Compliance Assist	6,051.75		
				Check# 28260 Total	6,051.75		
Ventura Steel, Inc.	28298	01/28/2026	330389	Piping Supplies	227.37		
				Check# 28298 Total	227.37		
Verizon Wireless	28261	01/21/2026	6130907853 6132652692	Signal Channels Signal Channels	154.04 8,972.41		
				Check# 28261 Total	9,126.45		
Wells Fargo Bank, N.A.	28262	01/21/2026	44968	2008A Remarket Fee - 3rd & 4th Qtr	17,612.50		
				Check# 28262 Total	17,612.50		
Wells Fargo Business Card	28225	01/14/2026	8140-1225	Credit Card Charges - Clerk of the Board	3,006.35		
				Check# 28225 Total	3,006.35		
	28226	01/14/2026	2101-1225	Credit Card Charges - IT	201.98		
				Check# 28226 Total	201.98		

Payment Register

Payment Date 01/08/26 - 02/04/26

Vendor	Ck#	Pmt Date	Invoice #	Invoice Description	Invoice Amt	Proj #	Project Description
Wells Fargo Business Card (continued)							
	28227	01/14/2026	6787-1225	Credit Card Charges - General Manager	1,389.74		
				Check# 28227 Total	1,389.74		
	28263	01/21/2026	0544-1225	Credit Card Charges - Deputy GM	1,229.08		
				Check# 28263 Total	1,229.08		
	28264	01/21/2026	1210-1225	Credit Card Charges - HRRM	2,929.28		
				Check# 28264 Total	2,929.28		
	28265	01/21/2026	4124-1225	Credit Card Charges - Water Resources	1,024.25		
				Check# 28265 Total	1,024.25		
	28266	01/21/2026	4919-1225	Credit Card Charges - External Affairs	2,654.44		
				Check# 28266 Total	2,654.44		
	28267	01/21/2026	6574-1225	Credit Card Charges - O&M	5,386.39		
				Check# 28267 Total	5,386.39		
	28268	01/21/2026	2219-1225	Credit Card Charges - Eng	706.89	450	LVMWD-CMWD Interconnection
				Credit Card Charges - Eng	1,171.56		
				Check# 28268 Total	1,878.45		
Wendelstein Law Group PC							
	28314	02/04/2026	W 1247-0126	Legal Services	335.50	450	LVMWD-CMWD Interconnection
				Legal Services	884.50	562	Calleguas-Ventura Interconnection
				Legal Services	91.50	569	Smith Rd. Tank
				Legal Services	305.00	614	CCSB Strengthening for Metrolink Improvements
				Legal Services	244.00	621	LBWFP Buildings Roof Replacements
				Legal Services	183.00	633	Lake Bard Housing Improvements
				Legal Services	22,924.00		
				Check# 28314 Total	24,967.50		
West Coast Arborists							
	28299	01/28/2026	1-11852	Tree Trimming and Removal Services	3,145.00		
				Check# 28299 Total	3,145.00		
Western Propane							
	28228	01/14/2026	33480253	Propane	629.84		
				Check# 28228 Total	629.84		
Wildwood Boots							
	28269	01/21/2026	262	Safety Shoes	110.00		
				Check# 28269 Total	110.00		

Payment Register

Payment Date 01/08/26 - 02/04/26

Vendor	Ck#	Pmt Date	Invoice #	Invoice Description	Invoice Amt	Proj #	Project Description
Winner Chevrolet	28229	01/14/2026	12791	2024 Chevrolet Silverado EV - Unit 88	71,866.25		
				Check# 28229 Total	71,866.25		
				Check Total	1,559,431.32		
A and B Electric Company, Inc.	3753	01/21/2026	96936	Meetings & Trainings	4,340.00		
			96937	Inspection & Consulting Services	2,170.00	450	LVMWD-CMWD Interconnection
			96938	Inspection & Consulting Services	18,445.00	587	Lake Bard Pump Station
			96939	Inspection & Consulting Services	2,325.00	592	Lindero Pump Station Rehabilitation
			96940	Inspection & Consulting Services	2,815.00	620	Network Center Relo & Admin Storage Improvements
				EFT# 3753 Total	30,095.00		
ACWA/Joint Powers Insurance	3754	01/21/2026	WC 4th Qtr 2025	Workers Compensation Oct-Dec 2025	36,380.92		
				EFT# 3754 Total	36,380.92		
	3789	02/04/2026	707991	2026-02 Dental/Vision	13,601.60		
				EFT# 3789 Total	13,601.60		
Advanced Sanitation	3739	01/14/2026	17448	Septic Services - Wellfield	575.00		
				EFT# 3739 Total	575.00		
	3779	01/28/2026	17518	Septic Services - Wellfield	575.00		
				EFT# 3779 Total	575.00		
Benner and Carpenter	3740	01/14/2026	16556	Semi Annual Lake Bard Dike and Dam Survey	2,990.00		
				EFT# 3740 Total	2,990.00		
Best Best Krieger, LLP	3780	01/28/2026	1050904	Legal Services	19,279.50		
			1050905	Legal Services	6,650.50		
				EFT# 3780 Total	25,930.00		
Bondy Groundwater Consulting, Inc.	3755	01/21/2026	111-06	Groundwater Consulting - Dec 2025	4,794.75		
				EFT# 3755 Total	4,794.75		
BPS Supply Group	3790	02/04/2026	S3274830.001	Solenoid Valves for Wellfield Flush Valves	1,992.95		
				EFT# 3790 Total	1,992.95		
C & M Auto Truck Electric	3741	01/14/2026	122925 Service	Service Unit 85	525.54		
				EFT# 3741 Total	525.54		

Payment Register

Payment Date 01/08/26 - 02/04/26

Vendor	Ck#	Pmt Date	Invoice #	Invoice Description	Invoice Amt	Proj #	Project Description
California Dept of Tax and Fee Administration	3777	01/26/2026	Use Tax 2025-12	Sales and Use Tax Return 4th Qtr - 2025	123.00		
				EFT# 3777 Total	123.00		
Camrosa Water District	3791	02/04/2026	Nov & Dec 2025	2025-11 & 12 Round Mountain LRP Credit	26,300.00		
				EFT# 3791 Total	26,300.00		
Chandler Asset Management, Inc.	3756	01/21/2026	2512CMWD	Investment Mgmt Fees - Dec 2025	8,769.91		
				EFT# 3756 Total	8,769.91		
Dragon Media Co.	3781	01/28/2026	1494	Photography - Tours	1,025.00		
				EFT# 3781 Total	1,025.00		
Employment Development Department (EDD)	3769	01/15/2026	2026-01-15	2026-01-15 Payroll Taxes	28,442.30		
				EFT# 3769 Total	28,442.30		
	3787	01/22/2026	2026-01-22	2026-01-22 Payroll Taxes	5.76		
				EFT# 3787 Total	5.76		
Fgl Environmental	3757	01/21/2026	521982A	Lab Services - Distribution System	305.00		
			521983A	Lab Services - LBWFP	39.00		
			522084A	Lab Services - SMP	68.00		
			522085A	Lab Services - LBWFP	25.00		
			522088A	Lab Services - LBWFP	39.00		
			522132A	Lab Services - LBWFP	39.00		
			522141A	Lab Services - LBWFP	39.00		
			522176A	Lab Services - LBWFP	39.00		
			522185A	Lab Services - LBWFP	39.00		
			522213A	Lab Services - SMP	68.00		
			522214A	Lab Services - Distribution System	39.00		
			522319A	Lab Services - Distribution System	39.00		
				EFT# 3757 Total	778.00		

Payment Register

Payment Date 01/08/26 - 02/04/26

Vendor	Ck#	Pmt Date	Invoice #	Invoice Description	Invoice Amt	Proj #	Project Description
Fgl Environmental							
(continued)							
	3782	01/28/2026	520568A	Lab Services - SMP	1,347.00		
			521058A	Lab Services - SMP	1,827.00		
			521059A	Lab Services - SMP	1,827.00		
			521060A	Lab Services - LBWFP	139.00		
			521138A	Lab Services - Wellfield	500.00		
			521140A	Lab Services - LBWFP	2,876.00		
			521268A	Lab Services - Wellfield	500.00		
			521480A	Lab Services - LBWFP	74.00		
			521481A	Lab Services - SMP	68.00		
			521517A	Lab Services - LBWFP	25.00		
			521518A	Lab Services - LBWFP	25.00		
			521519A	Lab Services - Distribution System	268.00		
			521611A	Lab Services - Wellfield	129.00		
			521614A	Lab Services - Wellfield	129.00		
			521616A	Lab Services - Wellfield	164.00		
			521620A	Lab Services - Wellfield	129.00		
			521623A	Lab Services - Wellfield	401.00		
			521628A	Lab Services - Distribution System	141.00		
			521629A	Lab Services - LBWFP	39.00		
			521729A	Lab Services - Wellfield	164.00		
			521730A	Lab Services - Wellfield	41.00		
			521731A	Lab Services - Wellfield	104.00		
			521732A	Lab Services - LBWFP	39.00		
			521733A	Lab Services - Wellfield	39.00		
			521843A	Lab Services - LBWFP	39.00		
			521886A	Lab Services - LBWFP	39.00		
			521890A	Lab Services - LBWFP	39.00		
			522332A	Lab Services - LBWFP	39.00		
			600006A	Lab Services - LBWFP	44.00		
			600007A	Lab Services - LBWFP	44.00		
			600050A	Lab Services - LBWFP	44.00		
			600051A	Lab Services - LBWFP	44.00		
			600097A	Lab Services - LBWFP	44.00		
			600375A	Lab Services - Distribution System	44.00		
EFT# 3782 Total					11,415.00		

Payment Register

Payment Date 01/08/26 - 02/04/26

Vendor	Ck#	Pmt Date	Invoice #	Invoice Description	Invoice Amt	Proj #	Project Description
Fgl Environmental							
(continued)	3792	02/04/2026	521277A	Lab Services - Wellfield	2,844.00		
			600099A	Lab Services - LBWFP	151.00		
			600151A	Lab Services - LBWFP	44.00		
			600263A	Lab Services - Distribution System	318.00		
			600264A	Lab Services - Distribution System	143.00		
			600265A	Lab Services - Distribution System	218.00		
			600266A	Lab Services - Wellfield	113.00		
			600267A	Lab Services - Distribution System	107.00		
			600268A	Lab Services - Wellfield	113.00		
			600286A	Lab Services - LBWFP	44.00		
			600366A	Lab Services - Wellfield	518.00		
			600368A	Lab Services - Wellfield	44.00		
			600369A	Lab Services - Wellfield	143.00		
			600371A	Lab Services - Wellfield	44.00		
			600372A	Lab Services - Wellfield	244.25		
			600374AB	Lab Services - Wellfield	244.25		
			600377A	Lab Services - Wellfield	44.00		
			600378A	Lab Services - Wellfield	244.25		
			600379A	Lab Services - Wellfield	44.00		
			600380A	Lab Services - Wellfield	244.25		
			600382A	Lab Services - Distribution System	188.00		
			600390A	Lab Services - Distribution System	80.00		
			600499A	Lab Services - Distribution System	44.00		
			600512A	Lab Services - LBWFP	44.00		
			600518A	Lab Services - LBWFP	44.00		
			600568A	Lab Services - Wellfield	110.00		
			600569A	Lab Services - Wellfield	68.00		
			600570A	Lab Services - Wellfield	188.00		
			600571A	Lab Services - Wellfield	68.00		
			600572A	Lab Services - Wellfield	68.00		
			600573A	Lab Services - LBWFP	57.00		
			600574A	Lab Services - Wellfield	44.00		
			600578A	Lab Services - Wellfield	181.00		
			600579A	Lab Services - LBWFP	44.00		
			600580A	Lab Services - Wellfield	134.00		
			600681A	Lab Services - LBWFP	44.00		
			600682A	Lab Services - SMP	96.00		
			600793A	Lab Services - Distribution System	318.00		
			600794A	Lab Services - LBWFP	44.00		
			600795A	Lab Services - Distribution System	2,541.00		
			600877A	Lab Services - SMP	96.00		
			600878A	Lab Services - Wellfield	44.00		

Payment Register

Payment Date 01/08/26 - 02/04/26

Vendor	Ck#	Pmt Date	Invoice #	Invoice Description	Invoice Amt	Proj #	Project Description
Fgl Environmental (continued)	3792	02/04/2026	600883A	Lab Services - Wellfield	44.00		
			600884A	Lab Services - Wellfield	143.00		
			600973A	Lab Services - LBWFP	44.00		
			600985A	Lab Services - LBWFP	44.00		
			600986A	Lab Services - LBWFP	44.00		
			601020A	Lab Services - LBWFP	44.00		
			601128A	Lab Services - Wellfield	113.00		
			601129A	Lab Services - Wellfield	113.00		
			601130A	Lab Services - Wellfield	323.00		
			601131A	Lab Services - Wellfield	113.00		
			601133A	Lab Services - Distribution System	80.00		
			601201A	Lab Services - LBWFP	80.00		
			601306A	Lab Services - Distribution System	44.00		
			EFT# 3792 Total		11,683.00		
Garden Acres Mutual Water Company	3767	01/26/2026	8C	Prop 1, Round 2 IRWM Grant Reimbursement	2,625.00		
			EFT# 3767 Total		2,625.00		
Geotab USA, Inc.	3742	01/14/2026	IN466558	Vehicle Telematics/GPS Service	1,145.50		
			EFT# 3742 Total		1,145.50		
Grainger	3743	01/14/2026	9744093825	O&M Supplies	2,218.63		
			9753786426	Janitorial Supplies	613.06		
			EFT# 3743 Total		2,831.69		
	3758	01/21/2026	9756277282	Safety Supplies	2,794.65		
			EFT# 3758 Total		2,794.65		
	3783	01/28/2026	9770792647	Repair Parts for Vault Fans	1,909.52		
			EFT# 3783 Total		1,909.52		
Hach Company	3744	01/14/2026	14812628	LBWFP Lab Chemicals	2,593.38		
			EFT# 3744 Total		2,593.38		
Internal Revenue Service (IRS)	3770	01/22/2026	2026-01-15	2026-01-15 Payroll Taxes	160,503.39		
			EFT# 3770 Total		160,503.39		
	3788	01/22/2026	2026-01-22	2026-01-22 Payroll Taxes	245.34		
			EFT# 3788 Total		245.34		

Payment Register

Payment Date 01/08/26 - 02/04/26

Vendor	Ck#	Pmt Date	Invoice #	Invoice Description	Invoice Amt	Proj #	Project Description
JCI Jones Chemicals	3745	01/14/2026	986421/986435	LBWFP Chlorine	9,580.35		
			987004/987016	LBWFP Chlorine	7,673.34		
				EFT# 3745 Total	17,253.69		
JPW Communications	3759	01/21/2026	3863	Service Area Map Graphic Design Svs -Dec 2025	67.50		
				EFT# 3759 Total	67.50		
Kennedy Jenks Consultants	3760	01/21/2026	185102	Engineering Consulting	22,200.00	592	Lindero Pump Station Rehabilitation
			185103	Prop 1 Round 1 IRWM Grant Admin - Dec 2025	397.50		
			185104	Engineering Consulting	5,055.00	480	Conejo Pump Station Rehabilitation
			185105	Prop 1 Round 2 IRWM Grant Admin - Dec 2025	331.25		
			185106	Engineering Consulting	13,167.50	620	Network Center Relo & Admin Storage Improvements
				EFT# 3760 Total	41,151.25		
Metropolitan Water District	3704	01/30/2026	12032	Water Payment - Nov 2025	8,378,055.50		
				EFT# 3704 Total	8,378,055.50		
Mission Square (ICMA)	3736	01/13/2026	304070-457-1225B	2025-12-31 Deferred Compensation	18,554.77		
				EFT# 3736 Total	18,554.77		
	3737	01/13/2026	803371-414-1225B	2025-12-31 Retirement Health Savings Plan	11,548.81		
				EFT# 3737 Total	11,548.81		
	3775	01/27/2026	304070-457-0126A	2026-01-15 Deferred Compensation	22,027.72		
				EFT# 3775 Total	22,027.72		
	3776	01/27/2026	803371-414-0126A	2026-01-15 Retirement Health Savings Plan	11,883.01		
				EFT# 3776 Total	11,883.01		
Mission Uniform Service	3746	01/14/2026	525253545	Mat/Towel Service	115.30		
			525291121	Mat/Towel Service	206.25		
				EFT# 3746 Total	321.55		
	3784	01/28/2026	525323582	Mat/Towel Service	156.55		
			525364795	Mat/Towel Service	211.25		
				EFT# 3784 Total	367.80		
	3793	02/04/2026	525405128	Mat/Towel Service	144.05		
				EFT# 3793 Total	144.05		

Payment Register

Payment Date 01/08/26 - 02/04/26

Vendor	Ck#	Pmt Date	Invoice #	Invoice Description	Invoice Amt	Proj #	Project Description
Northern Digital, Inc.	3747	01/14/2026	58712	New HMI Interface Configuration - TO Tank	13,280.00		
				EFT# 3747 Total	13,280.00		
	3761	01/21/2026	58710 58711	Turnout Automation Upgrade Control System Integration Services	19,980.00 14,280.00	592	Lindero Pump Station Rehabilitation
				EFT# 3761 Total	34,260.00		
Northern Safety Co.	3762	01/21/2026	907345642	Safety Gloves	250.62		
				EFT# 3762 Total	250.62		
Nyeland Acres Mutual Water Company	3768	01/26/2026	10B & 11B	Prop 1, Round 2 IRWM Grant Reimbursement	357,453.15		
				EFT# 3768 Total	357,453.15		
ODP Business Solutions, Inc.	3748	01/14/2026	39771220	Office Supplies	937.03		
				EFT# 3748 Total	937.03		
Perlter & Ingalsbe	3763	01/21/2026	19003	Engineering Consulting	7,515.00	632	OSR2 Improvements
			19004	Engineering Consulting	58,485.00	536	SMP Phase 3
			19005	Engineering Consulting	6,252.50	569	Smith Rd. Tank
			19006	Engineering Consulting	24,603.75	562	Calleguas-Ventura Interconnection
			19007	Engineering Consulting	1,220.00	590	TOD Pump Station Rehabilitation
			19008	Engineering Consulting	1,821.25	591	Lake Sherwood Pump Station Rehabilitation
				EFT# 3763 Total	99,897.50		
Pers Retirement	3751	01/20/2026	18160710	Replacement Benefit Contribution	42,782.76		
				EFT# 3751 Total	42,782.76		
	3771	01/22/2026	2025-11-2	2025-11-2 Classic Contribution	51,016.83		
				EFT# 3771 Total	51,016.83		
	3772	01/22/2026	2025-11-2P	2025-11-2 PEPR Contribution	25,163.61		
				EFT# 3772 Total	25,163.61		
	3773	01/22/2026	2025-12-1	2025-12-1 Classic Contribution	50,741.10		
				EFT# 3773 Total	50,741.10		
	3774	01/22/2026	2025-12-1P	2025-12-1 PEPR Contribution	25,995.15		
				EFT# 3774 Total	25,995.15		
	3778	01/27/2026	2025-11-2CA	2025-11-2 Adj. Classic Contribution	127.27		
				EFT# 3778 Total	127.27		

Payment Register

Payment Date 01/08/26 - 02/04/26

Vendor	Ck#	Pmt Date	Invoice #	Invoice Description	Invoice Amt	Proj #	Project Description
Phoenix Civil Engineering	3764	01/21/2026	25426	Engineering Consulting	4,207.25	450	LVMWD-CMWD Interconnection
EFT# 3764 Total					4,207.25		
Pre Con Industries, Inc.	3765	01/21/2026	CW43-06	Construction Retention	228,050.00	620	Network Center Relo & Admin Storage Improvements
					(11,402.50)	620	Network Center Relo & Admin Storage Improvements
EFT# 3765 Total					216,647.50		
SatCom Global Inc.	3785	01/28/2026	AI01260036	Satellite Phone	57.21		
EFT# 3785 Total					57.21		
Spectrum/Charter Communications	3749	01/14/2026	1786555122825	Signal Channels 8448200291786555	96.24		
			187756501010126	Signal Channels 187756501	1,050.00		
			245096501010126	Signal Channels 245096501	109.98		
			249852101010126	Signal Channels 249852101	84.99		
			250103501010126	Signal Channels 250103501	84.99		
			250483101010126	Signal Channels 250483101	84.99		
EFT# 3749 Total					1,511.19		
Staheli Trenchless	3766	01/21/2026	25-297	Engineering Consulting	3,955.00	562	Calleguas-Ventura Interconnection
EFT# 3766 Total					3,955.00		
ThirdRail	3750	01/14/2026	18837	Calleguas Mugs	696.76		
EFT# 3750 Total					696.76		
	3794	02/04/2026	18856	Outreach Materials - Tote Bags	3,029.01		
EFT# 3794 Total					3,029.01		
Water Systems Consulting, Inc.	3786	01/28/2026	12064	Urban Water Mgmt Plan - Dec 2025	6,564.25		
EFT# 3786 Total					6,564.25		
EFT Total					9,820,600.04		
Grand Total					11,380,031.36		

Payment Register
CMWD as Fiscal Agent for TMDL Parties
01/08/2026 - 02/04/2026

TMDL Operating Cash Account

Total Checks and Electronic Fund Transfers Issued: **\$ 105,111.10**

Cash in TMDL Bank Account

\$1,358,030.29

Calleguas MWD as Fiscal Agent for TMDL Parties

Payment Register

Payment Date 01/08/26 - 02/04/26

Vendor	Ck#	Pmt Date	Invoice #	Invoice Description	Invoice Amt	Proj #	Project Description
Calleguas Municipal Water District	526	01/21/2026	2026-00000006	TMDL - Dec 2025	805.00		
Check# 526 Total					805.00		
Larry Walker Associates	527	01/21/2026	617.18-45	Salt and Nutrient Mgmt Plan Development	1,156.00		
			617.51-4	Regulatory Tracking and as Needed Support	3,460.00		
			617.52-5	TMDL Program Management & Reporting	19,374.25		
			617.53-5	TMDL Monitoring & Data Management	14,787.08		
			617.54-5	Salts TMDL Monitoring Program	21,830.99		
			617.55-4	Phase 1 MS4 Permittees Evaluation Report	909.00		
			617.56-4	Phase II MS4 Permittees Evaluation Report	1,447.50		
			617.57-4	CalTrans Annual Evaluation Report	1,609.00		
			617.58-4	VCAILG Exceedance Evaluation Report	437.50		
			617.59-5	TMDL Meeting Attendance and Contract Admin	17,212.85		
			617.60-4	Salts Averaging Period or Site Object Develop.	152.00		
			617.61-4	Bacteria Seasonal Suspension Analysis	380.00		
			617.62-4	Metals TMDL Revision	2,930.75		
			617.63-4	Regional Project Coordination Support	9,826.50		
Check# 527 Total					95,513.42		
Ventura County Farm Bureau	528	01/21/2026	51655	TMDL Program Mgmt Oct - Dec 2025	8,792.68		
Check# 528 Total					8,792.68		
Check Total					105,111.10		
Grand Total					105,111.10		



RAUL AVILA, PRESIDENT
DIVISION 1

REDDY PAKALA, SECRETARY
DIVISION 3

SCOTT H. QUADY, DIRECTOR
DIVISION 2

THIBAUT ROBERT, VICE PRESIDENT
DIVISION 4

JACQUELYN McMILLAN, TREASURER
DIVISION 5

KRISTINE McCaffrey
GENERAL MANAGER

BOARD MEMORANDUM

Date: February 18, 2026

To: Board of Directors

From: Fernando Baez, P.E., Manager of Engineering

Subject: Item 6.C – Approve Professional Services by V&A Consulting Engineers, Inc. in the Amount of \$238,920 to Perform Pipeline Condition Assessment Services for Lindero Feeder No. 2

Objective: Provide safe, reliable, and cost-effective service by ensuring infrastructure reliability through proactive pipeline condition assessment.

Recommended Action: Approve professional services by V&A Consulting Engineers, Inc. (V&A) in the amount of \$238,920 to perform pipeline condition assessment services for Lindero Feeder No. 2.

Budget Impact: No impact. Costs were included in the budget for the 2025-26 fiscal year.

Discussion:

After experiencing several failures of its pre-stressed cylinder pipelines (PCCP), the District has been actively assessing and rehabilitating its PCCP since 1999. With advancements in inspection technologies, the District has expanded its pipeline condition assessments to include the District's other pipeline materials, which are primarily welded steel pipe (WSP) and concrete cylinder pipe (CCP, also known as bar-wrapped pipe). This is a cost-effective approach to reducing the risk of failure and associated disruption and damage.

In 2021, HDR prepared a Pipeline Condition Assessment Planning Study to identify the methods and technologies to perform pipeline condition assessment of Calleguas's WSP and CCP. In 2023, based on the recommendations in this study, staff contracted V&A to test the new

approach for pipeline condition assessment on a section of the CCP Oxnard-Santa Rosa Feeder, Units 1 and 2.

After the successful completion of the CCP Oxnard-Santa Rosa Feeder Units 1 and 2 condition assessment, staff identified the CCP Lindero Feeder No.2 for the next condition assessment. This pipeline was selected due to its construction type, age, and importance to the District's objective to provide reliable service. Lindero Feeder No. 2 is the sole pipeline for conveying water from the newly constructed Calleguas-Las Virgenes Interconnection Pump Station to the Conejo Valley Feeder.

The pipeline condition assessment includes the following tasks:

- Electrical Continuity Survey – This verifies whether the pipeline is electrically connected (bonded at joints), which is essential to the viability of cathodic protection for a pipeline. It also helps determine the most appropriate method of conducting additional corrosion surveys and aids in understanding the survey results.
- Cell-to-Cell Potential Survey – Corrosion of metals produces electrical currents and differences in electrical potential (voltage). A potential survey collects voltage readings to identify hot spots where corrosion may be occurring.
- Pipe-to-Soil Potential Survey – Similar to cell-to-cell potential surveys, this type of survey collects potential readings but it provides direct measurements of corrosion activity on the pipeline. This method requires the pipeline to be electrically continuous. If the pipeline is not electrically continuous, the survey will still provide valuable information as the portions of the pipe that are surveyed can be used to estimate the condition of the entire pipeline and understand how the pipeline is performing in its environment.
- Leak Detection – Leak detection will be accomplished by conveying a tool through the interior of the pipeline while it is flowing. Small undetected leaks can grow to larger leaks that can potentially lead to catastrophic failure. Locating leaks before they result in large pipeline failures saves both money and water.

V&A has relevant experience, expertise, and familiarity with the District's facilities. Their work continues to be of good quality and the cost for professional services is reasonable for the work required.



RAUL AVILA, PRESIDENT
DIVISION 1

REDDY PAKALA, SECRETARY
DIVISION 3

SCOTT H. QUADY, DIRECTOR
DIVISION 2

THIBAUT ROBERT, VICE PRESIDENT
DIVISION 4

JACQUELYN McMILLAN, TREASURER
DIVISION 5

KRISTINE McCAFFREY
GENERAL MANAGER

2100 OLSEN ROAD, THOUSAND OAKS, CA 91360 • (805) 526-9323 • CALLEGUAS.COM

BOARD MEMORANDUM

Date: February 18, 2026

To: Board of Directors

From: Dan Smith, Manager of Finance

Subject: Item 6.D – Receive and Affirm the Quarterly Capital Projects Report for the District’s Activities through December 31, 2025

Objective: Accomplish the mission in a cost effective manner and ensure infrastructure reliability by reporting to the Board the status of the current capital projects in progress at the District.

Recommended Action: Receive and affirm the Quarterly Capital Project Report for the District’s activities through December 31, 2025.

Budget Impact: None. All amounts were paid in accordance with the project budget.

Discussion: Quarterly, staff reports to the Board the status of all capital projects in process at the District. The capital projects can be in various phases of the project development process. Each phase is approved by the Board separately with a budget request for that phase. The current report provides the capital project activity through December 2025.

Attachment:
Capital Projects Report - December 2025

Calleguas MWD Capital Project Schedule and Expenditures - 2025-4th Qtr

Proj#	Projects	Priority Ranking	Approved Budget	Prior Balance	2025 Oct	2025 Nov	2025 Dec	Project Total	Remaining Budget	% Budget Spent	Current Phase	Estimated Phase Completion
	<i>Improvements to Existing Facilities</i>											
582	Oxnard -SR Fdr & Santa Rosa Hydro Improvements	Medium	720,000	488,729	0	0	0	488,729	231,271	67.9%	Design	Jun-2026
603	Crew Building Improvements	High	20,954,000	2,070,889	7,023	1,523	1,501	2,080,936	18,873,064	9.9%	Construction	Dec-2027
613	Wellfield No. 2 Solar System	High	4,715,000	15,000	0	88,628	1,222	104,850	4,610,150	2.2%	Design	Jun-2026
620	Network Center Relo & Admin Storage Improvements	High	5,040,000	784,115	346,121	54,350	388,923	1,573,509	3,466,491	31.2%	Construction	Feb-2026
621	LBWFP Buildings Roof Replacements	High	740,000	47,265	2,015	2,242	8,410	59,932	680,068	8.1%	Construction	Jun-2026
622	Crew Building Expansion - Civil & Electrical Work	High	286,000	171,968	21,097	27,575	2,070	222,710	63,290	77.9%	Design	Apr-2026
631	Lake Bard Water Filtration Plant Secondary Access Road	High	80,000	11,311	29,832	2,263	1,723	45,129	34,871	56.4%	Preliminary Design	Mar-2026
632	OSR2 Improvements	Medium	140,000	20,391	11,881	11,039	7,800	51,111	88,889	36.5%	Design	May-2026
	Improvements to Existing Facilities Total		32,675,000	3,609,668	417,969	187,620	411,649	4,626,906				
	<i>Rehabilitation, Replacement & Relocation</i>											
590	TOD Pump Station Rehabilitation	High	8,430,000	8,236,854	4,663	1,550	1,220	8,244,287	185,713	97.8%	Post Construction	
591	Lake Sherwood Pump Station Rehabilitation	High	6,100,000	5,876,799	9,679	4,053	2,371	5,892,902	207,098	96.6%	Construction	Apr-2026
592	Lindero Pump Station Rehabilitation	High	28,310,000	1,891,148	50,492	28,591	50,101	2,020,332	26,289,668	7.1%	Construction	Apr-2028
598	Broken Back Rehab, Phase 4	High	581,000	563,529	0	0	0	563,529	17,471	97.0%	Preliminary Design	May-2026
614	CCSB Strengthening for Metrolink Improvements	High	2,160,000	201,311	9,437	7,612	12,198	230,558	1,929,442	10.7%	Construction	Apr-2026
	Rehabilitation, Replacement & Relocation Total		45,581,000	16,769,641	74,271	41,806	65,890	16,951,608				

Calleguas MWD Capital Project Schedule and Expenditures - 2025-4th Qtr

Proj#	Projects	Priority Ranking	Approved Budget	Prior Balance	2025 Oct	2025 Nov	2025 Dec	Project Total	Remaining Budget	% Budget Spent	Current Phase	Estimated Phase Completion
	<i>Outage Water Supply Reliability</i>											
450	LVMWD-CMWD Interconnection	High	37,252,779	36,076,187	72,091	97,999	40,322	36,286,599	966,180	97.4%	Post Construction	
480	Conejo Pump Station Rehabilitation	High	1,740,000	1,623,005	2,323	428	5,483	1,631,239	108,761	93.7%	Preliminary Design	Jun-2026
562	Calleguas-Ventura Interconnection	High	4,420,000	2,168,609	33,819	31,609	99,645	2,333,682	2,086,318	52.8%	Design	Mar-2026
569	Smith Rd. Tank	High	5,761,000	1,502,991	15,205	33,644	12,399	1,564,239	4,196,761	27.2%	Design	Nov-2026
585	Crestview Well #8	High	2,100,000	890,294	0	0	0	890,294	1,209,706	42.4%	Design	Apr-2026
587	Lake Bard Pump Station	High	1,644,000	1,419,361	23,384	25,520	35,496	1,503,761	140,239	91.5%	Design	Apr-2026
589	Fairview Well Rehabilitation	High	1,167,000	765,960	17,149	2,996	1,260	787,365	379,635	67.5%	Design	Jun-2026
	Outage Water Supply Reliability Total		54,084,779	44,446,407	163,971	192,196	194,605	44,997,179				
	<i>Salinity Management Pipeline</i>											
536	SMP Phase 3	Low	4,241,000	1,046,521	72,680	44,459	58,580	1,222,240	3,018,760	28.8%	Design	Dec-2026
607	Somis Housing SMP Discharge Station	Medium	130,000	113,602	4,307	4,574	2,060	124,543	5,457	95.8%	Design	Mar-2026
625	Marz Farms SMP Discharge Station	Medium	166,000	35,112	4,114	4,258	39	43,523	122,477	26.2%	Design	Jun-2026
	Salinity Management Pipeline Total		4,537,000	1,195,235	81,101	53,291	60,679	1,390,306				

Calleguas MWD Capital Project Schedule and Expenditures - 2025-4th Qtr

Proj#	Projects	Priority Ranking	Approved Budget	Prior Balance	2025 Oct	2025 Nov	2025 Dec	Project Total	Remaining Budget	% Budget Spent	Current Phase	Estimated Phase Completion
	<i>Unplanned System Repairs</i>											
628	Unplanned System Repair 2025-26		1,150,920	0	0	0	0	0	1,150,920	0.0%	Unplanned	
629	Unplanned Pump, Hydro & Well Repairs 25-26		300,000	0	0	0	0	0	300,000	0.0%	Unplanned	
635	Raise to Grade SMP Facilities - Hueneme Rd		219,080	2,678	13,904	123,018	400	140,000	79,080	63.9%	Complete	
637	Spring Rd. Turnout Investigation & Repair		130,000	17,939	86,211	475	0	104,625	25,375	80.5%	Complete	
	Unplanned System Repairs Total		1,800,000	20,617	100,115	123,493	400	244,625				
	GRAND TOTAL		138,677,779	66,041,568	837,427	598,406	733,223	68,210,624	70,467,155	49.2%		



RAUL AVILA, PRESIDENT
DIVISION 1

REDDY PAKALA, SECRETARY
DIVISION 3

SCOTT H. QUADY, DIRECTOR
DIVISION 2

07A MEMO ACTION ITEMS

THIBAUT ROBERT, VICE PRESIDENT
DIVISION 4

JACQUELYN McMILLAN, TREASURER
DIVISION 5

KRISTINE McCaffrey
GENERAL MANAGER

2100 OLSEN ROAD, THOUSAND OAKS, CA 91360 • (805) 526-9323 • CALLEGUAS.COM

Date: February 18, 2026

To: Board of Directors

From: Kristine McCaffrey, General Manager

Subject: Item 7.A - Discussion Regarding Resolution No. 2121, A Resolution of the Board of Directors of Calleguas Municipal Water District Nominating its ACWA JPIA Board Member to the California Water Insurance Fund Board

Objective: Provide regional and statewide leadership by nominating a Calleguas Director for the Association of California Water Agencies Joint Powers Insurance Authority California Water Insurance Fund.

Recommended Action: Adopt Resolution No. 2121, A Resolution of the Board of Directors of Calleguas Municipal Water District Nominating its ACWA JPIA Board Member to the California Water Insurance Fund Board.

Budget Impact: None.

Discussion:

Approximately seven years ago, the Association of California Water Agencies (ACWA) Joint Powers Insurance Authority (JPIA) established a captive insurance company called the California Water Insurance Fund (CWIF). The CWIF is a wholly-owned private insurance company organized in Utah and was formed to save members money through discounted excess and reinsurance costs, higher investment earnings, and a wider variety of risk financing options. CWIF is owned by ACWA JPIA, has its own Board of Directors, and is managed by ACWA JPIA staff.

There are two positions to be filled on the CWIF Board of Directors. An election will be held during the ACWA JPIA Board of Directors' meeting at the spring conference in Sacramento. These two positions will be filled for two years each.

Director Quady has done an excellent job representing District interests on the ACWA JPIA Board of Directors for the past 14 years and previously served on the CWIF Board of Directors from 2019-2024. Candidates must be nominated via resolution by their own agency and need to receive concurring resolutions from three other ACWA JPIA members.

Attachments:

- A Resolution of the Board of Directors of Calleguas Municipal Water District Nominating its ACWA JPIA Board Member to the California Water Insurance Fund Board
- Candidate Statement

RESOLUTION NO. 2121

A RESOLUTION OF THE BOARD OF DIRECTORS
OF CALLEGUAS MUNICIPAL WATER DISTRICT
NOMINATING ITS ACWA JPIA BOARD MEMBER TO THE
CALIFORNIA WATER INSURANCE FUND BOARD
AN ACWA JPIA CAPTIVE INSURANCE COMPANY

WHEREAS, the Calleguas Municipal Water District is a member district of the ACWA JPIA that participates in the JPIA's Liability, Property, and Workers' Compensation Programs; and

WHEREAS, the Nominating Procedures for the California Water Insurance Fund Board provide that, in order for a nomination to be made to the California Water Insurance Fund Board, the member district must place into nomination its member of the ACWA JPIA Board of Directors for such open position;

NOW, THEREFORE, BE IT RESOLVED by the Board of Directors of Calleguas Municipal Water District that its member of the ACWA JPIA Board of Directors, Scott H. Quady, be nominated as a candidate for the California Water Insurance Fund Board for the election to be held on May 4, 2026.

BE IT FURTHER RESOLVED that the ACWA JPIA staff is hereby requested, upon receipt of the formal concurrence of three other member districts, to affect such nomination.

BE IT FURTHER RESOLVED that the Clerk of Board is hereby directed to transmit a certified copy of this resolution to ACWA JPIA at P.O. Box 619082, Roseville, CA 95661-9082, forthwith.

ADOPTED, SIGNED AND APPROVED this eighteenth day of February 2026.

Raul Avila, President
Board of Directors

I HEREBY CERTIFY that the foregoing Resolution was adopted at a meeting of the Board of Directors of Calleguas Municipal Water District held on February 18, 2026.

ATTEST:

Reddy Pakala, Secretary
Board of Directors

RES NO. 2121



PROFILE

Master of Science Degree,
Environmental Science (LMU)

Bachelor of Science Degree,
Biochemistry (Cal Poly, SLO)

Engineer-In-Training (EIT),
California Department of
Consumer Affairs

Water Treatment Operator (2),
State Water Resources Control
Board Division of Drinking Water

Environmental Compliance
Inspector and Laboratory Analyst
(4), California Water Environment
Association


Member: American Water Works
Association

CONTACT

PHONE:
805-579-7111

WEBSITE:
www.calleguas.com

EMAIL:
squady@calleguas.com



2100 Olsen Road, Thousand Oaks, CA 91360

SCOTT QUADY

Candidate Statement of Qualifications: ACWA-JPIA California Water Insurance Fund, Captive

Seventeen years as a water district board member

Forty-year career as a water industry professional: private, municipal, and non-profit organizations

Retired Environmental Resource Analyst

ACWA-JPIA

Voting Board Member since 2012

- Workers' Compensation Committee since 2018
- CWIF (California Water Insurance Fund, Captive) Board 2019-2024: 2019 (3 yrs), re-elected 2022 (2 yrs)

ACWA

- Region 8, Vice-Chair 2026-27
- Energy Committee
- Water Quality Committee
- Prior/continuing interests: Water Quality and Water Management Committees

CALLEGUAS BOARD HISTORY

- First elected, 2008
- Board President, 2013-16, 2023-24
- Treasurer, 2017-22

CALLEGUAS COMMITTEES AND OTHER ORGANIZATIONS (HISTORICAL/CURRENT)

- Chair, Operations & Organization Committee
- Member, Finance Committee
- Member, Water Supply, Storage, and Partnership Development Committee
- Alternate member, Engineering & Construction Committee
- Alternate member, Public Engagement, Communication and Legislative Affairs Committee
- Chair, Finance Committee, 2017-2022
- Chair, Water Quality Committee, 2012
- Alternate, Ventura County Regional Energy Alliance Board of Directors (Director, 2016- 2024)

Serves as an advocate and co-benefactor for **Emmett R. Quady Foundation - Cal Poly Scholars**, a program under the Cal Poly Foundation/Bailey School of Science & Mathematics, California Polytechnic State University, San Luis Obispo.



RAUL AVILA, PRESIDENT
DIVISION 1

REDDY PAKALA, SECRETARY
DIVISION 3

SCOTT H. QUADY, DIRECTOR
DIVISION 2

07B MEMO ACTION ITEMS

THIBAUT ROBERT, VICE PRESIDENT
DIVISION 4

JACQUELYN McMILLAN, TREASURER
DIVISION 5

KRISTINE McCaffrey
GENERAL MANAGER

2100 OLSEN ROAD, THOUSAND OAKS, CA 91360 • (805) 526-9323 • CALLEGUAS.COM

BOARD MEMORANDUM

Date: February 18, 2026

To: Board of Directors

From: Charlotte Holifield, Manager of External Affairs

Subject: Item 7.B – Discussion Regarding Resolution No. 2122, A Resolution of the Board of Directors of Calleguas Municipal Water District Honoring Congresswoman Julia Brownley for Leadership and Support of Regional Water Reliability

Objective: Recognize and formally express appreciation for Congresswoman Julia Brownley's leadership, partnership with the District, and advocacy in securing federal funding that advances regional water reliability.

Recommended Action: Approve Resolution No. 2122, A Resolution of the Board of Directors of Calleguas Municipal Water District Honoring Congresswoman Julia Brownley's Leadership, Partnership with the District, and Advocacy in Securing Federal Funding that Advances Regional Water Reliability.

Budget Impact: Offsets \$1.092 million from the anticipated approximate \$12 million cost for the Lake Bard Pump Station portion of the Lake Bard Pump Station, LBWFP Flowmeter, and Lake Bard Outlet Tower Improvements (Project No. 587).

Discussion: Congresswoman Julia Brownley has demonstrated strong leadership and continued commitment to infrastructure investment and water reliability for Ventura County and the broader region. In 2024, the Congresswoman included the Lake Bard Pump Station in her Community Project Funding request. Through two years of federal funding uncertainty and

deferrals, the Congresswoman persisted, retaining the project in her request and championing its need until, with the passage of H.R. 6938 last month, the \$1.092 million was secured.

The Lake Bard Pump Station would significantly enhance the effectiveness of Calleguas's existing outage water supply. Currently, hydraulic constraints limit Calleguas's ability to fully treat all of the 10,500 acre-feet stored in Lake Bard. Only approximately 7,500 acre-feet can be treated; the remaining water can only be disinfected, which would require issuance of a boil water notice if delivered to customers. The Lake Bard Pump Station would remove these constraints, allowing nearly all water stored in Lake Bard to be fully treated and safely delivered. This improvement would increase available outage potable water supplies by nearly 30 percent, strengthening regional resilience and ensuring greater reliability.

The Lake Bard Pump Station supports the delivery of reliable water supplies to Calleguas's 19 purveyors and the communities they serve. Federal participation in this project reflects the importance of sustained partnerships between local water providers and elected officials in addressing long-term water reliability challenges.

This resolution is intended to formally acknowledge Congresswoman Brownley's advocacy and leadership and to convey Calleguas's sincere appreciation for her efforts to support critical water infrastructure investments that benefit the region.

Attachment:

Resolution No. 2122, A Resolution of the Board of Directors of Calleguas Municipal Water District Honoring Congresswoman Julia Brownley for Leadership and Support of Regional Water Reliability

RESOLUTION NO. 2122

A RESOLUTION OF THE BOARD OF DIRECTORS OF
CALLEGUAS MUNICIPAL WATER DISTRICT
HONORING CONGRESSWOMAN JULIA BROWNLEY'S LEADERSHIP,
PARTNERSHIP WITH THE DISTRICT, AND ADVOCACY IN SECURING FEDERAL
FUNDING THAT ADVANCES REGIONAL WATER RELIABILITY

WHEREAS, Calleguas Municipal Water District provides wholesale water supplies to 19 purveyors, a service area that support approximately 650,000 residents — three quarters of Ventura County's population — and the associated agriculture, manufacturing, small businesses, restaurants, and essential services; and

WHEREAS, Calleguas imports water from the Metropolitan Water District of Southern California through a single tunnel connection located in the seismically active Santa Susana Mountains, representing a known vulnerability in the regional water supply system; and

WHEREAS, Lake Bard and the Lake Bard Water Filtration Plant (LBWFP) provide a critical outage water supply that can be used to serve the Calleguas service area in the event of imported water supply interruption caused by earthquake, infrastructure failure, or other causes; and

WHEREAS, currently, hydraulic constraints limit Calleguas's ability to fully treat the entire 10,500 acre-feet stored in Lake Bard; and

WHEREAS, the Lake Bard Pump Station would remove these constraints, allowing nearly all water stored in Lake Bard to be fully treated and safely delivered, increasing available outage potable water supplies by nearly 30 percent, strengthening regional resilience and ensuring greater reliability; and

WHEREAS, Congresswoman Julia Brownley demonstrated strong leadership and a continued commitment to infrastructure investment, water reliability for Ventura County and the broader region, and public safety by championing the project through two years of federal funding uncertainty and deferrals, culminating in the passage of H.R. 6938, which provides \$1.092 million in federal funding for the Lake Bard Pump Station portion of the Lake Bard Pump Station, LBWFP Flowmeter, and Lake Bard Outlet Tower Improvements (Project No. 587); and

WHEREAS, this federal investment reflects the importance of partnerships between local water providers and elected officials in advancing critical infrastructure projects that protect public health and ensure reliable water supplies for the region;

Now, therefore, be it **RESOLVED**, that the Board of Directors of Calleguas Municipal Water District hereby expresses its sincere appreciation and gratitude to Congresswoman Julia Brownley for her leadership and partnership with the District, and advocacy in securing federal funding for the Lake Bard Pump Station that advances regional water reliability.

ADOPTED, SIGNED, AND APPROVED this eighteenth day of February 2026.

Raul Avila, President
Board of Directors

I HEREBY CERTIFY that the foregoing Resolution was adopted at a meeting of the Board of Directors of Calleguas Municipal Water District held on February 18, 2026.

ATTEST:

Reddy Pakala, Secretary
Board of Directors

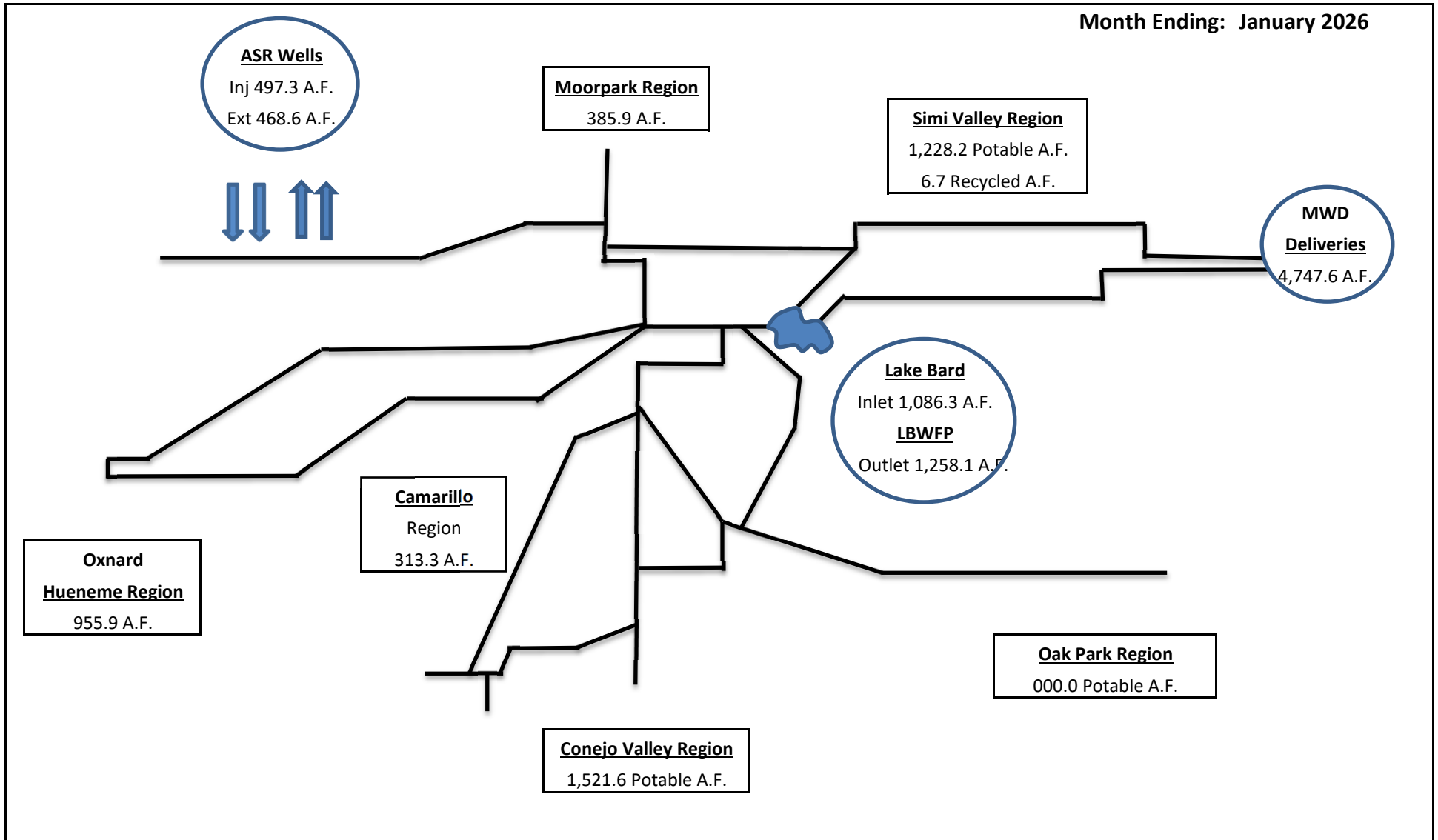
(SEAL)

RES NO. 2122

**Calleguas Municipal Water District
Water Use and Sales
System Usage by Region**

08A1-1 REPORTS

Month Ending: January 2026



Current Fiscal Year to Date:

43,921.9	A.F. Potable
72.3	A.F. Recycled
539.1	A.F. SMP Brine
-	A.F. SMP Non-Brine

As of Fiscal Year 01/31/25

48,397.3	A.F. Potable
57.6	A.F. Recycled
403.3	A.F. SMP Brine
-	A.F. SMP Non-Brine

As of Fiscal Year 01/31/24

42,176.4	A.F. Potable
44.0	A.F. Recycled
469.0	A.F. SMP Brine
-	A.F. SMP Non-Brine

**Calleguas Municipal Water District
Revenues from Water Sales
For the Month of January 2026**

Organization	Water Use Acre Feet	Water Sales	RTS, CRC, Penalties & Pumping Charges	Billing Amount
--------------	------------------------	-------------	--	----------------

Potable Water

Berylwood Heights Mutual Water Co.	-	\$ -	\$ 150.00	\$ 150.00
Brandeis Mutual Water Co.	1.6	3,255.19	1,148.00	4,403.19
Butler Ranch	-	-	150.00	150.00
California American Water Co	833.3	1,714,996.41	240,235.00	1,955,231.41
Camarillo, City of	158.0	325,094.08	65,272.00	390,366.08
Camrosa Water District	152.7	314,321.99	86,925.00	401,246.99
Crestview Mutual Water Co.	-	-	1,707.00	1,707.00
Ventura Co WWD #38	58.4	120,102.02	22,059.63	142,161.65
Solano Verde Mutual Water	7.9	16,209.82	5,449.00	21,658.82
Oak Park Water Service	112.4	231,399.56	64,451.02	295,850.58
Oxnard, City of	955.9	1,967,265.63	156,875.00	2,124,140.63
Pleasant Valley Mutual Water Co.	2.6	5,272.56	9,380.00	14,652.56
California Water Service Co.	326.4	671,779.20	169,803.36	841,582.56
Simi Valley, City of	955.8	1,966,949.09	327,289.95	2,294,239.04
Golden State Water	270.8	557,247.44	87,378.00	644,625.44
Thousand Oaks, City of	548.1	1,128,077.87	162,964.00	1,291,041.87
Ventura Co WWD #1	382.8	787,715.99	154,692.78	942,408.77
Ventura Co WWD #19	3.1	6,411.17	3,278.00	9,689.17
Potable Total	4,769.8	\$ 9,816,098.02	\$ 1,559,207.74	\$ 11,375,305.76

Potable 2025	5,754.5
Potable 2024	3,593.5

Organization	Water Use Acre Feet	Water Sales	Pumping Charges	Billing Amount
--------------	------------------------	-------------	-----------------	----------------

Recycled Water

Simi Valley, City of (Rec)	6.7	10,983.35	-	10,983.35
Recycled Sales Total	6.7	\$ 10,983.35	\$ -	\$ 10,983.35

Recycled 2025	5.1
Recycled 2024	2.0

**Calleguas Municipal Water District
Revenues from Other Water Sales & SMP
For the Month of January 2026**

Organization	Water Use Acre Feet	Water Sales	RTS, CRC, Penalties & Pumping Charges	Billing Amount
--------------	------------------------	-------------	--	----------------

Construction/Other Water Sales

MMC		\$	\$	\$
		\$	\$	\$
		\$ -	\$ -	\$ -
		\$ -	\$ -	\$ -
Construction/Other Water Sales Total	-	\$ -	\$ -	\$ -

Organization	Discharge Acre Feet	Water Sales	Const Replacement, Maint Fee & Penalties	Billing Amount
--------------	------------------------	-------------	---	----------------

SMP Brine Discharge

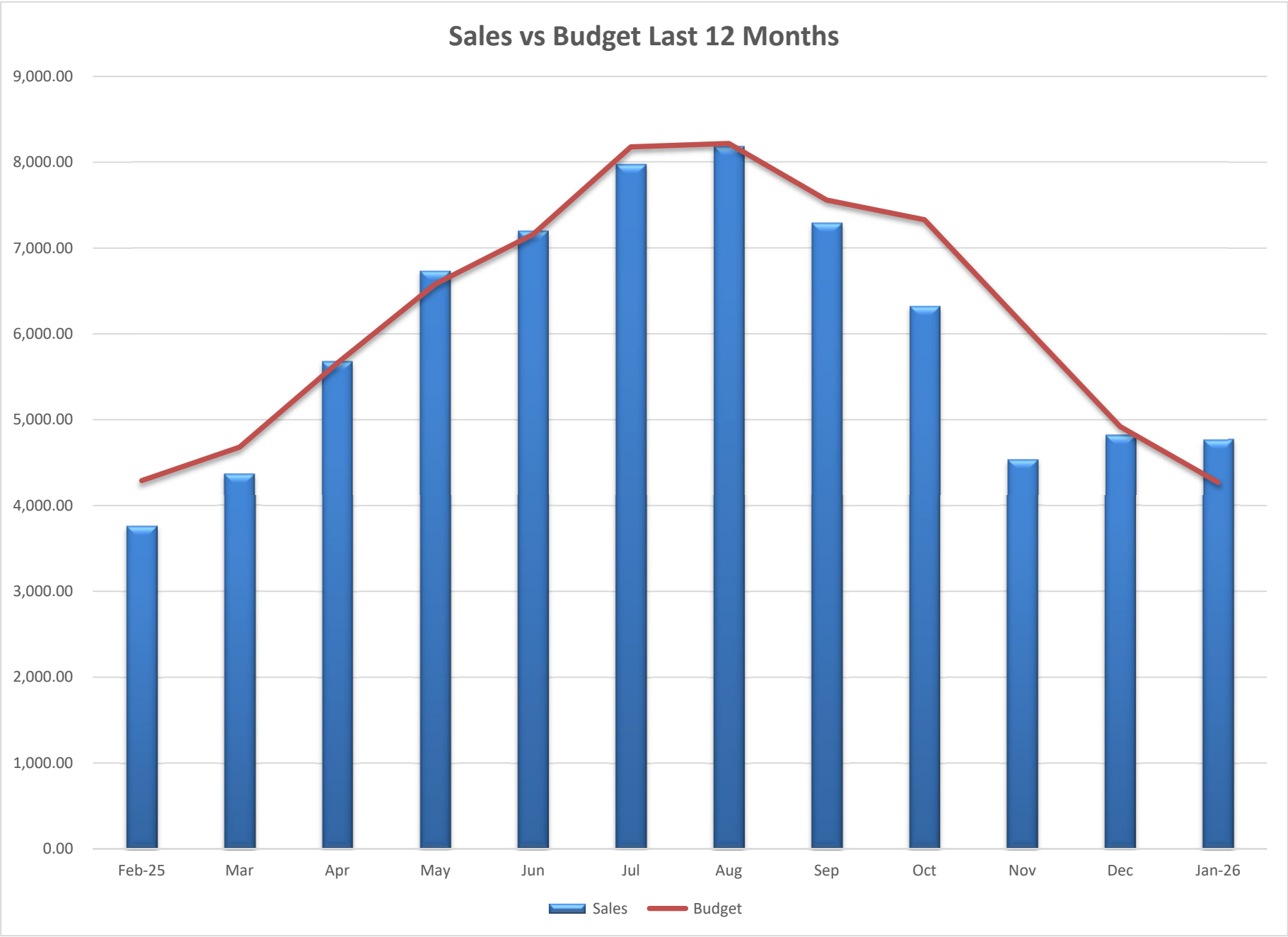
Camrosa	9.9	\$ 8,045.51	\$ 3,239.00	\$ 11,284.51
Oxnard		\$ -	\$ -	\$ -
Camarillo	56.3	\$ 45,786.45	\$ 2,454.44	\$ 48,240.89
		\$ -	\$ -	\$ -
		\$ -	\$ -	\$ -
		\$ -	\$ -	\$ -
Total SMP Discharge	66.2	\$ 53,831.96	\$ 5,693.44	\$ 59,525.40

SMP Brine 2025

SMP Non-Brine Discharge

Camrosa		\$ -	\$ -	\$ -
Oxnard		\$ -	\$ -	\$ -
Camarillo		\$ -	\$ -	\$ -
		\$ -	\$ -	\$ -
		\$ -	\$ -	\$ -
		\$ -	\$ -	\$ -
Total SMP Discharge	-	\$ -	\$ -	\$ -

SMP Non-Brine 2025



Calleguas Municipal Water District
MWD Invoice Reconciliation
For the Month of January 2026

Source-MWD

Metropolitan Delivery		4,747.6	\$ 7,254,332.80
-----------------------	--	---------	-----------------

Sales

Purveyor Sales		4,769.8	\$ 7,288,254.40
Construction Sales		-	-
		-	-
Total Sales Potable Water		4,769.8	\$ 7,288,254.40

Storage/Transfers

Water Reservoirs		-	-
Lake Bard Input (Storage)		1,086.3	1,659,866.40
Lake Bard Water Filter Plant Output (Use)		(1,258.1)	(1,922,376.80)
ASR Wells Input (Storage)		497.3	759,874.40
ASR Wells Output (Use)		(468.6)	(716,020.80)
ASR Cyclic Storage @ \$ 1264 A.F.			-
Transfer from Las Virgenes MWD		-	-
Transfer to Las Virgenes MWD		(1.9)	(2,903.20)
Total Storage Activity		(145.0)	(221,560.0)

Total Water Sales & Use	4,624.8	7,066,694.40
Reconciliation Adjustment	122.8	187,638.40
Water Sales per MWD	4,747.6	7,254,332.80

CRC
RTS
LRP
Conservation Program Costs
Turf Replacement
MAAP Funding
RTS Adjustment for FY 2024/25

201,912.50
849,706.22
-
538.29
-
-

Total MWD Invoice for January 2026 8,306,489.81

**Calleguas Municipal Water District
Record Of Hydro-Power Generation
Revenue Summary
Fiscal Year 2025-26**

December 1, 2025 to December 31, 2025

Hours Possible Generating:	3,720
Hours On Line - Generating:	380
Hours Off Line - Flow Conditions:	3,292
Hours Off Line - Maintenance:	48
Hours Off Line - Power Loss:	0

Monthly Revenue - FY 2025-26

July - 2025	\$ 108,137.78
August	105,407.11
September	100,639.16
October	56,495.43
November	24,540.03
December	12,348.65
January - 2026	
February	
March	
April	
May	
June	
2025-26 Totals	\$ 407,568.16

FY 2025-26 Budget 600,000.00

Monthly Revenue - FY 2024-25

July - 2024	\$ 88,483.41
August	101,178.63
September	102,449.06
October	55,718.05
November	32,976.98
December	16,227.58
January - 2025	
February	
March	
April	
May	
June	
2024-25 Totals	\$ 397,033.71

ANNUAL REVENUE

2024-25 FY Total	620,391.36
2023-24 FY Total	536,769.42
2022-23 FY Total	169,954.19

**Calleguas Municipal Water District
Record Of Hydro-Power Generation
Conejo Pump Station
Fiscal Year 2025-26**

December 1, 2025 to December 31, 2025

Hours Possible Generating:	744
Hours On Line - Generating:	0
Hours Off Line - Flow Conditions:	744
Hours Off Line - Maintenance:	0
Hours Off Line - Power Loss:	0

Monthly Revenue - FY 2025-26		Estimated Monthly Cost Savings - FY 2025-26		Monthly Revenue - FY 2024-25	
July - 2025	\$ 79.31	July - 2025	\$ 909.00	July - 2024	\$ 143.69
August	355.14	August	1,799.00	August	0.00
September	531.70	September	1,348.00	September	856.18
October	0.00	October	0.00	October	39.55
November	194.35	November	1,846.00	November	37.33
December	0.00	December		December	
January - 2026		January - 2026		January - 2025	
February		February		February	
March		March		March	
April		April		April	
May		May		May	
June		June		June	
2025-26 Totals	\$ 1,160.50	2025-26 Total	\$ 5,902.00	2024-25 Totals	\$ 1,076.75

ESTIMATED COST SAVINGS		ANNUAL REVENUE	
2024-25 FY Total	\$ 12,393.00	2024-25 FY Total	\$ 3,010.74
2023-24 FY Total	\$ 22,805.00	2023-24 FY Total	\$ 11,203.56
2022-23 FY Total	\$ 1,148.00	2022-23 FY Total	\$ 892.36

**Calleguas Municipal Water District
Record Of Hydro-Power Generation
East Portal
Fiscal Year 2025-26**

December 1, 2025 to December 31, 2025

Hours Possible Generating:	744
Hours On Line - Generating:	69
Hours Off Line - Flow Conditions:	627
Hours Off Line - Maintenance:	48
Hours Off Line - Power Loss:	0

Monthly Revenue - FY 2025-26

July - 2025	\$ 92,822.78
August	90,170.98
September	82,850.17
October	43,787.44
November	16,457.50
December	7,231.39
January - 2026	
February	
March	
April	
May	
June	
2025-26 Totals	\$ 333,320.26

Monthly Revenue - FY 2024-25

July - 2024	\$ 79,041.52
August	91,258.11
September	86,348.07
October	47,142.10
November	25,678.01
December	8,965.93
January - 2025	
February	
March	
April	
May	
June	
2024-25 Totals	\$ 338,433.74

ANNUAL REVENUE

2024-25 FY Total	\$ 512,183.29
2023-24 FY Total	\$ 443,619.23
2022-23 FY Total	\$ 129,365.25

**Calleguas Municipal Water District
Record Of Hydro-Power Generation
Santa Rosa
Fiscal Year 2025-26**

December 1, 2025 to December 31, 2025

Hours Possible Generating:	744
Hours On Line - Generating:	16
Hours Off Line - Flow Conditions:	728
Hours Off Line - Maintenance:	0
Hours Off Line - Power Loss:	0

Monthly Revenue - FY 2025-26

July - 2025	\$ 628.19
August	2,432.13
September	2,272.68
October	1,417.23
November	0.00
December	188.72
January - 2026	
February	
March	
April	
May	
June	
2025-26 Totals \$	6,938.95

Monthly Revenue - FY 2024-25

July - 2024	\$ 434.86
August	455.17
September	2,027.72
October	0.00
November	945.53
December	763.89
January - 2025	
February	
March	
April	
May	
June	
2024-25 Totals \$	4,627.17

ANNUAL REVENUE

2024-25 FY Total	\$ 7,763.93
2023-24 FY Total	\$ 11,157.63
2022-23 FY Total	\$ 2,348.70

**Calleguas Municipal Water District
Record Of Hydro-Power Generation
Springville
Fiscal Year 2025-26**

December 1, 2025 to December 31, 2025

Hours Possible Generating:	744
Hours On Line - Generating:	78
Hours Off Line - Flow Conditions:	666
Hours Off Line - Maintenance:	0
Hours Off Line - Power Loss:	0

Monthly Revenue - FY 2025-26		Revenues	Fees	Monthly Revenue - FY 2024-25	
July - 2025	\$ 7,627.44	\$ 7,878.08	\$ (250.64)	July - 2024	\$ (273.60)
August	8,161.88	8,252.26	(90.38)	August	0.00
September	9,422.00	9,457.00	(35.00)	September	7,535.17
October	5,490.90	5,583.38	(92.48)	October	4,717.59
November	591.81	768.11	(176.30)	November	4,295.95
December	2,341.67	2,596.56	(254.89)	December	2,641.05
January - 2026				January - 2025	
February				February	
March				March	
April				April	
May				May	
June				June	
2025-26 Totals	\$ 33,635.70	\$ 34,535.39	\$ (899.69)	2024-25 Totals	\$ 18,916.16

ANNUAL REVENUE

2024-25 FY Total	\$ 43,067.06
2023-24 FY Total	\$ (7,589.37)
2022-23 FY Total	\$ 9,545.98

**Calleguas Municipal Water District
Record Of Hydro-Power Generation
Grandsen Pump Station
Fiscal Year 2025-26**

December 1, 2025 to December 31, 2025

Hours Possible Generating:	744
Hours On Line - Generating:	217
Hours Off Line - Flow Conditions:	527
Hours Off Line - Maintenance:	0
Hours Off Line - Power Loss:	0

Monthly Revenue - FY 2025-26

July - 2025	\$	6,980.06
August		4,286.98
September		5,562.61
October		5,799.86
November		7,296.37
December		2,586.87
January - 2026		
February		
March		
April		
May		
June		
2025-26 Total	\$	32,512.75

Monthly Revenue - FY 2024-25

July - 2025	\$	9,136.94
August		9,465.35
September		5,681.92
October		3,818.81
November		2,020.16
December		3,856.71
January - 2026		
February		
March		
April		
May		
June		
2024-25 Totals	\$	33,979.89

ANNUAL REVENUE

2024-25 FY Total	\$	54,366.34
2023-24 FY Total	\$	78,378.37
2022-23 FY Total	\$	27,801.90

Calleguas Municipal Water District

Cash & Investment Summary

January 31, 2026

Account	Balance	Interest Rate
<u>Pooled Investment Accounts</u>		
LAIF	\$ 10,107,352.28	3.93%
Ventura County Pool	66.29	4.13%
Total Pooled Investments	\$ 10,107,418.57	
<u>Other Investments</u>		
Chandler Asset Management (US Bank)	\$ 172,595,875.39	3.75%
<u>Restricted Investments</u>		
US Bank - 2008 Series A	22,879.59	
US Bank - 2021 Payment Fund	554.74	
US Bank - 2016 Series A Payment Acct	0.79	
US Bank - 2024 Series A Payment Acct	2,179.14	
Total Restricted Investments	\$ 25,614.26	
Total - All Investments	\$ 182,728,908.22	
Cash Balance	8,219,534.63	
Total Cash and Investments	\$ 190,948,442.85	

Pooled Investment Summary

<u>Ventura County Pool</u>		
Balance as of December 31, 2025	\$	4,071.20
Current Month Activity:		
Interest Paid		66.29
Transfer to General Fund Checking		(4,071.20)
Balance on Hand as of January 31, 2026	<u>\$</u>	<u>66.29</u>
<u>Local Agency Investment Fund (LAIF)</u>		
Balance as of December 31, 2025	\$	9,981,567.07
Current Month Activity:		
Interest Paid		125,785.21
Transfer to/from General Fund Checking		-
Balance on Hand as of January 31, 2026	<u>\$</u>	<u>10,107,352.28</u>

All investments are in conformity with the Investment Policy of Calleguas Municipal Water District.
The cash & investments provide sufficient cash flow liquidity to meet all the estimated expenditures for the next six months.

Calleguas Municipal Water District
Investment Listing
1/31/2026

CUSIP	Issuer	Amount	Coupon Rate	Maturity Date	Cost	Book Value	Market Value	Accrued Balance	Market Value and Accrued	S&P Rating	Market YTM	Purchase YTM	Duration	Security Type
05592XAD2	BMW Vehicle Owner	125,299.24	5.47	2/25/2028	125,277.04	125,289.30	126,067.70	114.23	126,181.94	AAA	3.775	5.474	0.350	ABS
09692AD07	BMW Vehicle Owner	1,045,000.00	4.56	9/25/2029	1,044,897.07	1,044,918.68	1,054,688.20	794.20	1,055,482.40	AAA	3.786	4.562	1.131	ABS
161571HT4	Chase Issuance Trust	1,885,000.00	5.16	9/15/2028	1,884,477.48	1,884,726.30	1,900,654.93	4,322.93	1,904,977.86	AAA	3.831	5.226	0.598	ABS
362549AD9	GM Financial	390,000.00	4.28	4/16/2030	389,942.59	389,950.99	392,748.33	695.50	393,443.83	AAA	3.773	4.712	1.287	ABS
36271VAD9	GM Financial	665,000.00	4.66	2/21/2028	664,921.53	664,946.69	670,135.80	946.89	671,082.68	AAA	3.825	4.664	0.875	ABS
362962AD4	GM Financial	745,000.00	4.58	5/22/2028	744,987.63	744,990.45	751,363.79	1,042.59	752,406.38	AAA	3.830	4.839	1.072	ABS
438123AC5	Honda Auto	382,649.44	5.67	6/21/2028	382,582.05	382,614.65	386,724.27	602.67	387,326.95	NA	3.936	5.744	0.567	ABS
43813YAC6	Honda Auto	1,045,000.00	4.57	3/21/2029	1,044,835.83	1,044,887.74	1,052,964.99	1,326.57	1,054,291.56	NA	3.721	4.658	0.843	ABS
43815JAC7	Honda Auto	92,355.20	5.04	4/21/2027	92,338.04	92,350.18	92,538.71	129.30	92,668.00	NA	3.959	5.089	0.176	ABS
448979AD6	Hyundai Auto	108,918.57	4.58	4/15/2027	108,907.94	108,915.39	108,986.32	221.71	109,208.03	AAA	3.999	5.139	0.100	ABS
44934QAD3	Hyundai Auto	470,000.00	4.84	3/15/2029	469,929.08	469,952.39	474,709.40	1,011.02	475,720.42	AAA	3.753	5.447	0.880	ABS
44935CAD3	Hyundai Auto	975,000.00	4.32	10/15/2029	974,856.19	974,884.13	982,542.60	1,872.00	984,414.60	AAA	3.804	4.844	1.388	ABS
44935DAD1	Hyundai Auto Lease	510,000.00	4.53	4/17/2028	509,953.95	509,965.73	514,500.24	1,026.80	515,527.04	AAA	3.844	4.533	1.205	ABS
47800BAC2	John Deere Owner	244,424.93	5.09	6/15/2027	244,405.96	244,419.46	244,921.11	552.94	245,474.06	NA	4.262	5.147	0.218	ABS
47800DAD6	John Deere Owner	770,000.00	4.23	9/17/2029	769,951.57	769,961.16	775,271.42	1,447.60	776,719.02	NA	3.900	5.086	1.856	ABS
58768PAC8	Mercedes-Benz Auto	267,156.67	5.21	8/16/2027	267,103.83	267,139.78	267,829.38	618.62	268,447.99	AAA	3.757	5.275	0.167	ABS
58768YAD7	Mercedes-Benz Auto	815,000.00	4.61	4/16/2029	814,900.65	814,918.49	825,454.82	1,669.84	827,124.66	AAA	3.906	4.660	1.704	ABS
89239NAD7	Toyota Lease Owner	1,045,000.00	4.75	2/22/2028	1,044,986.31	1,044,990.58	1,054,490.69	1,516.70	1,056,007.39	AAA	3.689	4.750	0.817	ABS
89240JAD3	Toyota Auto	950,000.00	4.64	8/15/2029	949,961.91	949,970.36	959,527.55	1,959.11	961,486.66	NA	3.841	4.687	1.184	ABS
89240NAD4	Toyota Lease Owner	1,075,000.00	3.96	11/20/2028	1,074,807.58	1,074,830.31	1,077,440.25	1,300.75	1,078,741.00	NA	3.865	3.966	1.766	ABS
92348KDY6	Verizon Master Trust	1,205,000.00	4.51	3/20/2030	1,204,948.19	1,204,956.95	1,214,497.81	1,660.56	1,216,158.37	NA	4.120	4.514	1.085	ABS
92970QAE5	WF Card Issuance	930,000.00	4.29	10/15/2029	929,861.80	929,897.17	937,586.01	1,773.20	939,359.21	AAA	3.825	4.293	1.611	ABS
3130AEB25	Federal Home Loan	4,000,000.00	3.25	6/9/2028	3,858,720.00	3,932,839.23	3,972,216.00	18,777.78	3,990,993.78	AA+	3.559	4.045	2.234	Agency
3130ALHH0	Federal Home Loan	3,500,000.00	0.96	3/5/2026	3,251,500.00	3,494,384.18	3,491,320.00	13,626.67	3,504,946.67	AA+	3.660	2.883	0.091	Agency
3130ATS57	Federal Home Loan	3,600,000.00	4.5	3/10/2028	3,697,488.00	3,641,410.83	3,668,302.80	63,450.00	3,731,752.80	AA+	3.555	3.892	1.964	Agency
3130ATUS4	Federal Home Loan	3,500,000.00	4.25	12/10/2027	3,576,580.00	3,529,224.72	3,541,618.50	21,072.92	3,562,691.42	AA+	3.580	3.751	1.763	Agency
3130AXKQ7	Federal Home Loan	3,000,000.00	4.75	12/8/2028	3,090,990.00	3,053,393.79	3,091,788.00	20,979.17	3,112,767.17	AA+	3.609	4.053	2.637	Agency
3130B1BC0	Federal Home Loan	3,000,000.00	4.625	6/8/2029	3,068,460.00	3,047,223.11	3,090,723.00	20,427.08	3,111,150.08	AA+	3.656	4.099	3.070	Agency
3133ENV72	Farm Credit System	3,100,000.00	4.5	7/27/2026	3,099,845.00	3,099,980.01	3,112,285.30	1,550.00	3,113,835.30	AA+	3.668	4.501	0.478	Agency
3133EP7C3	Farm Credit System	4,200,000.00	4.625	4/1/2026	4,169,928.00	4,197,468.98	4,206,560.40	64,750.00	4,271,310.40	AA+	3.610	5.019	0.163	Agency
3133EPBJ3	Farm Credit System	3,500,000.00	4.375	2/23/2026	3,476,513.00	3,499,526.82	3,500,759.50	67,204.86	3,567,964.36	AA+	3.926	4.618	0.058	Agency
3133EPBM6	Farm Credit System	3,500,000.00	4.125	8/23/2027	3,468,430.00	3,489,052.65	3,531,136.00	63,364.58	3,594,500.58	AA+	3.532	4.348	1.473	Agency
3133EPDU1	Farm Credit System	3,600,000.00	4.375	9/15/2027	3,668,976.00	3,624,993.76	3,644,496.00	59,500.00	3,703,996.00	AA+	3.580	3.903	1.529	Agency
3133EPQC2	Farm Credit System	1,750,000.00	4.625	7/17/2026	1,749,160.00	1,749,871.48	1,756,482.00	3,147.57	1,759,629.57	AA+	3.795	4.642	0.451	Agency
3133EPUN3	Farm Credit System	3,000,000.00	4.5	8/28/2028	3,022,140.00	3,011,397.73	3,060,099.00	57,375.00	3,117,474.00	AA+	3.676	4.319	2.371	Agency
3134GAC47	Federal Home Loan	3,000,000.00	0.8	10/27/2026	2,614,500.00	2,930,615.18	2,938,749.00	6,266.67	2,945,015.67	AA+	3.635	4.237	0.721	Agency
3137BVZ82	Federal Home Loan	3,285,217.58	3.43	1/25/2027	3,236,709.30	3,257,331.58	3,271,147.00	9,390.25	3,280,537.24	AA+	3.705	4.323	0.803	Agency
3137FHPJ6	Federal Home Loan	1,100,000.00	3.926	7/25/2028	1,086,121.10	1,089,043.63	1,101,994.30	3,598.83	1,105,593.13	AA+	3.767	4.313	2.309	Agency
3137FJZ93	Federal Home Loan	1,616,645.00	3.78	10/25/2028	1,586,585.51	1,592,433.18	1,613,334.11	5,092.43	1,618,426.54	AA+	3.791	4.341	2.499	Agency
3137FK4M5	Federal Home Loan	1,750,000.00	4.06	10/25/2028	1,754,169.92	1,753,962.24	1,758,557.50	5,920.83	1,764,478.33	AA+	3.792	3.901	2.510	Agency
3137FMTY8	Federal Home Loan	2,000,000.00	2.903	6/25/2029	1,935,703.13	1,938,388.50	1,938,688.00	4,838.33	1,943,526.33	AA+	3.858	3.868	3.108	Agency
3137FPGJ1	Federal Home Loan	1,000,000.00	2.595	9/25/2029	935,195.31	944,886.52	956,484.00	2,162.50	958,646.50	AA+	3.891	4.293	3.324	Agency
3137FQXJ7	Federal Home Loan	1,000,000.00	2.525	10/25/2026	958,398.44	993,279.32	991,040.00	2,104.17	993,144.17	AA+	3.798	3.611	0.579	Agency
3137FX3Q9	Federal Home Loan	1,650,000.00	1.406	8/25/2030	1,460,250.00	1,473,573.33	1,473,633.15	1,933.25	1,475,566.40	AA+	4.018	4.054	4.266	Agency
CCYUSD	Cash	101,229.53	0	1/31/2026	101,229.53	101,229.53	101,229.53	0.00	101,229.53	AAA	---	---	0.000	Cash
62479MC92	Mitsubishi UFJ	2,000,000.00	0	3/9/2026	1,937,342.22	1,991,520.00	1,992,298.00	0.00	1,992,298.00	A-1	3.569	4.377	0.087	Commercial Paper
02079KAV9	Alphabet Inc.	1,250,000.00	3.875	11/15/2028	1,253,775.00	1,253,491.96	1,255,776.25	11,436.63	1,267,212.88	AA+	3.697	3.765	2.523	Corporate
025816EJ4	American Express	1,250,000.00	4.351	7/20/2029	1,261,325.00	1,260,243.72	1,257,761.25	1,661.84	1,259,423.09	A-	4.194	3.995	2.316	Corporate
06051GGA1	Bank of America	1,700,000.00	3.248	10/21/2027	1,626,373.00	1,660,778.14	1,686,289.50	15,337.78	1,701,627.28	A-	3.734	4.711	1.641	Corporate
06406RCG0	BNY Mellon Corp	1,205,000.00	4.026	1/22/2030	1,205,295.20	1,205,292.51	1,203,902.25	1,212.83	1,205,115.08	A	4.102	4.049	2.772	Corporate
14913UBD1	Caterpillar Inc.	1,625,000.00	3.95	11/14/2028	1,624,138.75	1,624,200.83	1,630,412.88	13,728.99	1,644,141.87	A	3.821	3.969	2.593	Corporate
17275RBQ4	Cisco Systems, Inc.	3,000,000.00	4.8	2/26/2027	2,998,410.00	2,999,432.66	3,032,982.00	62,000.00	3,094,982.00	AA-	3.737	4.819	0.936	Corporate
24422EXB0	Deere & Company	2,000,000.00	4.95	7/14/2028	1,948,660.00	1,973,377.05	2,054,642.00	4,675.00	2,059,317.00	A	3.771	5.574	2.291	Corporate
437076CV2	The Home Depot, Inc.	2,300,000.00	4.95	9/30/2026	2,336,179.00	2,307,784.42	2,316,277.10	38,266.25	2,354,543.35	A	3.848	4.323	0.558	Corporate
438516CJ3	Honeywell International	1,675,000.00	4.95	2/15/2028	1,706,758.00	1,687,621.77	1,710,945.50	38,231.88	1,749,177.38	A	3.843	4.516	1.810	Corporate
46647PDG8	JPMorgan Chase &	2,200,000.00	4.851	7/25/2028	2,095,060.00	2,158,683.23	2,226,956.60	1,778.70	2,228,735.30	A	4.642	6.528	1.417	Corporate
532457CP1	Eli Lilly and Company	1,085,000.00	4.15	8/14/2027	1,084,121.15	1,084,551.35	1,092,523.39	20,887.76	1,113,411.15	A+	3.680	4.179	1.370	Corporate
57629W6F2	Massachusetts Mutual	2,000,000.00	4.5	4/10/2026	1,998,620.00	1,999,914.22	2,002,756.00	27,750.00	2,030,506.00	AA+	3.713	4.525	0.188	Corporate
57636QAW4	Mastercard	2,000,000.00	4.875	3/9/2028	2,029,460.00	2,015,386.75	2,044,338.00	38,458.33	2,082,796.33	A+	3.767	4.456	1.878	Corporate
58933YAX3	Merck & Co., Inc.	1,250,000.00	3.4	3/7/2029	1,231,037.50	1,232,493.77	1,231,858.75	17,000.00	1,248,858.75	A+	3.901	3.886	2.869	Corporate
59217GFT1	Metropolitan Life	1,265,000.00	4.9	1/9/2030	1,262,394.10	1,262,947.82	1,292,176.00	3,787.97	1,295,963.97	AA-	4.300	4.947	3.545	Corporate
6174468G7	Morgan Stanley	2,000,000.00	4.431	1/23/2030	2,007,840.00	2,006,845.04	2,013,114.00	1,969.33	2,015,083.33	A-	4.522	4.305	2.760	Corporate
64952WFK4	New York Life	1,380,000.00	4.6	12/5/2029	1,379,213.40	1,379,395.62	1,403,211.60	9,874.67	1,413,086.27	AA+	4.121	4.613	3.472	Corporate
665859AW4	Northern Trust	820,000.00	4	5/10/2027	818,671.60	819,663.17	822,434.58	7,380.00	829,814.58	A+	3.755	4.034	1.142	Corporate
693475CG8	PNC Financial	1,215,388.80	4.075	1/26/2029	1,215,388.80	1,215,385.60	1,216,711.94	687.66	1,217,399.59	A-	4.091	4.058	1.887	Corporate
69371RT30	PACCAR Inc	1,290,000.00	4.45	8/6/2027	1,288,284.30	1,289,136.67	1,304,571.84	27,905.21	1,332,477.05	A+	3.674	4.498	1.421	Corporate
7														

Calleguas Municipal Water District
Investment Listing
1/31/2026

CUSIP	Issuer	Amount	Coupon Rate	Maturity Date	Cost	Book Value	Market Value	Accrued Balance	Market Value and Accrued	S&P Rating	Market YTM	Purchase YTM	Duration	Security Type
89236TMF9	Toyota Motor	1,700,000.00	5.05	5/16/2029	1,713,821.00	1,709,244.82	1,753,983.50	17,885.42	1,771,868.92	A+	4.008	4.861	2.986	Corporate
91324PCW0	UnitedHealth Group	2,200,000.00	3.45	1/15/2027	2,121,196.00	2,173,906.95	2,194,438.40	3,373.33	2,197,811.73	A+	3.721	4.796	0.927	Corporate
931142FN8	Walmart Inc.	2,300,000.00	4.35	4/28/2030	2,322,448.00	2,318,980.02	2,337,016.20	25,846.25	2,362,862.45	AA	3.933	4.129	3.734	Corporate
94988J6F9	Wells Fargo &	1,225,000.00	5.254	12/11/2026	1,243,595.50	1,238,691.73	1,239,058.10	8,939.10	1,247,997.20	A+	3.876	3.761	0.748	Corporate
94975P405	Allspring Group	720,117.20	3.58	1/31/2026	720,117.20	720,117.20	720,117.20	0.00	720,117.20	AAA	3.560	3.560	0.000	Money Market Fund
4581X0EK0	Inter-American	3,410,000.00	4.5	5/15/2026	3,407,374.30	3,409,740.95	3,417,280.35	32,395.00	3,449,675.35	AAA	3.710	4.531	0.283	Supranational
459058LR2	International Bank for	980,000.00	4.125	3/20/2030	976,501.40	977,110.69	993,822.90	14,710.21	1,008,533.11	AAA	3.752	4.205	3.720	Supranational
9128283F5	United States	2,000,000.00	2.25	11/15/2027	1,954,375.00	1,954,653.20	1,955,704.00	9,696.13	1,965,400.13	AA+	3.542	3.572	1.718	US Treasury
9128286B1	United States	3,800,000.00	2.625	2/15/2029	3,531,820.32	3,632,506.97	3,692,235.80	46,080.16	3,738,315.96	AA+	3.620	4.246	2.848	US Treasury
912828U24	United States	2,000,000.00	2	11/15/2026	1,974,921.88	1,975,266.60	1,975,344.00	8,618.78	1,983,962.78	AA+	3.611	3.610	0.763	US Treasury
912828YQ7	United States	4,000,000.00	1.625	10/31/2026	3,738,945.31	3,951,992.92	3,942,064.00	16,698.90	3,958,762.90	AA+	3.623	3.355	0.723	US Treasury
91282CGH8	United States	1,250,000.00	3.5	1/31/2028	1,247,314.45	1,247,496.46	1,249,170.00	120.86	1,249,290.86	AA+	3.535	3.604	1.910	US Treasury
91282CHH7	United States	3,000,000.00	4.125	6/15/2026	3,007,617.19	3,004,769.64	3,005,892.00	16,318.68	3,022,210.68	AA+	3.561	3.679	0.361	US Treasury
91282CHU8	United States	3,300,000.00	4.375	8/15/2026	3,309,023.44	3,304,630.45	3,312,556.50	66,694.97	3,379,251.47	AA+	3.648	4.102	0.515	US Treasury
91282CKP5	United States	1,800,000.00	4.625	4/30/2029	1,845,843.75	1,839,619.71	1,853,719.20	21,387.43	1,875,106.63	AA+	3.639	3.887	2.962	US Treasury
91282CKT7	United States	3,200,000.00	4.5	5/31/2029	3,289,031.25	3,264,092.59	3,284,249.60	24,923.08	3,309,172.68	AA+	3.650	3.839	3.049	US Treasury
91282CKZ3	United States	2,000,000.00	4.375	7/15/2027	2,007,421.88	2,004,085.51	2,023,594.00	4,109.12	2,027,703.12	AA+	3.532	4.223	1.394	US Treasury
91282CLC3	United States	3,450,000.00	4	7/31/2029	3,426,148.44	3,432,187.02	3,487,736.10	381.22	3,488,117.32	AA+	3.664	4.163	3.237	US Treasury
91282CLK5	United States	3,500,000.00	3.625	8/31/2029	3,511,074.22	3,508,045.58	3,493,437.50	53,974.45	3,547,411.95	AA+	3.681	3.554	3.271	US Treasury
91282CLR0	United States	3,200,000.00	4.125	10/31/2029	3,174,625.00	3,179,980.97	3,247,500.80	33,911.60	3,281,412.40	AA+	3.695	4.310	3.408	US Treasury
91282CMA6	United States	3,300,000.00	4.125	11/30/2029	3,353,367.19	3,347,948.16	3,348,985.20	23,560.10	3,372,545.30	AA+	3.704	3.710	3.490	US Treasury
91282CMW8	United States	3,000,000.00	3.75	4/15/2028	3,013,359.38	3,012,150.39	3,012,069.00	33,688.19	3,045,757.19	AA+	3.556	3.555	2.071	US Treasury
91282CNX5	United States	1,200,000.00	3.625	8/31/2030	1,192,171.88	1,192,728.55	1,192,406.40	18,505.52	1,210,911.92	AA+	3.777	3.771	4.111	US Treasury
91282CPD7	United States	3,500,000.00	3.625	10/31/2030	3,500,957.03	3,500,908.29	3,475,118.50	32,594.96	3,507,713.46	AA+	3.789	3.619	4.276	US Treasury

Investment Type	Code	Total	%	Allowed
Treasury Obligations	US Treasury	47,078,017.60	25.76%	100%
Municipal Securities	Municipal Bonds	-	0.00%	20%
Medium Term Corporate Notes	Corporate	43,870,096.20	24.01%	30%
Federal Agency Bonds	Agency	58,766,362.71	32.16%	100%
Negotiable CD	Negotiable CD	-	0.00%	30%
Supranational	Supranational	4,383,875.70	2.40%	10%
Commercial Paper	Commercial Paper	1,937,342.22	1.06%	25%
Asset Backed Securities	ABS	15,738,834.23	8.61%	15%
Money Market Funds	Money Market Fund	720,117.20	0.39%	20%
Investment Cash	Cash	101,229.53	0.06%	20%
LAIF	LAIF	10,107,352.28	5.53%	15%
VC Pool	Investment Pool	66.29	0.00%	15%
	Restricted Inv	25,614.26	0.01%	
		182,728,908.22	100.00%	

This table includes meetings that can be attended by all Board members. In order to ensure Brown Act compliance, a majority of members should not discuss Calleguas specific issues at meetings other than designated Calleguas Board Meetings.

AWA Water Issues	Tue. 02/17, 8:00 a.m.	1701 Lombard Street, Oxnard Hybrid Event
CoLAB Wheel Meeting*	Wed. 02/18, 12:00 p.m.	1672 Donlon Street, Ventura Hybrid Event
Calleguas Board Meeting	Wed. 02/18, 4:00 p.m.	2100 Olsen Road, Thousand Oaks Hybrid Event
AWA Waterwise* “Beyond the Lawn: A Multi-Partner Approach to Nonfunctional Turf Transformation” featuring Jennifer Lancaster, Manager of Water Resources	Thu. 02/19, 8:00 a.m.	2100 Olsen Road, Thousand Oaks Hybrid Event
ACWA DC2026 Conference*	Tue. 02/24 to Thu. 02/26	Washington D.C. IN PERSON ONLY
AWA Channel Counties Water Utilities Committee*	Wed. 02/25, noon	Orchid Professional Building, 816 Camarillo Springs Rd., Camarillo IN PERSON ONLY
Calleguas Purveyor Meeting	Thu. 02/26, 10:00 a.m.	2100 Olsen Road, Thousand Oaks IN PERSON ONLY
Finance Committee Meeting	Tue. 03/03, 1:00 p.m.	2100 Olsen Road, Thousand Oaks IN PERSON ONLY
Calleguas Board Meeting	Wed. 03/04, 4:00 p.m.	2100 Olsen Road, Thousand Oaks Hybrid Event
Engineering and Construction Committee Meeting	Wed. 03/11, 3:00 p.m.	2100 Olsen Road, Thousand Oaks IN PERSON ONLY
AWA Water Issues	Tue. 03/17, 8:00 a.m.	1701 Lombard Street, Oxnard Hybrid Event
CoLAB Wheel Meeting*	Wed. 03/18, 12:00 p.m.	1672 Donlon Street, Ventura Hybrid Event
Calleguas Board Meeting	Wed. 03/18, 4:00 p.m.	2100 Olsen Road, Thousand Oaks Hybrid Event
AWA Waterwise*	Thu. 03/19, 8:00 a.m.	1701 Lombard Street, Oxnard Hybrid Event
AWA Channel Counties Water Utilities Committee*	Wed. 03/25, noon	Orchid Professional Building, 816 Camarillo Springs Rd., Camarillo IN PERSON ONLY
Calleguas Purveyor Meeting	Thu. 03/26, 10:00 a.m.	2100 Olsen Road, Thousand Oaks IN PERSON ONLY

* Reservations required. Contact Kara if you would like to attend.