

CALLEGUAS MUNICIPAL WATER DISTRICT

2100 Olsen Road, Thousand Oaks, California 91360

www.calleguas.com

Remote teleconference location [Government Code 54953(b)(3)]:

Sheraton Grand Hotel

1230 J Street

Sacramento, California 95814

Written communications from the public must be received by 8:30 a.m. on the Thursday preceding a regular Board meeting in order to be included on the agenda and considered by the Board at that meeting. Government Code Section 54954.2 prohibits the Board from taking action on items not posted on the agenda except as provided in Subsection 54954.2(b).

BOARD OF DIRECTORS MEETING

April 15, 2026, 4:00 p.m.

AGENDA

1. CALL TO ORDER, PLEDGE OF ALLEGIANCE, AND ROLL CALL

BOARD OF DIRECTORS

Raul Avila, President

Thibault Robert, Vice-President

Reddy Pakala, Secretary

Jacquelyn McMillan, Treasurer

Scott H. Quady, Director

2. PUBLIC COMMENTS

This portion of the agenda may be utilized by any member of the public to address the Board of Directors on any matter within the jurisdiction of the Board that does not appear on the agenda and on matters that are on the agenda but are not designated as action items. Depending on the subject matter, the Board of Directors may be unable to respond at this time, or until the specific topic is placed on the agenda at a future Calleguas Board Meeting, in accordance with the Ralph M. Brown Act. Please limit remarks to three minutes.

To participate:

<https://us06web.zoom.us/j/86832132229?pwd=o3NfJOxScO8dC1PbMcKiGgL3avlhID.1>

Phone # +1 720 707 2699 US (Denver)

Webinar ID: 868 3213 2229

Passcode: 938450

3. ITEMS TO BE ADDED TO THE AGENDA – GOVERNMENT CODE 54954.2(b)

Consideration of any items that require addition to the agenda due to the existence of an emergency situation, the need to take immediate action, and requests for remote participation due to emergency circumstances.

4. REVIEW OF THE AGENDA

Discussion regarding the need to postpone or delete any items or take any items out of order.

5. PRESENTATIONS

6. CONSENT CALENDAR

Consent Calendar items are to be approved or accepted by vote on one motion unless a Board member requests separate consideration. If any Board member requests that an item be removed from the Consent Calendar for further discussion, it will be moved to the first item on the Action Items portion of the Agenda.

A. Approve the Minutes of the April 1, 2026 Board Meeting

B. Receive and Affirm the Payment Register for the District's Activities from March 5, 2026 to April 1, 2026

C. Approve Purchase of Portable Motorola Radios for \$212,456 for Operational and Auxiliary Communications for Use in Accordance with the Ventura County Regional Radio System

7. ACTION ITEMS

Action Items call for separate discussion and action by the Board for each agenda item.

A. Discussion Regarding the Approval of a Health Reimbursement Arrangement for the Board of Directors and Establishment of an Annual District Contribution

8. REPORTS

Report items are placed on the agenda to provide information to the Board and the public and no Board action is sought.

A. GENERAL MANAGER AND STAFF REPORTS

1. March 2026 Water Use and Sales, February 2026 Hydro Power Generation, and March 2026 Investment Summary Reports – Dan Smith, Manager of Finance
2. Artificial Intelligence Policy and Acceptable Use Update – Wes Richardson, Manager of Information Technology
3. Las Posas Valley Basin Watermaster In-Lieu Program – Ian Prichard, Deputy General Manager
4. Alternative Pipeline Inspection Methodology – Omar Castro, Manager of Operations & Maintenance
5. Water Supply Update – Jennifer Lancaster, Manager of Water Resources
6. 2025 Year in Review – Charlotte Holifield, Manager of External Affairs
7. Metropolitan Update – Henry Graumlich, Executive Strategist
8. Tour of Lake Bard Floating Maintenance Dock - Fernando Baez, Manager of Engineering (*Note that this item includes a field trip elsewhere on District property and will not be streamed or recorded*)

B. GENERAL COUNSEL REPORT

C. BOARD OF DIRECTORS REPORTS

1. Committee Meeting Reports
2. Directors' List of Administrative Code Reimbursable Meetings
Reimbursable meetings reports are placed on the agenda to comply with statutory and Calleguas Administrative Code requirements for members of a legislative body who attend a meeting at the expense of the local agency to provide a report of the meeting.
3. Discussion Regarding Upcoming Meetings to be Attended by Board Members

9. REQUEST FOR FUTURE AGENDA ITEMS

10. BOARD COMMENTS

Comments by Board members on matters they deem appropriate. A Board member may ask a question for clarification, make a brief announcement, or make a brief report on his or her own activities.

11. INFORMATION ITEMS

- A. Support Letter from Congresswoman Julia Brownley RE: FY2027 Community Project for Smith Road Tank — March 8, 2026
- B. Support Letter from Assemblymember Jaqui Irwin RE: Calleguas's Application for the CalOES State & Local Cybersecurity Grant Program — April 7 ,2026
- C. Coalition Support Letter to Chair Josh Becker RE: SB 1153 (Caballero) — Support — April 3, 2026

12. CLOSED SESSION

13. ADJOURNMENT to Special Board Meeting April 22, 2026 at 4:00 p.m.

Note: Calleguas Municipal Water District conducts in-person meetings in accordance with the Brown Act. The District has also established alternative methods of participation which permit members of the public to observe and address public meetings telephonically and/or electronically. These methods of participation can be accessed through the internet link provided at the top of this agenda.

In addition to the above referenced methods of participation, members of the public may also participate by submitting comments by email to info@calleguas.com by 5:00 p.m. on the calendar day prior to the public meeting. Email headers should refer to the Board meeting for which comments are offered. Comments received will be placed into the record and distributed appropriately.

Agendas, agenda packets, and additional materials related to an item on this agenda submitted to

Pursuant to Section 202 of the Americans with Disabilities Act of 1990 (42 U.S.C. Sec. 12132), and applicable federal rules and regulations, requests for disability-related modification or accommodation, including auxiliary aids or services, in order to attend or participate in a meeting, should be made to the Secretary to the Board in advance of the meeting to ensure the availability of the requested service or accommodation. Notices, agendas, and public documents related to the Board meetings can be made available in appropriate alternative format upon request.

the Board after distribution of the agenda packet are available on the District website at www.calleguas.com.

CALLEGUAS MUNICIPAL WATER DISTRICT
BOARD OF DIRECTORS MEETING
April 1, 2026

MINUTES

The meeting of the Board of Directors of Calleguas Municipal Water District was held in-person at 2100 E. Olsen Road, Thousand Oaks CA 91360. The District also provided telephonic and electronic methods of participation for the public as noted on the meeting agenda.

The meeting was called to order by Raul Avila, President of the Board, at 4:00 p.m.

1. CALL TO ORDER, PLEDGE OF ALLEGIANCE, AND ROLL CALL

Directors Present at District Headquarters:	Jacquelyn McMillan, Treasurer Reddy Pakala, Secretary Scott Quady, Director
---	---

Directors Participating via Videoconference:	Raul Avila, President Thibault Robert, Vice President
--	--

Staff Present at District Headquarters:	Kristine McCaffrey, General Manager Ian Prichard, Deputy General Manager Gabriela Araujo, Associate Project Manager Fernando Baez, Manager of Engineering Omar Castro, Manager of Operations and Maintenance Kat Ehret, Senior Communications Specialist Tricia Ferguson, Manager of Human Resources and Risk Management Matt Gomez, Assistant Manager of Operations and Maintenance Henry Graumlich, Executive Strategist Charlotte Holifield, Manager of External Affairs Chris Naster, Cross Connection Control Specialist Wes Richardson, Manager of Information Technology Steve Sabbe, IT Specialist Megan Schneider, Senior Water Resources Specialist Dan Smith, Manager of Finance José Tamayo, Distribution System Supervisor Jerrad Uribe, System Maintenance Supervisor Jenyffer Vasquez, Principal Water Resources Specialist
---	---

Kara Wade, Clerk of the Board

Legal Counsel Present at
District Headquarters:

Walter Wendelstein, Wendelstein Law Group, PC, District
Counsel

2. PUBLIC COMMENTS

None

3. ITEMS TO BE ADDED TO THE AGENDA – GOVERNMENT CODE 54954.2(b)

None

4. REVIEW OF THE AGENDA

None

5. PRESENTATIONS

- A. Presentation of José Tamayo’s Promotion to Distribution System Supervisor and Jerrad Uribe’s Promotion to System Maintenance Supervisor

The Assistant Manager of Operations and Maintenance recognized José Tamayo’s promotion to Distribution System Supervisor and Jerrad Uribe’s promotion to System Maintenance Supervisor. The Board congratulated them on their accomplishments and advancing their careers.

- B. Recognition of Chris Naster, Cross Connection Control Specialist, for Certification as an American Waterworks Association Cross-Connection Specialist

The Manager of Operations and Maintenance recognized Chris Naster, Cross Connection Control Specialist, for Certification as an American Waterworks Association Cross-Connection Control Specialist. The Board congratulated him on his accomplishment.

- C. Recognition of Kat Ehret, Senior Communication Specialist, for her 2026 Emerging Leader Award from the Simi Valley Chamber of Commerce

The Manager of External Affairs recognized Kat Ehret, Senior Communication Specialist, for her 2026 Emerging Leader Award from the Simi Valley Chamber of Commerce. The Board congratulated her on her award.

6. CONSENT CALENDAR

- A. Approve the Minutes of the March 18, 2026 Board Meetings
- B. Approve Capital Project Budget Allocation in the Amount of \$33,700,000; Adopt Resolution No. 2123, Approving the Plans and Specifications and Calling for Bids; Approve Professional Services by Perliter & Ingalsbe Consulting Engineers in the Amount of \$1,500,000 to Perform Bidding and Construction Support Services; Authorize the President of the Board and the General Manager to Sign the Right-of-Way Agreement, Escrow Documents, and Certificate of Acceptance for the Easement Deed for CMWD Parcel No. 6310 for the Calleguas-Ventura Interconnection (Project No. 562)

The Manager of Engineering and Jennifer Tribo, Assistant General Manager – Water, Ventura Water, gave a brief presentation on Item 6.B. The Board asked questions and the presenters and the General Manager answered them.

On a motion by Director Robert, seconded by Director Pakala, the Board of Directors voted 5-0 to approve the Consent Calendar.

AYES: Directors Quady, McMillan, Pakala, Robert, Avila
NOES: None

7. ACTION ITEMS

- A. Discussion Regarding Resolution No. 2125, A Resolution of the Board of Directors of the Calleguas Municipal Water District Recognizing and Commending the Association of Water Agencies of Ventura County on the Occasion of Its 50th Anniversary

The Deputy General Manager recognized the Association of Water Agencies of Ventura County for their important role in bringing Ventura County water agencies together for the advancement of shared goals in water sustainability for the last 50 years.

On a motion by Director Quady, seconded by Director Pakala, the Board of Directors voted 5-0 to adopt Resolution No. 2125, A Resolution of the Board of Directors of the Calleguas Municipal Water District Recognizing and Commending the Association of Water Agencies of Ventura County on the Occasion of Its 50th Anniversary.

AYES: Directors Quady, McMillan, Pakala, Robert, Avila

NOES: None

- B. Discussion Regarding Professional Services by HDR Inc. in the Amount of \$990,978 to Prepare a Study to Optimize Brackish Groundwater Desalting in the Upper Calleguas Creek Watershed

The General Manager and Deputy General Manager presented an overview of the Study to Optimize Brackish Groundwater Desalting in the Upper Calleguas Creek Watershed, including its history and criticality. Wanda Moyer, Deputy Public Works Director, City of Simi Valley, provided public comment in support of this item.

On a motion by Director Pakala, seconded by Director McMillan, the Board of Directors voted 5-0 to approve professional services by HDR Inc. in the amount of \$990,978 to prepare a Study to Optimize Brackish Groundwater Desalting in the Upper Calleguas Creek Watershed.

AYES: Directors Quady, McMillan, Pakala, Robert, Avila

NOES: None

- C. Discussion Regarding Resolution No. 2124, A Resolution of the Board of Directors of Calleguas Municipal Water District Nominating Jacquelyn McMillan for Seat C Representing the Coastal Network on the California Special Districts Association Board of Directors, and Consideration of Potential Adjustments to Board Committee and Collateral Assignments

On a motion by Director Robert, seconded by Director Pakala, the Board of Directors voted 4-1 to adopt Resolution No. 2124, A Resolution of the Board of Directors of Calleguas Municipal Water District Nominating Jacquelyn McMillan for Seat C Representing the Coastal Network on the California Special Districts Association Board of Directors, and modifying (1) the Ventura County Special Districts Association Collateral Assignment to Director McMillan as the Voting Member and Director Robert as the Alternate Voting Member and (2) the Association of Water Agencies of Ventura County Collateral Assignment to Director Robert as the Board Member and Director Pakala as the Alternate.

AYES: Directors Quady, McMillan, Pakala, Robert

NOES: Director Avila

8. REPORTS

A. GENERAL MANAGER AND STAFF REPORTS

1. Monthly Status Report

Staff highlighted items from the Monthly Status Report. The Board asked questions and staff answered them.

2. February 2026 Financial Statements – Dan Smith, Manager of Finance

The Manager of Finance presented the report.

3. Update on Follow Up Actions Regarding Salinity Management Pipeline Policy – Kristine McCaffrey, General Manager

The General Manager and Deputy General Manager presented the report.

B. GENERAL COUNSEL REPORT

1. General Counsel's Report

General Counsel said he provided his fourth quarter 2025 Quarterly Legal Summary to the Board.

C. BOARD OF DIRECTORS REPORTS

1. Committee Meeting Report

Director Robert reported that the Sponsorship Committee met on March 30. The committee evaluated potential new sponsorships, reviewed current sponsorship commitments, and discussed possible changes to the District's sponsorship level with the Association of Water Agencies of Ventura County (AWA). He noted that there are nuances to these recommendations and indicated that they will be brought to the full Board for consideration at the June 3 Board meeting as part of the budget discussion.

Specifically, AWA has requested an increase in the District's symposium sponsorship for the next budget year. The current level is \$5,000

(Championship) and an increase to \$7,500 (Title) has been requested by AWA. The Sponsorship Committee asked that the additional \$2,500 be included in the budget as discretionary and the Board will determine during the budget discussion on June 3 whether to allocate the additional \$2,500 to AWA or another organization, such as Water Education for Latino Leaders (WELL).

The General Manager stated that Calleguas has already committed to sponsoring four students for the upcoming AWA Symposium via AWA's student scholarship process. Additionally, Calleguas will directly sponsor at least two more students to attend the AWA symposium. Unlike the students sponsored via AWA, Calleguas would select these students through its own process; several Board members volunteered to sponsor a student themselves, depending on the level of interest expressed by students. Director Avila noted that there had also been discussion regarding sponsoring students to attend other symposia or water-related events in the future.

2. Directors' List of Administrative Code Reimbursable Meetings

Board members provided reports on various meetings that they attended subject to the District's reimbursement policy.

3. Discussion Regarding Upcoming Meetings to be Attended by Board Members

The General Manager noted the Las Virgenes-Triunfo PureWater Project Groundbreaking would be held on April 10. This is an invitation-only event, with a subsequent public event to be held at a later date.

9. REQUEST FOR FUTURE AGENDA ITEMS

Director Pakala expressed interest in a future Board discussion about restructuring the existing District committees into fewer committees.

Director Quady requested a review of the maximum conference attendance and reimbursement provisions for Board members as outlined in the Calleguas Administrative Code.

10. BOARD COMMENTS

None

11. INFORMATION ITEMS

- A. Coalition Support Letter to Chair Henry Stern RE: SB 1153 (Caballero) — Support — March 17, 2026

12. CLOSED SESSION

None

13. ADJOURNMENT

Director Avila declared the meeting adjourned at 6:16 p.m.

Hereby certified,

Reddy Pakala, Board Secretary



RAUL AVILA, PRESIDENT
DIVISION 1

REDDY PAKALA, SECRETARY
DIVISION 3

SCOTT H. QUADY, DIRECTOR
DIVISION 2

THIBAUT ROBERT, VICE PRESIDENT
DIVISION 4

JACQUELYN McMILLAN, TREASURER
DIVISION 5

KRISTINE McCAFFREY
GENERAL MANAGER

2100 OLSEN ROAD, THOUSAND OAKS, CA 91360 • (805) 526-9323 • CALLEGUAS.COM

BOARD MEMORANDUM

Date: April 15, 2026

To: Board of Directors

From: Dan Smith, Manager of Finance

Subject: Item 6.B – Receive and Affirm the Payment Register for the District’s Activities from March 5, 2026 to April 1, 2026

Objective: Report to the Board all payments made by the District by check, Electronic Fund Transfer (EFT), or Automated Clearing House (ACH) payment.

Recommended Action: Receive and affirm the payment register for the District’s activities from March 5, 2026 to April 1, 2026.

Budget Impact: None. All items were paid in accordance with the budget.

Discussion: Once a month, staff reports to the Board all of the payments made to vendors of the District by check, EFT, or ACH. The current register covers the period from March 5, 2026 to April 1, 2026 for payments totaling \$11,480,336.02.

Attachment:

Payment Register: 03/05/26 – 04/01/26



Payment Register

03/05/2026 - 04/01/2026



Payroll Accounts

Payroll Checks/EFT Issued **777,334.51**



Operating Account

Checks Issued: 1,396,094.32

Electronic Fund Transfers (EFT) issued: 9,306,907.19

Total Payments \$ 10,703,001.51



Total Checks & Electronic Fund Transfers for 03/05/2026 - 04/01/2026 **\$ 11,480,336.02**



Payment Register

Payment Date 03/05/26 - 04/01/26

Vendor	Ck#	Pmt Date	Invoice #	Invoice Description	Invoice Amt	Proj #	Project Description
72 Mechanical Heating and Air Conditioning	28541	04/01/2026	10496	HVAC Services	592.50		
				Check# 28541 Total	592.50		
Adco Roofing, Inc.	28542	04/01/2026	19492	Conejo Standby Generator Roof Repair	4,995.00		
				Check# 28542 Total	4,995.00		
Aflac	28543	04/01/2026	234122	2026-04 Employee-Paid Insurance	258.49		
				Check# 28543 Total	258.49		
AG RX	28431	03/11/2026	608147	Weed Abatement Herbicide	50.12		
				Check# 28431 Total	50.12		
All Connected	28432	03/11/2026	111035	Virtual Server Upgrades	8,100.60		
			111056	Disaster Recovery Services - Mar 2026	8,903.90		
			111057	SupportConnect - Mar 2026	17,533.70		
			44528	Windows Server License for End Of Life Server	1,176.00		
			44541	Cisco Local Telephone - Dec 2025-Jan 2026	125.24		
				Check# 28432 Total	35,839.44		
Alltech Industries, Inc.	28433	03/11/2026	2100016	Security Services - Nov 2025	8,689.92		
			2100017	Security Services - Dec 2025	8,830.08		
			2100018	Security Services - Jan 2026	8,970.24		
				Check# 28433 Total	26,490.24		
Amazon Capital Services, Inc.	28434	03/11/2026	1C7R-M4MF-1YTC	IT Hardware	223.67		
			1FKL-FFJY-W3M7	Rust & Oxidation Lubricant	1,807.71		
			1J3R-1Y74-VQ7M	Cross Connection Supplies	72.58		
			1KR9-GX7K-WMRF	O&M Supplies	685.55		
			1NRD-C7DM-YC1K	Challenge Coin Cases	87.92		
			1V9P-1JJT-NP1Y	Challenge Coin Cases	55.69		
			1XJT-WHDT-L7FV	General Services Supplies	86.88		
			1XJT-WHDT-NLLV	System Maintenance Supplies	141.80		
			1YRV-C6PL-NXX3	IT Supplies	289.23		
				Check# 28434 Total	3,451.03		

Payment Register

Payment Date 03/05/26 - 04/01/26

Vendor	Ck#	Pmt Date	Invoice #	Invoice Description	Invoice Amt	Proj #	Project Description
Aquatic Bioassay	28510	03/25/2026	CMW0326.0148	Lab Services	3,836.00		
					Check# 28510 Total	3,836.00	
	28545	04/01/2026	CMW0326.0151	Lab Services	28,749.00		
				Check# 28545 Total	28,749.00		
ARIN	28546	04/01/2026	SI541584	IP Address Annual Fee	275.00		
					Check# 28546 Total	275.00	
Association of Water Agencies-VC	28476	03/18/2026	06-16912	CCWUC Training - 02/25/26	600.00		
					Check# 28476 Total	600.00	
	28547	04/01/2026	06-16929	WaterWise Breakfast - 02/19/26	200.00		
			06-16991	CCWUC Membership Dues 2026	200.00		
			06-16993	WaterWise Breakfast - 03/19/26	320.00		
			06-17000	Annual Water Symposium Sponsorship	5,000.00		
				Check# 28547 Total	5,720.00		
Astra Backflow, Inc	28435	03/11/2026	INV-019283	Cla-Val Parts	2,054.14		
			INV-019654	Cross Connection Parts	1,103.77		
					Check# 28435 Total	3,157.91	
	28511	03/25/2026	INV-019437	Cross Connection Supplies	107.87		
			INV-019460	Backflow Rebuild Kit	296.05		
				Check# 28511 Total	403.92		
28548	04/01/2026	INV-020070	TOD PS Pump #1 Repair Parts	5,378.82			
					Check# 28548 Total	5,378.82	
AT&T	28512	03/25/2026	24923667	Signal Channels	945.79		
			24924030	Signal Channels	31.91		
					Check# 28512 Total	977.70	
28513	03/25/2026	284857073-0326	Signal Channels	149.80			
				Check# 28513 Total	149.80		
28549	04/01/2026	2269943112	Signal Channels	155.20			
				Check# 28549 Total	155.20		

Payment Register

Payment Date 03/05/26 - 04/01/26

Vendor	Ck#	Pmt Date	Invoice #	Invoice Description	Invoice Amt	Proj #	Project Description		
AutoZone Stores, LLC	28550	04/01/2026	2240141272	Vehicle Supplies	40.20				
			2240158746	Battery Unit 59	215.42				
			Check# 28550 Total				255.62		
B & R Supply, Inc.	28436	03/11/2026	1901022704	Compact Light Tower Generator	14,116.97				
			Check# 28436 Total				14,116.97		
Babcock Laboratories, Inc.	28437	03/11/2026	CC60231-10591	Lab Services - PFAS Testing Wellfields	2,450.00				
			CC60232-10591	Lab Services - PFAS Analysis Wellfields	2,800.00				
			CC60275-10591	Lab Services - Wellfield	1,400.00				
Check# 28437 Total				6,650.00					
Battery Power, Inc.	28438	03/11/2026	480839	Batteries - LBWFP Camera Solar Panels	27,963.73				
			Check# 28438 Total				27,963.73		
California Municipal Treasury Assoc. (CMTA)	28477	03/18/2026	200006461	CA. Municipal Treasurers Conference - Morgan	630.00				
			300004402	CA. Municipal Treasurers Membership - Morgan	125.00				
			Check# 28477 Total				755.00		
Carlson & Sons Building Materials	28514	03/25/2026	128698	Safety Sun Hats	299.66				
			Check# 28514 Total				299.66		
Casavan Consulting	28515	03/25/2026	2026-1201	Update SPCC Plans	5,600.00				
			Check# 28515 Total				5,600.00		
Citi Cards	28478	03/18/2026	0330-0226 A	Credit Card Charges - Clerk of the Board	12,116.48				
			0330-0226 F	Credit Card Charges - Finance	1,506.98				
			Check# 28478 Total				13,623.46		
City of Camarillo	28479	03/18/2026	37951-54676-0326	Utilities - Sewer Springville Hydro Station	86.19				
			Check# 28479 Total				86.19		
City of Simi Valley	28439	03/11/2026	21055	Recycled Water - Feb 2026	5,996.48				
			Check# 28439 Total				5,996.48		
			28440	03/11/2026	35826	Encroachment Permit PWE2026-0090	861.04		
Check# 28440 Total							861.04		
28441	03/11/2026	36003	Encroachment Permit Extension PWE2025-0530	78.28					
			Check# 28441 Total				78.28		

Payment Register

Payment Date 03/05/26 - 04/01/26

Vendor	Ck#	Pmt Date	Invoice #	Invoice Description	Invoice Amt	Proj #	Project Description
City of Simi Valley (continued)	28516	03/25/2026	36195	Encroachment Permit PWE2026-0138	861.04		
				Check# 28516 Total	861.04		
City of Thousand Oaks	28442	03/11/2026	48326-46726-0326	Utilities - Sewer	548.38		
				Check# 28442 Total	548.38		
	28443	03/11/2026	48326-50840-0326	Utilities - Sewer	58.76		
				Check# 28443 Total	58.76		
City of Ventura	28480	03/18/2026	Prop1 Rd 1 Bal.	Prop 1 Round 1 Deposit Balance Return	8,911.75		
				Check# 28480 Total	8,911.75		
Coastal Pipco	28444	03/11/2026	S2322231.001	Piping Supplies	336.48		
				Check# 28444 Total	336.48		
	28551	04/01/2026	S2324020.001	Piping Supplies	205.35		
				Check# 28551 Total	205.35		
Cole-Parmer Instrument Co	28445	03/11/2026	4201788	Lab Supplies	61.84		
				Check# 28445 Total	61.84		
	28481	03/18/2026	4209709	Lab Supplies	612.01		
				Check# 28481 Total	612.01		
Colonial Life & Accident Ins	28552	04/01/2026	71896160313200	2026-04 Employee Paid Insurance	1,401.84		
				Check# 28552 Total	1,401.84		
ConnectWise, LLC	28446	03/11/2026	INV01571907	Perch - IT Security Service - Mar 2026	1,705.44		
				Check# 28446 Total	1,705.44		
Consolidated Electrical Distributors/Royal Ind Sol	28517	03/25/2026	9009-1067392	Electrical Supplies-Safety Trailer Relocation	3,822.25		
				Check# 28517 Total	3,822.25		
Contractor Compliance & Monitoring	28482	03/18/2026	31602	Labor Compliance Services	1,115.00	592	Lindero Pump Station Rehabilitation
				Check# 28482 Total	1,115.00		

Payment Register

Payment Date 03/05/26 - 04/01/26

Vendor	Ck#	Pmt Date	Invoice #	Invoice Description	Invoice Amt	Proj #	Project Description
Contractor Compliance & Monitoring (continued)	28518	03/25/2026	31830	Labor Compliance Services	1,115.00	592	Lindero Pump Station Rehabilitation
					Check# 28518 Total		
Convergint Technologies LLC	28519	03/25/2026	IN00427992	Lake Bard Camera Replacements	15,995.00		
					Check# 28519 Total	15,995.00	
Daniel's Tire Service	28447	03/11/2026	250150236	Tires - Unit 60 & Spares	2,731.07		
					Check# 28447 Total	2,731.07	
DCH Ford of Thousand Oaks	28520	03/25/2026	30976	Vehicle Supplies	65.22		
			928035	Service Unit 2	155.08		
			928233	Service Unit 71	171.00		
			Check# 28520 Total	391.30			
	28553	04/01/2026	928184	Service Unit 62	279.93		
				Check# 28553 Total	279.93		
Dunn-Edwards Corporation	28521	03/25/2026	2057A60635	Paint	129.09		
					Check# 28521 Total	129.09	
						28554	04/01/2026
				Check# 28554 Total	129.23		
Education & Outreach Company	28555	04/01/2026	26-177	Customized Careers in Water Booklets	1,561.50		
					Check# 28555 Total	1,561.50	
ESRI, Inc	28448	03/11/2026	900195095	GIS Annual Software Renewal	10,800.00		
			900195096	GIS Annual Software Renewal	6,200.00		
			Check# 28448 Total	17,000.00			
Eurofins Eaton Analytical, Inc.	28522	03/25/2026	3800119584	Lab Services - Lake Bard	194.94		
					Check# 28522 Total	194.94	
Falcon Fuels	28449	03/11/2026	92956	Fuel - Unleaded	4,812.07		
					Check# 28449 Total	4,812.07	
						28556	04/01/2026
				Check# 28556 Total	4,565.31		

Payment Register

Payment Date 03/05/26 - 04/01/26

Vendor	Ck#	Pmt Date	Invoice #	Invoice Description	Invoice Amt	Proj #	Project Description
Federal Express	28450	03/11/2026	9-177-31147	Express Shipping	40.86	562	Calleguas-Ventura Interconnection
				Express Shipping	516.17		
			9-186-27767	Express Shipping	33.84	562	Calleguas-Ventura Interconnection
				Express Shipping	39.25	592	Lindero Pump Station Rehabilitation
			9-195-09548	Express Shipping	266.26		
				Express Shipping	163.91		
				Check# 28450 Total	1,060.29		
	28557	04/01/2026	9-211-82064	Express Shipping	327.60		
				Check# 28557 Total	327.60		
Fence Factory Rentals	28451	03/11/2026	693394	Towable Restroom Rental - Feb 2026	133.10		
			694374	Restroom Rental Cleaning Service	50.00		
				Check# 28451 Total	183.10		
	28523	03/25/2026	695856	Restroom Rental for Drip Irrigation Workshop	156.24		
				Check# 28523 Total	156.24		
	28558	04/01/2026	696248	Towable Restroom Rental - Mar 2026	133.10		
				Check# 28558 Total	133.10		
Ferguson Enterprises, Inc. #794	28475	03/11/2026	6055043	Filters	1,482.20		
				Check# 28475 Total	1,482.20		
Fisher Scientific	28452	03/11/2026	7121217	Lab Supplies	620.22		
				Check# 28452 Total	620.22		
	28483	03/18/2026	7283626	Lab Supplies	114.76		
			7317378	Lab Supplies	27.49		
				Check# 28483 Total	142.25		
Franchise Tax Board	28484	03/18/2026	886463872-0326A	Garnishment #886463872-03/15/26	25.00		
				Check# 28484 Total	25.00		
	28559	04/01/2026	886463872-0326B	Garnishment #886463872-03/31/26	25.00		
				Check# 28559 Total	25.00		
Frontier	28485	03/18/2026	2091781628-0226	Signal Channels	80.88		
			2091883352-0226	Signal Channels	708.29		
			2131743676-0326	Signal Channels	80.88		
			4241537402-0326	Signal Channels	334.26		
				Check# 28485 Total	1,204.31		

Payment Register

Payment Date 03/05/26 - 04/01/26

Vendor	Ck#	Pmt Date	Invoice #	Invoice Description	Invoice Amt	Proj #	Project Description
Frontier (continued)	28524	03/25/2026	2091781628-0326	Signal Channels	85.77		
			2131743676-0426	Signal Channels	85.77		
			8051970536-0326	Signal Channels	389.12		
			8051971428-0326	Signal Channels	340.00		
				Check# 28524 Total	900.66		
	28560	04/01/2026	8051970308-0426	Signal Channels	255.00		
				Check# 28560 Total	255.00		
GI Industries	28453	03/11/2026	2204474-0283-9	Waste Removal - Recycle	282.66		
				Check# 28453 Total	282.66		
	28525	03/25/2026	2204639-0283-7	Waste Removal	545.32		
				Check# 28525 Total	545.32		
Gold Coast Environmental, Inc	28486	03/18/2026	15097	Flow Meter Calibration	627.00		
				Check# 28486 Total	627.00		
Hamner Jewell & Associates	28487	03/18/2026	205325	ROW Services	270.00	569	Smith Rd. Tank
			205343	ROW Services	10,305.28	562	Calleguas-Ventura Interconnection
				Check# 28487 Total	10,575.28		
Home Depot Credit Services	28488	03/18/2026	9672-0226	Credit Card Charges - O&M	1,155.12		
				Check# 28488 Total	1,155.12		
Hunt Ortmann Palffy Nieves Darling & Mah, Inc.	28489	03/18/2026	116954	Legal Services	99.00	450	LVMWD-CMWD Interconnection
				Check# 28489 Total	99.00		
	28526	03/25/2026	117390	Legal Services	2,523.50	450	LVMWD-CMWD Interconnection
				Check# 28526 Total	2,523.50		
Idexx Distribution, Inc.	28527	03/25/2026	3196246676	Lab Supplies	427.25		
				Check# 28527 Total	427.25		
Indian Springs Mfg Co Inc	28490	03/18/2026	26200051	Gaskets	207.32		
				Check# 28490 Total	207.32		
Innomotics LLC	28561	04/01/2026	5610045060	Grandsen Pump Station Pump #4 Parts	7,980.08		
				Check# 28561 Total	7,980.08		

Payment Register

Payment Date 03/05/26 - 04/01/26

Vendor	Ck#	Pmt Date	Invoice #	Invoice Description	Invoice Amt	Proj #	Project Description
Johnson Controls Fire Protection LP	28454	03/11/2026	41887950	Upgrade Fire Alarm Sys Equipment - Wellfield	18,146.32		
				Check# 28454 Total	18,146.32		
LBL Equipment Repair, Inc.	28455	03/11/2026	R8082N	Service Skip Loader	940.32		
				Check# 28455 Total	940.32		
LightGabler LLP	28491	03/18/2026	98475	Legal Services	90.00		
				Check# 28491 Total	90.00		
Lister Rents, Inc.	28456	03/11/2026	178669.1.1	Propane for Forklift	115.83		
				Check# 28456 Total	115.83		
Mac Valley Oil Company	28457	03/11/2026	26-392521	Oil	3,967.37		
				Check# 28457 Total	3,967.37		
Mc Master-Carr Supply Company	28458	03/11/2026	59476270	Cross Connection Supplies	425.14		
				Check# 28458 Total	425.14		
	28528	03/25/2026	60948039	Distribution Systems Supplies	938.02		
			61047069	Distribution Systems Supplies	420.92		
				Check# 28528 Total	1,358.94		
	28562	04/01/2026	61521894	Springville Hydro Supplies	46.79		
				Check# 28562 Total	46.79		
Meredith J. Sesser, A Professional Law Corporation	28529	03/25/2026	7334	Legal Services	393.75		
				Check# 28529 Total	393.75		
Michael K. Nunley & Associates	28492	03/18/2026	2835	Engineering Consulting	1,882.25	625	Marz Farms SMP Discharge Station
				Check# 28492 Total	1,882.25		
	28530	03/25/2026	2834	Engineering Consulting	12,531.25	589	Fairview Well Rehabilitation
			2836	Engineering Consulting	1,863.25	607	Somis Housing SMP Discharge Station
				Check# 28530 Total	14,394.50		
MISCOwater	28563	04/01/2026	55642B42741	Chlorine Gas Sensors for Chemical Building	7,774.41		
				Check# 28563 Total	7,774.41		

Payment Register

Payment Date 03/05/26 - 04/01/26

Vendor	Ck#	Pmt Date	Invoice #	Invoice Description	Invoice Amt	Proj #	Project Description	
MMC, Inc.	28493	03/18/2026	102891	Construction	125,472.70	591	Lake Sherwood Pump Station Rehabilitation	
				Retention	(6,273.63)	591	Lake Sherwood Pump Station Rehabilitation	
				Check# 28493 Total	119,199.07			
NV5, Inc.	28494	03/18/2026	501795	Construction Materials Testing	2,235.00	620	Network Center Relo & Admin Storage Improvements	
				Check# 28494 Total	2,235.00			
Orkin Pest Control	28459	03/11/2026	290472686	Pest Control	344.52			
				Check# 28459 Total	344.52			
P W Gillibrand	28531	03/25/2026	INV282009	Fill Sand	538.17			
				Check# 28531 Total	538.17			
Pacific Hydrotech Corp.	28460	03/11/2026	C25181	Construction	340,000.00	592	Lindero Pump Station Rehabilitation	
				Retention	(17,000.00)	592	Lindero Pump Station Rehabilitation	
				Check# 28460 Total	323,000.00			
Park Oaks Mower Service	28564	04/01/2026	3262	Equipment Supplies	407.53			
				Check# 28564 Total	407.53			
Petty Cash	28495	03/18/2026	PC 02/28/26	Petty Cash - Feb 2026	174.00			
				Check# 28495 Total	174.00			
R.A. Atmore & Sons, Inc.	28532	03/25/2026	119586	Weed Abatement & Fire Notices	10,617.50			
				119591	Weed Abatement & Fire Notices	7,610.00		
				119631	Weed Abatement & Fire Notices	15,485.70		
				119640	Weed Abatement & Fire Notices	8,999.10		
				Check# 28532 Total	42,712.30			
Radwell International Inc.	28533	03/25/2026	36291114	Electrical Supplies	493.88			
				Check# 28533 Total	493.88			
Rite-Way Roof Corporation	28461	03/11/2026	621-01	Construction	56,743.55	621	LBWFP Buildings Roof Replacements	
				Retention	(2,837.18)	621	LBWFP Buildings Roof Replacements	
				Check# 28461 Total	53,906.37			
SAS Business Services	28565	04/01/2026	48057	Nameplate - Neilson	25.74			
				Check# 28565 Total	25.74			

Payment Register

Payment Date 03/05/26 - 04/01/26

Vendor	Ck#	Pmt Date	Invoice #	Invoice Description	Invoice Amt	Proj #	Project Description		
Shred-It	28462	03/11/2026	8013630483	Shredding Services - Feb 2026	139.59				
					Check# 28462 Total	139.59			
SigSigns Inc,	28496	03/18/2026	INV-17760	Board Room Logo Sign	2,178.10				
					Check# 28496 Total	2,178.10			
Simi Valley Chevrolet	28463	03/11/2026	16125973	Service Unit 68	289.80				
					Check# 28463 Total	289.80			
	28534	03/25/2026	16126073	16126078	Service Unit 66	95.92			
					Service Unit 88	294.94			
	Check# 28534 Total	390.86							
28566	04/01/2026	16126143	16126634	Service Unit 67	182.88				
				Services Unit 53	95.92				
				16126849	Service Unit 76	183.33			
Check# 28566 Total	462.13								
Simi Valley Wholesale Electric	28464	03/11/2026	142505	142796	Electrical Supplies	187.69			
					Electrical Supplies	399.74			
Check# 28464 Total	587.43								
Southern California Edison	28465	03/11/2026	7003460257200326	Pumping Power Costs	130,031.48				
					Check# 28465 Total	130,031.48			
	28497	03/18/2026	7009108950150326	Electricity - District Housing	43.01				
					Check# 28497 Total	43.01			
	28535	03/25/2026	7002185503400326	7003153544210326	Electricity - SMP	20.07			
					7003154081730326	Electricity - Wellfield	140.52		
					7005542693600326	Electricity - Wellfield	147.16		
					7007879066910326	Electricity - Wellfield	74,679.57		
7007879066910326					Pumping Power Costs	75,111.31			
Check# 28535 Total	150,098.63								
28567	04/01/2026	6000015092670326	7005544657840326	Electricity - SMP & Distribution System	7,857.13				
				7008980270540326	Electricity - Wellfield	98,880.77			
				7008980270540326	Electricity - LV Interconnection	76.86			
Check# 28567 Total	106,814.76								
Standard Insurance Company	28568	04/01/2026	0017126900010426	2026-04 Life & Disability Insurance	8,623.53				
Check# 28568 Total	8,623.53								

Payment Register

Payment Date 03/05/26 - 04/01/26

Vendor	Ck#	Pmt Date	Invoice #	Invoice Description	Invoice Amt	Proj #	Project Description
State Water Resources Control Board	28466	03/11/2026	55659-2026-T2	Operator Certification T2 - Crane	60.00		
				Check# 28466 Total	60.00		
Structural Preservation Systems	28498	03/18/2026	649652-01	Construction Retention	44,800.00	614	CCSB Strengthening for Metrolink Improvements
					(2,240.00)	614	CCSB Strengthening for Metrolink Improvements
				Check# 28498 Total	42,560.00		
Tessco Inc.	28467	03/11/2026	9400552551	Networking Center Relocation Supplies	468.83		
				Check# 28467 Total	468.83		
The Gas Company	28536	03/25/2026	03581318007-0326	Utilities - Gas	336.55		
				Check# 28536 Total	336.55		
Tony's Tires	28537	03/25/2026	54439	Tire Unit 86	200.01		
				Check# 28537 Total	200.01		
	28569	04/01/2026	43037	Tire Unit 26	532.62		
			54490	Tire Repair Unit 53	25.00		
			54505	Tire Repair Unit 27	30.00		
			54536	Tire Repair Unit 53	25.00		
			54583	Tire Repair Unit 63	25.00		
				Check# 28569 Total	637.62		
Total Barricade Service, Inc.	28538	03/25/2026	68775	Traffic Plans	900.00		
			68789	Traffic Plans	1,500.00		
				Check# 28538 Total	2,400.00		
Tyler Technologies	28570	04/01/2026	CI100-00259584	Annual Timesheet Maintenance & Licenses	3,516.98		
				Check# 28570 Total	3,516.98		
U.S. Bank	28468	03/11/2026	8015441	2024 Series A Bond	3,200.00		
				Check# 28468 Total	3,200.00		
Uline Inc.	28499	03/18/2026	204503432	Safety Storage Cabinet	1,499.64		
				Check# 28499 Total	1,499.64		
	28571	04/01/2026	205654328	O&M Supervisor Furniture	2,114.77		
			205755830	Lab Supplies	141.45		
				Check# 28571 Total	2,256.22		

Payment Register

Payment Date 03/05/26 - 04/01/26

Vendor	Ck#	Pmt Date	Invoice #	Invoice Description	Invoice Amt	Proj #	Project Description
Underground Service Alert	28469	03/11/2026	220260174	DigAlert Services	194.90		
			25-262765	DigAlert Service Fees	91.12		
			Check# 28469 Total				286.02
United Water Conservation District	28500	03/18/2026	Prop1 Rd 1 Bal.	Prop 1 Round 1 Deposit Balance Return	9,395.50		
			Check# 28500 Total				9,395.50
USA TODAY Media Corp	28539	03/25/2026	7557723	Bid Advertisement	61.48	607	Somis Housing SMP Discharge Station
			Check# 28539 Total				61.48
USABlueBook	28470	03/11/2026	INV00975588	Lab Supplies	1,063.32		
			Check# 28470 Total				1,063.32
Ventura County Air Pollution	28572	04/01/2026	1057940	Permit Renewal Fac# 06270 - 2026-2027	770.00		
			Check# 28572 Total				770.00
Ventura County Sheriff's Office	28501	03/18/2026	4811265-0326A	Garnishment 56-2016-004811265-03/15/26	50.00		
			Check# 28501 Total				50.00
	28573	04/01/2026	4811265-0326B	Garnishment 56-2016-004811265-03/31/26	50.00		
Check# 28573 Total				50.00			
Verizon Wireless	28502	03/18/2026	6137664731	Signal Channels	9,645.21		
			Check# 28502 Total				9,645.21
WageWorks	28503	03/18/2026	INV8758399	2026-02 Flex Spending Program Admin Fees	260.00		
			Check# 28503 Total				260.00
Wells Fargo Business Card	28471	03/11/2026	2101-0226	Credit Card Charges - IT	1,708.35		
			Check# 28471 Total				1,708.35
	28472	03/11/2026	6574-0226	Credit Card Charges - O&M	7,655.01		
Check# 28472 Total				7,655.01			

Payment Register

Payment Date 03/05/26 - 04/01/26

Vendor	Ck#	Pmt Date	Invoice #	Invoice Description	Invoice Amt	Proj #	Project Description
Wells Fargo Business Card							
(continued)	28473	03/11/2026	6787-0226	Credit Card Charges - General Manager	3,331.01		
				Check# 28473 Total	3,331.01		
	28504	03/18/2026	1210-0226	Credit Card Charges - HRRM	816.16		
				Check# 28504 Total	816.16		
	28505	03/18/2026	2219-0226	Credit Card Charges - Engineering	388.16		
				Check# 28505 Total	388.16		
	28506	03/18/2026	3634-0226	Credit Card Charges - Water Resources	1,417.83		
				Check# 28506 Total	1,417.83		
	28507	03/18/2026	0544-0226	Credit Card Charges - Deputy GM	4,095.48		
				Check# 28507 Total	4,095.48		
	28508	03/18/2026	4919-0226	Credit Card Charges - External Affairs	5,390.98		
				Check# 28508 Total	5,390.98		
	28509	03/18/2026	8140-0226	Credit Card Charges - Clerk of the Board	2,254.76		
				Check# 28509 Total	2,254.76		
Western Propane Service							
	28474	03/11/2026	35091227	Propane	709.63		
			35168006	Propane Tank Annual Rental Fee	79.37		
				Check# 28474 Total	789.00		
Wildwood Boots							
	28540	03/25/2026	263	Safety Shoes	450.00		
				Check# 28540 Total	450.00		
Check Total					1,396,094.32		
A and B Electric Company, Inc.							
	3887	03/18/2026	96948	Meetings & Trainings	741.00		
			96949	Inspection & Consulting Services	9,532.50	587	Lake Bard Pump Station
			96950	Inspection & Consulting Services	1,705.00	591	Lake Sherwood Pump Station Rehabilitation
			96951	Inspection & Consulting Services	14,746.03	592	Lindero Pump Station Rehabilitation
			96952	Inspection & Consulting Services	310.00	607	Somis Housing SMP Discharge Station
			96953	Inspection & Consulting Services	5,841.28	620	Network Center Relo & Admin Storage Improvements
				EFT# 3887 Total	32,875.81		
Advanced Sanitation							
	3866	03/11/2026	17704	Septic Services - Wellfield	630.00		
				EFT# 3866 Total	630.00		

Payment Register

Payment Date 03/05/26 - 04/01/26

Vendor	Ck#	Pmt Date	Invoice #	Invoice Description	Invoice Amt	Proj #	Project Description			
Advanced Sanitation (continued)	3905	03/25/2026	17780	Septic Services - Wellfield	630.00					
			17842	Septic Services - Wellfield	630.00					
			EFT# 3905 Total				1,260.00			
Aspen Environmental Group	3867	03/11/2026	3595.001-25	Environmental Impact Report	1,193.25	569	Smith Rd. Tank			
					EFT# 3867 Total				1,193.25	
Bondy Groundwater Consulting	3888	03/18/2026	111-08	Groundwater Consulting	7,452.75					
					EFT# 3888 Total				7,452.75	
Burlington Safety Laboratory	3906	03/25/2026	106037	Electrical Glove Testing	1,357.40					
					EFT# 3906 Total				1,357.40	
Chandler Asset Management, Inc.	3913	04/01/2026	2602CMWD	Investment Mgmt Fees - Feb 2026	8,810.96					
					EFT# 3913 Total				8,810.96	
Employment Development Department (EDD)	3877	03/06/2026	2026-03-06	2026-03-06 Payroll Taxes	10.32					
					EFT# 3877 Total				10.32	
					3878	03/13/2026	2026-03-15	2026-03-15 Payroll Taxes	27,828.60	
EFT# 3878 Total				27,828.60						
Famcon Pipe and Supply	3907	03/25/2026	S100176553.001	Piping Supplies	24.13					
					EFT# 3907 Total				24.13	
Ferguson Enterprises, Inc. #794	3914	04/01/2026	6207785	Distribution Systems Supplies	43.13					
					EFT# 3914 Total				43.13	
Ferguson Waterworks	3915	04/01/2026	72945	Air Valves	6,778.20					
					EFT# 3915 Total				6,778.20	

Payment Register

Payment Date 03/05/26 - 04/01/26

Vendor	Ck#	Pmt Date	Invoice #	Invoice Description	Invoice Amt	Proj #	Project Description			
Fgl Environmental	3868	03/11/2026	600682B	Lab Services - SMP	(96.00)					
			600682C	Lab Services - SMP	80.00					
			600877B	Lab Services - SMP	(96.00)					
			600877C	Lab Services - SMP	80.00					
			602075A	Lab Services - LBWFP	148.00					
			602271A	Lab Services - SMP	80.00					
			602351A	Lab Services - Distribution System	380.00					
			602527A	Lab Services - Distribution System	44.00					
			602597A	Lab Services - Distribution System	44.00					
			602687A	Lab Services - Distribution System	166.00					
			602815A	Lab Services - Distribution System	113.00					
			602816A	Lab Services - SMP	80.00					
			602817A	Lab Services - Distribution System	278.00					
			602820A	Lab Services - Wellfield	98.00					
			602821A	Lab Services - Distribution System	98.00					
			603026A	Lab Services - LBWFP	57.00					
			EFT# 3868 Total					1,554.00		
				3908	03/25/2026	602688A	Lab Services - Wellfield	44.00		
						602690A	Lab Services - Wellfield	181.00		
						602818A	Lab Services - Wellfield	181.00		
602819A	Lab Services - Wellfield	44.00								
602823A	Lab Services - Wellfield	216.00								
602864A	Lab Services - Distribution Systems	256.00								
602907A	Lab Services - Wellfield	44.00								
602909A	Lab Services - Wellfield	143.00								
602910A	Lab Services - Wellfield	44.00								
602911A	Lab Services - Wellfield	44.00								
602913A	Lab Services - Wellfield	143.00								
602914A	Lab Services - Wellfield	320.00								
603024A	Lab Services - LBWFP	113.00								
603025A	Lab Services - LBWFP	181.00								
603170A	Lab Services - Wellfield	68.00								
603171A	Lab Services - Distribution Systems	356.00								
603172A	Lab Services - Wellfield	68.00								
603173A	Lab Services - Wellfield	68.00								
603174A	Lab Services - Wellfield	128.00								
603267A	Lab Services - SMP	80.00								
603269A	Lab Services - SMP	640.00								
603387A	Lab Services - Distribution Systems	278.00								
603584A	Lab Services - Distribution Systems	294.00								
604158A	Lab Services - SMP	80.00								
EFT# 3908 Total						4,014.00				

Payment Register

Payment Date 03/05/26 - 04/01/26

Vendor	Ck#	Pmt Date	Invoice #	Invoice Description	Invoice Amt	Proj #	Project Description
Fgl Environmental (continued)	3916	04/01/2026	600370A	Lab Services - Wellfield	593.00		
			600373A-A	Lab Services - Wellfield	593.00		
			600376A	Lab Services - Wellfield	593.00		
			600381A	Lab Services - Wellfield	593.00		
			603268A	Lab Services - SMP	68.00		
			603586A	Lab Services - Distribution Systems	143.00		
			604102A	Lab Services -Distribution System	380.00		
			EFT# 3916 Total	2,963.00			
Geotab USA, Inc.	3869	03/11/2026	IN476674	Vehicle Telematics/GPS Service	1,204.75		
				EFT# 3869 Total	1,204.75		
Grainger	3870	03/11/2026	9817522635	O&M Supplies	2,344.44		
			9818448368	Lab Supplies	53.72		
			9818701964	Cross Connection Supplies	69.58		
			EFT# 3870 Total	2,467.74			
	3889	03/18/2026	9804124700	Safety Supplies	873.74		
			9812409663	Safety Handrailing Sherwood PS Surge Tank	3,353.88		
			9819523227	PPE Supplies	624.88		
			9824504436	Safety Supplies	1,885.41		
			EFT# 3889 Total	6,737.91			
	3909	03/25/2026	9804124692	Safety Supplies	501.93		
			9833884233	Distribution Supplies	1,708.32		
			EFT# 3909 Total	2,210.25			
	3917	04/01/2026	9796148048	Safety Supplies	925.59		
			9796148055 CR	Safety Supplies - Credit	(929.59)		
			9850050973	Filter Building & Vehicle Supplies	527.48		
			9852739771	House 1 Repair Supplies	437.98		
			9853828813	Wellfield Supplies	87.33		
			EFT# 3917 Total	1,048.79			
Industrial Safety Products	3910	03/25/2026	INV-705491	Fall Protection Lifeline - Springville Reservoir	4,728.65		
				EFT# 3910 Total	4,728.65		
Internal Revenue Service (IRS)	3879	03/06/2026	2026-03-06	2026-03-06 Payroll Taxes	419.82		
				EFT# 3879 Total	419.82		
	3880	03/13/2026	2026-03-15	2026-03-15 Payroll Taxes	160,684.02		
				EFT# 3880 Total	160,684.02		

Payment Register

Payment Date 03/05/26 - 04/01/26

Vendor	Ck#	Pmt Date	Invoice #	Invoice Description	Invoice Amt	Proj #	Project Description	
J. J. Keller & Associates, Inc	3911	03/25/2026	9110973456	Safety Management Publications	345.00			
				EFT# 3911 Total	345.00			
Kennedy Jenks Consultants	3890	03/18/2026	186343	Engineering Consulting	12,406.25	592	Lindero Pump Station Rehabilitation	
				186344	Engineering Consulting	4,020.00	480	Conejo Pump Station Rehabilitation
				186345	Prop 1 Round 2 IRWM Grant Admin - Feb 2025	3,780.00		
				186346	Engineering Consulting	40,692.50	620	Network Center Relo & Admin Storage Improvements
				186347	Engineering Consulting	58,403.75	603	Crew Building Improvements
				186348	Engineering Consulting	2,185.00	621	LBWFP Buildings Roof Replacements
				186349	Engineering Consulting	5,723.75	587	Lake Bard Pump Station
EFT# 3890 Total	127,211.25							
Metropolitan Water District	3820	03/30/2026	12092	Water Payment - Jan 2026	8,306,489.81			
				EFT# 3820 Total	8,306,489.81			
Mission Square (ICMA)	3861	03/05/2026	304070-457-0226B	2026-02-28 Deferred Compensation	21,091.32			
				EFT# 3861 Total	21,091.32			
	3862	03/05/2026	803371-414-0226B	2026-02-28 Retirement Health Savings Plan	11,883.01			
				EFT# 3862 Total	11,883.01			
	3885	03/18/2026	304070-457-0326A	2026-03-15 Deferred Compensation	23,455.07			
EFT# 3885 Total				23,455.07				
3886	03/18/2026	803371-414-0326A	2026-03-15 Retirement Health Savings Plan	11,883.01				
			EFT# 3886 Total	11,883.01				
Mission Uniform Service	3871	03/11/2026	525570027	Mat/Towel Service	149.05			
				525611016	Mat/Towel Service	203.75		
	EFT# 3871 Total	352.80						
	3891	03/18/2026	525652274	Mat/Towel Service	179.28			
				EFT# 3891 Total	179.28			
3912	03/25/2026	525692578	Mat/Towel Service	191.25				
			EFT# 3912 Total	191.25				
3918	04/01/2026	525733912	Mat/Towel Service	144.05				
			EFT# 3918 Total	144.05				
Northern Digital, Inc.	3892	03/18/2026	58830	Control System Integration Services	14,340.00	592	Lindero Pump Station Rehabilitation	
				58832	New HMI Interface Configuration - TO Tank	2,640.00		
				EFT# 3892 Total	16,980.00			

Payment Register

Payment Date 03/05/26 - 04/01/26

Vendor	Ck#	Pmt Date	Invoice #	Invoice Description	Invoice Amt	Proj #	Project Description
Nyeland Acres Mutual Water Company	3893	03/18/2026	12B	Prop 1, Round 2 IRWM Grant Reimbursement	115,385.20		
				EFT# 3893 Total	115,385.20		
ODP Business Solutions, Inc.	3919	04/01/2026	40994077	Office Supplies	917.14		
				EFT# 3919 Total	917.14		
Paladin Risk Management Limited, LLC	3894	03/18/2026	18576	Quarterly Risk Management Services	2,550.00		
				EFT# 3894 Total	2,550.00		
Perliter & Ingalsbe	3895	03/18/2026	19017	Engineering Consulting	4,432.50	632	OSR2 Improvements
			19018	Engineering Consulting	43,223.75	536	SMP Phase 3
			19020	Engineering Consulting	4,295.00	590	TOD Pump Station Rehabilitation
			19021	Engineering Consulting	1,553.75	591	Lake Sherwood Pump Station Rehabilitation
			19024R	Engineering Consulting	22,885.00	562	Calleguas-Ventura Interconnection
				EFT# 3895 Total	76,390.00		
Pers Health	3881	03/10/2026	18214189	2026-03 Health Premium	4,286.65		
				EFT# 3881 Total	4,286.65		
Pers Retirement	3882	03/16/2026	2026-02-1	2026-02-1 Classic Contribution	56,503.60		
				EFT# 3882 Total	56,503.60		
	3883	03/16/2026	2026-02-1P	2026-02-1 PEPRA Contribution	34,986.58		
				EFT# 3883 Total	34,986.58		
	3901	03/20/2026	18135276	Social Security Admin Fees	300.00		
				EFT# 3901 Total	300.00		
	3902	03/20/2026	18195616	Payroll Admin Fees	800.00		
				EFT# 3902 Total	800.00		
	3903	03/20/2026	2026-02-2	2026-02-2 Classic Contribution	56,613.01		
				EFT# 3903 Total	56,613.01		
	3904	03/26/2026	2026-02-2P	2026-02-2 PEPRA Contribution	35,389.18		
				EFT# 3904 Total	35,389.18		
Phoenix Civil Engineering	3896	03/18/2026	25452	Engineering Consulting	772.50	614	CCSB Strengthening for Metrolink Improvements
			26021	Engineering Consulting	1,167.50	614	CCSB Strengthening for Metrolink Improvements
			26022	Engineering Consulting	4,602.48	450	LVMWD-CMWD Interconnection
				EFT# 3896 Total	6,542.48		

Payment Register

Payment Date 03/05/26 - 04/01/26

Vendor	Ck#	Pmt Date	Invoice #	Invoice Description	Invoice Amt	Proj #	Project Description
Pre Con Industries, Inc.	3897	03/18/2026	CW43-08	Construction	60,000.00	620	Network Center Relo & Admin Storage Improvements
				Retention	(3,000.00)	620	Network Center Relo & Admin Storage Improvements
				EFT# 3897 Total		57,000.00	
Price, Postel & Parma, LLP	3898	03/18/2026	228917 229648	Legal Services	2,067.47	562	Calleguas-Ventura Interconnection
				Legal Services	3,901.72	562	Calleguas-Ventura Interconnection
				Legal Services	127.50	631	Lake Bard Water Filtration Plant Secondary Access Road
				EFT# 3898 Total		6,096.69	
SatCom Global Inc.	3899	03/18/2026	AI03260034	Satellite Phone	57.75		
				EFT# 3899 Total		57.75	
Secorp Industries	3900	03/18/2026	I0098547	Monthly SCBA Inspection - Feb 2026	620.00		
				EFT# 3900 Total		620.00	
Spectrum/Charter Communications	3872	03/11/2026	187756501030126 245096501030126 249852101030126 250103501030126 250483101030126	Signal Channels 187756501	1,050.00		
				Signal Channels 245096501	109.98		
				Signal Channels 249852101	109.99		
				Signal Channels 250103501	84.99		
				Signal Channels 250483101	84.99		
				EFT# 3872 Total		1,439.95	
ThirdRail	3873	03/11/2026	18889	Outreach Materials - Notebooks	1,096.16		
				EFT# 3873 Total		1,096.16	
Water Systems Consulting, Inc.	3874	03/11/2026	12229	Urban Water Mgmt Plan - Jan 2025	8,093.75		
				EFT# 3874 Total		8,093.75	
Wendelstein Law Group PC	3875	03/11/2026	W 1247-0226	Legal Services	549.00	450	LVMWD-CMWD Interconnection
				Legal Services	152.50	569	Smith Rd. Tank
				Legal Services	122.00	613	Wellfield No. 2 Solar System
				Legal Services	19,935.00		
				EFT# 3875 Total		20,758.50	
	3920	04/01/2026	W 1247-0326	Legal Services	152.50	450	LVMWD-CMWD Interconnection
				Legal Services	732.00	536	SMP Phase 3
				Legal Services	152.50	569	Smith Rd. Tank
				Legal Services	16,275.00		
			W 1260-0326	Legal Services	396.50	587	Lake Bard Pump Station
				Legal Services	823.50	607	Somis Housing SMP Discharge Station
				Legal Services	3,873.50	613	Wellfield No. 2 Solar System
				EFT# 3920 Total		22,405.50	

Payment Register

Payment Date 03/05/26 - 04/01/26

Vendor	Ck#	Pmt Date	Invoice #	Invoice Description	Invoice Amt	Proj #	Project Description
Willdan Financial Services	3921	04/01/2026	010-65457	Standby Charges Jan-Mar 2026	2,171.72		
				EFT# 3921 Total	2,171.72		
				EFT Total	9,306,907.19		
				Grand Total	10,703,001.51		

Payment Register
CMWD as Fiscal Agent for TMDL Parties
03/05/2026 - 04/01/2026

TMDL Operating Cash Account

Total Checks and Electronic Fund Transfers Issued: **\$ 154,501.76**

Cash in TMDL Bank Account **\$1,003,310.29**

Calleguas MWD as Fiscal Agent for TMDL Parties
Payment Register
Payment Date 03/05/26 - 04/01/26

Vendor	Ck#	Pmt Date	Invoice #	Invoice Description	Invoice Amt	Proj #	Project Description
Calleguas Municipal Water District	533	03/18/2026	2026-00000008	TMDL - Feb 2026	805.00		
				Check# 533 Total	805.00		
Larry Walker Associates	534	03/18/2026	617.18-47	Salt and Nutrient Mgmt Plan Development	16,316.50		
			617.51-6	Regulatory Tracking and as Needed Support	5,175.00		
			617.52-7	TMDL Program Management & Reporting	433.50		
			617.53-7	TMDL Monitoring & Data Management	17,432.16		
			617.59-7	TMDL Meeting Attendance and Contract Admin	11,407.85		
			617.60-6	Salts Averaging Period or Site Object Develop.	7,610.50		
			617.61-6	Bacteria Seasonal Suspension Analysis	304.00		
			617.62-6	Metals TMDL Revision	12,606.50		
			617.63-6	Regional Project Coordination Support	2,162.00		
				Check# 534 Total	73,448.01		
	536	04/01/2026	617.18-48	Salt and Nutrient Mgmt Plan Development	22,701.00		
			617.51-7	Regulatory Tracking and As-Needed Support	4,161.50		
			617.52-8	TMDL Program Management & Reporting	3,203.50		
			617.53-8	TMDL Monitoring & Data Management	10,876.58		
			617.54-8	Salts TMDL Monitoring Program	15,017.67		
			617.59-8	TMDL Meeting Attendance and Contract Admin	1,258.50		
			617.60-7	Salts Averaging Period or Site Object Develop.	10,938.50		
			617.61-7	Bacteria Seasonal Suspension Analysis	4,027.00		
			617.63-7	Regional Project Coordination Support	320.50		
				Check# 536 Total	72,504.75		
R.A. Atmore & Sons, Inc.	535	03/18/2026	119587	TMDL Trash Removal 01/08/26	1,936.00		
			119590	TMDL Trash Removal 01/23/26	1,936.00		
				Check# 535 Total	3,872.00		
	537	04/01/2026	119639	TMDL Trash Removal 02/12/26	1,936.00		
			119669	TMDL Trash Removal 02/26/26	1,936.00		
				Check# 537 Total	3,872.00		
				Check Total	154,501.76		
				Grand Total	154,501.76		



RAUL AVILA, PRESIDENT
DIVISION 1

REDDY PAKALA, SECRETARY
DIVISION 3

SCOTT H. QUADY, DIRECTOR
DIVISION 2

THIBAUT ROBERT, VICE PRESIDENT
DIVISION 4

JACQUELYN McMILLAN, TREASURER
DIVISION 5

KRISTINE McCAFFREY
GENERAL MANAGER

2100 OLSEN ROAD, THOUSAND OAKS, CA 91360 • (805) 526-9323 • CALLEGUAS.COM

BOARD MEMORANDUM

Date: April 15, 2026

To: Board of Directors

From: Tricia Ferguson, Manager of Human Resources and Risk Management

Subject: Item 6.C – Approve Purchase of Portable Motorola Radios for \$212,456 for Operational and Auxiliary Communications for Use in Accordance with the Ventura County Regional Radio System

Objective: Ensure infrastructure reliability and implement a comprehensive and system-wide approach to emergency preparedness by providing a reliable communications method that is functional during emergencies.

Recommended Action: Approve the purchase of portable Motorola radios for \$212,456 for operational and auxiliary communications for use in accordance with the Ventura County Regional Radio System.

Budget Impact: The Fiscal Year 2025-26 budget included funding for radios, associated equipment and accessories, and operational costs for the first year.

Discussion:

Calleguas has an existing two-way radio system that can be utilized to communicate between several District vehicles and various facilities, including the Control Room. It relies on a radio tower located on the headquarters property near Lake Bard; this system was installed in the late 1980s and has spotty coverage across the District's service area. Various radio components are obsolete and becoming increasingly difficult to maintain or replace.

To provide an additional method of internal and interagency communications during day-to-day operations, as well as a reliable backup method during emergencies or cellular network communication outages, staff recommends purchasing portable Motorola radios to be used in accordance with the Ventura County Regional Radio System and phasing out the District's radio system. The regional system is operated and maintained by the County of Ventura and includes participation from several local cities, law enforcement agencies, and public safety agencies in

the county. It is highly reliable and provides better coverage across the Calleguas service area. Additionally, participating in the system is more cost effective and less labor intensive long-term than Calleguas continuing to maintain its own system.

The purchase of five Motorola APX N70 radios and forty-five Motorola APX N30 radios complies with the District's Procurement Policy by using a cooperative and competitively-bid purchasing arrangement (Sourcewell), which is more efficient than Calleguas bidding the radios on its own. The initial purchase of 50 total radios provides sufficient coverage for critical facilities, management, and field staff, and allows staff to tactically deploy radios for day-to-day operations and during emergencies. Additional radios can be procured and implemented to address future requirements as needed.

The Board authorized the General Manager to enter into the Use Agreement with the County of Ventura at the Board Meeting on July 16, 2025. Since then, staff have successfully tested the regional system network across the District's service area using loaner radios from the County of Ventura.



RAUL AVILA, PRESIDENT
DIVISION 1

REDDY PAKALA, SECRETARY
DIVISION 3

SCOTT H. QUADY, DIRECTOR
DIVISION 2

THIBAUT ROBERT, VICE PRESIDENT
DIVISION 4

JACQUELYN McMILLAN, TREASURER
DIVISION 5

KRISTINE McCAFFREY
GENERAL MANAGER

2100 OLSEN ROAD, THOUSAND OAKS, CA 91360 • (805) 526-9323 • CALLEGUAS.COM

BOARD MEMORANDUM

Date: April 15, 2026

To: Board of Directors

From: Tricia Ferguson, Manager of Human Resources and Risk Management

Subject: Item 8.A – Discussion Regarding the Approval of a Health Reimbursement Arrangement for the Board of Directors and Establishment of an Annual District Contribution

Objective: In accordance with Board direction, implement a District-funded Health Reimbursement Arrangement (HRA) option for Directors medical benefits and establish the annual District contribution amount

Recommended Action: Provide direction about whether to authorize the General Manager to execute the plan documents, including an agreement with Keenan & Associates to establish an HRA option for Directors that are non-Medicare eligible and determine the fixed annual District contribution amount.

Budget Impact: The cost to the District will be determined once an annual contribution amount is established.

Discussion:

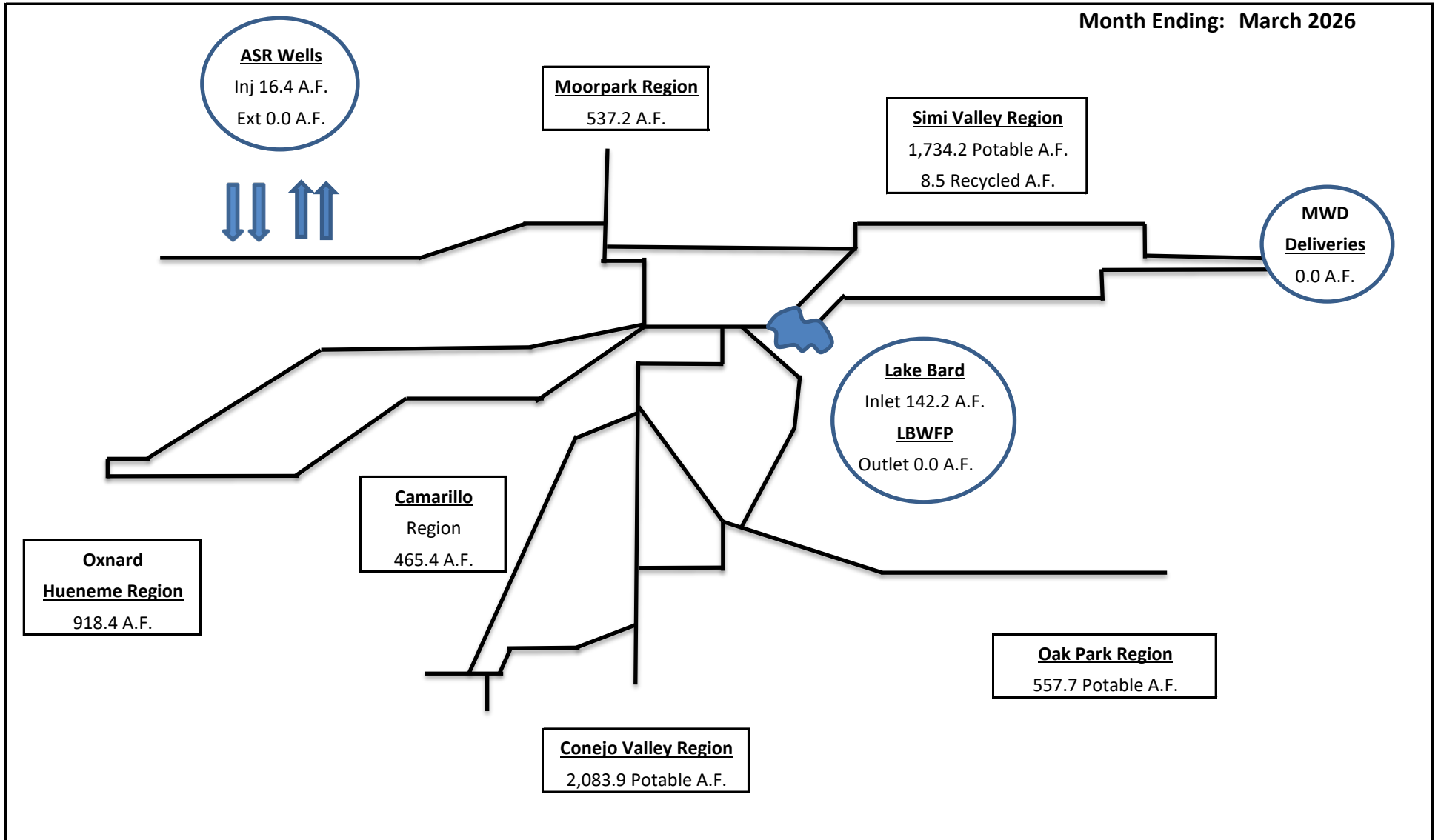
In accordance with previous Board direction, staff has completed an evaluation of HRA program options and has selected Keenan & Associates as a qualified third-party administrator to manage plan operations, including compliance, claims processing, and customer support. The Agreement and plan documents have been reviewed by District's special counsel (Sesser Law) and District Counsel (Wendelstein Law Group) and are ready for implementation.

Board direction is needed to establish the annual District contribution amount to fund the HRA for eligible Directors. This contribution level serves as the foundation for the program and can be revisited periodically. If approved, the HRA would be implemented retroactively to January 1, 2026, ensuring eligible expenses incurred on or after that date may be reimbursed in accordance with plan provisions.

Additionally, it has been determined by special legal counsel that Medicare-eligible Directors are not eligible to participate in the HRA program as it violates Medicare Secondary Payer rules. As a result, District-provided medical benefits through CalPERS remain the only District funded option for Medicare-eligible Directors. Directors maintain the option to waive District medical coverage options and procure medical coverage on their own.

**Calleguas Municipal Water District
Water Use and Sales
System Usage by Region**

Month Ending: March 2026



Current Fiscal Year to Date:

54,508.1	A.F. Potable
85.1	A.F. Recycled
660.4	A.F. SMP Brine
-	A.F. SMP Non-Brine

As of Fiscal Year 03/31/25

56,535.5	A.F. Potable
68.7	A.F. Recycled
493.8	A.F. SMP Brine
-	A.F. SMP Non-Brine

As of Fiscal Year 03/31/24

48,537.1	A.F. Potable
45.7	A.F. Recycled
584.4	A.F. SMP Brine
-	A.F. SMP Non-Brine

**Calleguas Municipal Water District
Revenues from Water Sales
For the Month of March 2026**

Organization	Water Use Acre Feet	Water Sales	RTS, CRC, Penalties & Pumping Charges	Billing Amount
---------------------	--------------------------------	--------------------	--	-----------------------

Potable Water

Berylwood Heights Mutual Water Co.	-	\$ -	\$ 150.00	\$ 150.00
Brandeis Mutual Water Co.	8.4	17,244.49	1,148.00	18,392.49
Butler Ranch	-	-	150.00	150.00
California American Water Co	1,092.9	2,249,108.54	240,235.00	2,489,343.54
Camarillo, City of	211.3	434,908.65	65,272.00	500,180.65
Camrosa Water District	248.0	510,383.43	86,925.00	597,308.43
Crestview Mutual Water Co.	-	-	1,707.00	1,707.00
Ventura Co WWD #38	138.6	285,217.96	22,872.21	308,090.17
Solano Verde Mutual Water	17.9	36,941.01	5,449.00	42,390.01
Triunfo Water & Sanitation District	150.1	308,810.03	57,685.57	366,495.60
Oxnard, City of	918.4	1,890,090.63	156,875.00	2,046,965.63
Pleasant Valley Mutual Water Co.	6.1	12,628.64	9,380.00	22,008.64
California Water Service Co.	491.7	1,011,897.25	172,355.57	1,184,252.82
Simi Valley, City of	1,367.4	2,814,050.43	320,861.24	3,134,911.67
Golden State Water	358.4	737,667.38	87,378.00	825,045.38
Thousand Oaks, City of	750.4	1,544,340.96	162,964.00	1,707,304.96
Ventura Co WWD #1	535.0	1,100,990.55	154,822.34	1,255,812.89
Ventura Co WWD #19	2.2	4,606.40	3,278.00	7,884.40
Potable Total	6,296.8	\$ 12,958,886.35	\$ 1,549,507.93	\$ 14,508,394.28

Potable 2025	4,374.2
Potable 2024	3,498.6

Organization	Water Use Acre Feet	Water Sales	Pumping Charges	Billing Amount
---------------------	--------------------------------	--------------------	------------------------	-----------------------

Recycled Water

Simi Valley, City of (Rec)	8.5	13,876.31	-	13,876.31
Recycled Sales Total	8.5	\$ 13,876.31	\$ -	\$ 13,876.31

Recycled 2025	7.8
Recycled 2024	1.2

**Calleguas Municipal Water District
Revenues from Other Water Sales & SMP
For the Month of March 2026**

Organization	Water Use Acre Feet	Water Sales	RTS, CRC, Penalties & Pumping Charges	Billing Amount
--------------	------------------------	-------------	--	----------------

Construction/Other Water Sales

MMC		\$	\$	\$
		\$	\$	\$
		\$ -	\$ -	\$ -
		\$ -	\$ -	\$ -
Construction/Other Water Sales Total	-	\$ -	\$ -	\$ -

Organization	Discharge Acre Feet	Water Sales	Const Replacement, Maint Fee & Penalties	Billing Amount
--------------	------------------------	-------------	---	----------------

SMP Brine Discharge

Camrosa	12.5	\$ 10,128.08	\$ 1,670.62	\$ 11,798.70
Oxnard		\$ -	\$ -	\$ -
Camarillo	64.3	\$ 52,326.58	\$ 297.44	\$ 52,624.02
		\$ -	\$ -	\$ -
		\$ -	\$ -	\$ -
		\$ -	\$ -	\$ -
Total SMP Discharge	76.8	\$ 62,454.66	\$ 1,968.06	\$ 64,422.72

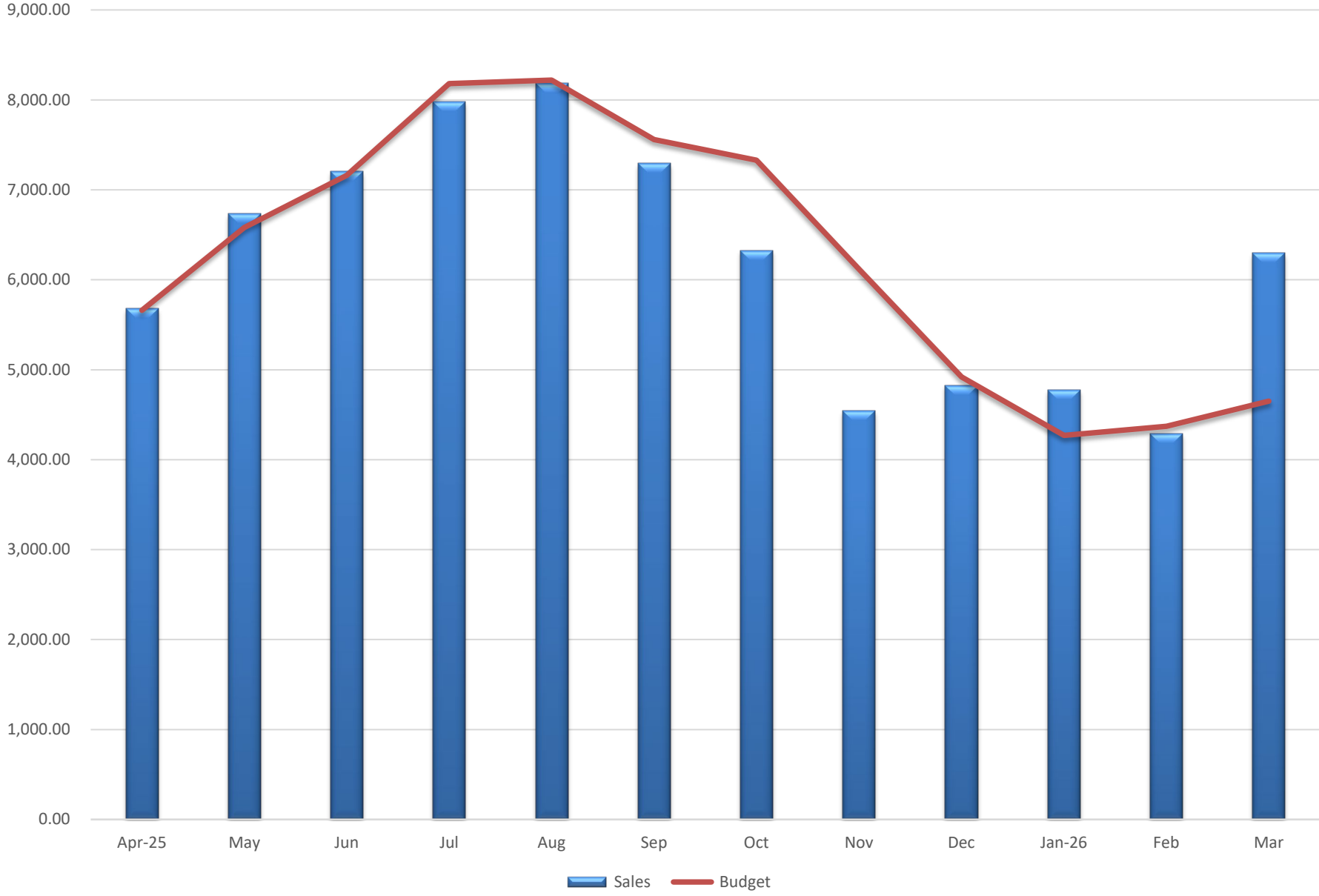
SMP Brine 2025

SMP Non-Brine Discharge

Camrosa		\$ -	\$ -	\$ -
Oxnard		\$ -	\$ -	\$ -
Camarillo		\$ -	\$ -	\$ -
		\$ -	\$ -	\$ -
		\$ -	\$ -	\$ -
		\$ -	\$ -	\$ -
Total SMP Discharge	-	\$ -	\$ -	\$ -

SMP Non-Brine 2025

Sales vs Budget Last 12 Months



**Calleguas Municipal Water District
Record Of Hydro-Power Generation
Revenue Summary
Fiscal Year 2025-26**

February 1, 2026 to February 28, 2026

Hours Possible Generating:	3,360
Hours On Line - Generating:	496
Hours Off Line - Flow Conditions:	2,193
Hours Off Line - Maintenance:	672
Hours Off Line - Power Loss:	0

Monthly Revenue - FY 2025-26

July - 2025	\$ 108,137.78
August	105,407.11
September	100,639.16
October	56,495.43
November	24,540.03
December	12,348.65
January - 2026	13,772.46
February	11,732.73
March	
April	
May	
June	
2025-26 Totals	\$ 433,073.35

Monthly Revenue - FY 2024-25

July - 2024	\$ 88,483.41
August	101,178.63
September	102,449.06
October	55,718.05
November	32,976.98
December	17,347.75
January - 2025	79.55
February	8,987.04
March	
April	
May	
June	
2024-25 Totals	\$ 407,220.47

FY 2025-26 Budget 600,000.00

ANNUAL REVENUE

2024-25 FY Total	620,391.36
2023-24 FY Total	536,769.42
2022-23 FY Total	169,954.19

**Calleguas Municipal Water District
Record Of Hydro-Power Generation
Conejo Pump Station
Fiscal Year 2025-26**

February 1, 2026 to February 28, 2026

Hours Possible Generating:	672
Hours On Line - Generating:	128
Hours Off Line - Flow Conditions:	544
Hours Off Line - Maintenance:	0
Hours Off Line - Power Loss:	0

Monthly Revenue - FY 2025-26	Estimated Monthly Cost Savings - FY 2025-26	Monthly Revenue - FY 2024-25
July - 2025	\$ 79.31	July - 2024 \$ 143.69
August	355.14	August 0.00
September	531.70	September 856.18
October	0.00	October 39.55
November	194.35	November 37.33
December	0.00	December 1,120.17
January - 2026	555.98	January - 2025 (237.41)
February	745.80	February 3.66
March	_____	March _____
April	_____	April _____
May	_____	May _____
June	_____	June _____
2025-26 Totals \$ 2,462.28	2025-26 Total \$ 7,414.00	2024-25 Totals \$ 1,963.17

ESTIMATED COST SAVINGS	ANNUAL REVENUE
2024-25 FY Total \$ 12,393.00	2024-25 FY Total \$ 3,010.74
2023-24 FY Total \$ 22,805.00	2023-24 FY Total \$ 11,203.56
2022-23 FY Total \$ 1,148.00	2022-23 FY Total \$ 892.36

**Calleguas Municipal Water District
Record Of Hydro-Power Generation
East Portal
Fiscal Year 2025-26**

February 1, 2026 to February 28, 2026

Hours Possible Generating:	672
Hours On Line - Generating:	0
Hours Off Line - Flow Conditions:	0
Hours Off Line - Maintenance:	672
Hours Off Line - Power Loss:	0

Monthly Revenue - FY 2025-26

July - 2025	\$ 92,822.78
August	90,170.98
September	82,850.17
October	43,787.44
November	16,457.50
December	7,231.39
January - 2026	4,943.64
February	4,619.05
March	_____
April	_____
May	_____
June	_____
2025-26 Totals	\$ 342,882.95

Monthly Revenue - FY 2024-25

July - 2024	\$ 79,041.52
August	91,258.11
September	86,348.07
October	47,142.10
November	25,678.01
December	8,965.93
January - 2025	6.39
February	6,443.63
March	_____
April	_____
May	_____
June	_____
2024-25 Totals	\$ 344,883.76

ANNUAL REVENUE

2024-25 FY Total	\$ 512,183.29
2023-24 FY Total	\$ 443,619.23
2022-23 FY Total	\$ 129,365.25

**Calleguas Municipal Water District
Record Of Hydro-Power Generation
Santa Rosa
Fiscal Year 2025-26**

February 1, 2026 to February 28, 2026

Hours Possible Generating:	672
Hours On Line - Generating:	64
Hours Off Line - Flow Conditions:	608
Hours Off Line - Maintenance:	0
Hours Off Line - Power Loss:	0

Monthly Revenue - FY 2025-26

July - 2025	\$ 628.19
August	2,432.13
September	2,272.68
October	1,417.23
November	0.00
December	188.72
January - 2026	726.95
February	783.46
March	
April	
May	
June	
2025-26 Totals	\$ 8,449.36

Monthly Revenue - FY 2024-25

July - 2024	\$ 434.86
August	455.17
September	2,027.72
October	0.00
November	945.53
December	763.89
January - 2025	106.31
February	128.70
March	
April	
May	
June	
2024-25 Totals	\$ 4,862.18

ANNUAL REVENUE	
2024-25 FY Total	\$ 7,763.93
2023-24 FY Total	\$ 11,157.63
2022-23 FY Total	\$ 2,348.70

**Calleguas Municipal Water District
Record Of Hydro-Power Generation
Springville
Fiscal Year 2025-26**

February 1, 2026 to February 28, 2026

Hours Possible Generating:	672
Hours On Line - Generating:	84
Hours Off Line - Flow Conditions:	588
Hours Off Line - Maintenance:	0
Hours Off Line - Power Loss:	0

Monthly Revenue - FY 2025-26		Revenues	Fees	Monthly Revenue - FY 2024-25	
July - 2025	\$ 7,627.44	\$ 7,878.08	\$ (250.64)	July - 2024	\$ (273.60)
August	8,161.88	8,252.26	(90.38)	August	0.00
September	9,422.00	9,457.00	(35.00)	September	7,535.17
October	5,490.90	5,583.38	(92.48)	October	4,717.59
November	591.81	768.11	(176.30)	November	4,295.95
December	2,341.67	2,596.56	(254.89)	December	2,641.05
January - 2026	4,749.05	5,047.79	(298.74)	January - 2025	(316.34)
February	2,492.01	2,671.23	(179.22)	February	986.19
March				March	
April				April	
May				May	
June				June	
2025-26 Totals	\$ 40,876.76	\$ 42,254.41	\$ (1,377.65)	2024-25 Totals	\$ 19,586.01

ANNUAL REVENUE	
2024-25 FY Total	\$ 43,067.06
2023-24 FY Total	\$ (7,589.37)
2022-23 FY Total	\$ 9,545.98

**Calleguas Municipal Water District
Record Of Hydro-Power Generation
Grandsen Pump Station
Fiscal Year 2025-26**

February 1, 2026 to February 28, 2026

Hours Possible Generating:	672
Hours On Line - Generating:	220
Hours Off Line - Flow Conditions:	453
Hours Off Line - Maintenance:	0
Hours Off Line - Power Loss:	0

Monthly Revenue - FY 2025-26

July - 2025	\$ 6,980.06
August	4,286.98
September	5,562.61
October	5,799.86
November	7,296.37
December	2,586.87
January - 2026	2,796.84
February	3,092.41
March	
April	
May	
June	
2025-26 Total	\$ 38,402.00

Monthly Revenue - FY 2024-25

July - 2025	\$ 9,136.94
August	9,465.35
September	5,681.92
October	3,818.81
November	2,020.16
December	3,856.71
January - 2026	520.60
February	1,424.86
March	
April	
May	
June	
2024-25 Totals	\$ 35,925.35

ANNUAL REVENUE

2024-25 FY Total	\$ 54,366.34
2023-24 FY Total	\$ 78,378.37
2022-23 FY Total	\$ 27,801.90

Calleguas Municipal Water District Cash & Investment Summary March 31, 2026

Account	Balance	Interest Rate
<u>Pooled Investment Accounts</u>		
LAIF	\$ 10,107,352.28	3.83%
Ventura County Pool	132.58	3.94%
Total Pooled Investments	\$ 10,107,484.86	
<u>Other Investments</u>		
Chandler Asset Management (US Bank)	\$ 174,105,272.93	3.99%
<u>Restricted Investments</u>		
US Bank - 2008 Series A	22,996.56	
US Bank - 2021 Payment Fund	589.56	
US Bank - 2016 Series A Payment Acct	0.84	
US Bank - 2024 Series A Payment Acct	2,318.62	
Total Restricted Investments	\$ 25,905.58	
Total - All Investments	\$ 184,238,663.37	
Cash Balance	8,516,717.00	
Total Cash and Investments	\$ 192,755,380.37	

Pooled Investment Summary

<u>Ventura County Pool</u>	
Balance as of February 28, 2026	\$ 66.29
Current Month Activity:	
Interest Paid	66.29
Transfer to/From General Fund Checking	-
Balance on Hand as of March 31, 2026	<u>\$ 132.58</u>

<u>Local Agency Investment Fund (LAIF)</u>	
Balance as of February 28, 2026	\$ 10,107,352.28
Current Month Activity:	
Interest Paid	-
Transfer to/from General Fund Checking	-
Balance on Hand as of March 31, 2026	<u>\$ 10,107,352.28</u>

All investments are in conformity with the Investment Policy of Calleguas Municipal Water District.
The cash & investments provide sufficient cash flow liquidity to meet all the estimated expenditures for the next six months.

**Calleguas Municipal Water District
Investment Listing
3/31/2026**

CUSIP	Issuer	Amount	Coupon Rate	Maturity Date	Cost	Book Value	Market Value	Accrued Balance	S&P Rating	Market YTM	Purchase YTM	Duration	Security Type
05592XAD2	BMW Vehicle Owner	96,837.15	5.47	2/25/2028	96,819.99	96,830.06	97,329.18	88.28	AAA	4.010	5.474	0.334	ABS
096924AD7	BMW Vehicle Owner	1,045,000.00	4.56	9/25/2029	1,044,897.07	1,044,922.28	1,050,588.66	794.20	AAA	4.096	4.562	1.052	ABS
161571HT4	Chase Issuance Trust	1,885,000.00	5.16	9/15/2028	1,884,477.48	1,884,743.17	1,895,226.13	4,322.93	AAA	3.989	5.266	0.441	ABS
362962AD4	GM Financial Auto	745,000.00	4.58	5/22/2028	744,987.63	744,991.12	748,535.77	1,042.59	AAA	4.109	4.839	0.919	ABS
36271VAD9	GM Financial Auto	665,000.00	4.66	2/21/2028	664,921.53	664,950.89	667,754.43	946.89	AAA	4.130	4.664	0.718	ABS
362549AD9	GM Financial	390,000.00	4.28	4/16/2030	389,942.59	389,952.87	390,723.45	695.50	AAA	4.174	4.712	1.282	ABS
43813YAC6	Honda Auto	1,007,499.86	4.57	3/21/2029	1,007,341.58	1,007,397.21	1,011,094.62	1,278.97	NA	4.128	4.658	0.722	ABS
438123AC5	Honda Auto	323,950.97	5.67	6/21/2028	323,893.92	323,923.51	326,766.43	510.22	NA	4.230	5.744	0.545	ABS
43815JAC7	Honda Auto	48,346.59	5.04	4/21/2027	48,337.61	48,344.31	48,403.06	67.69	NA	4.122	5.089	0.121	ABS
44935DAD1	Hyundai Auto Lease	510,000.00	4.53	4/17/2028	509,953.95	509,968.24	511,985.94	1,026.80	AAA	4.198	4.533	1.036	ABS
44935CAD3	Hyundai Auto	975,000.00	4.32	10/15/2029	974,856.19	974,889.19	977,279.55	1,872.00	AAA	4.173	4.844	1.251	ABS
44934QAD3	Hyundai Auto	470,000.00	4.84	3/15/2029	469,929.08	469,954.86	472,751.85	1,011.02	AAA	4.132	5.447	0.772	ABS
448979AD6	Hyundai Auto	20,726.53	4.58	4/15/2027	20,724.51	20,726.01	20,729.64	42.19	AAA	4.226	5.139	0.038	ABS
47800BAC2	John Deere Owner	140,040.15	5.09	6/15/2027	140,029.29	140,037.39	140,168.43	316.80	NA	4.388	5.147	0.090	ABS
47800DAD6	John Deere Owner	770,000.00	4.23	9/17/2029	769,951.57	769,962.89	772,151.38	1,447.60	NA	4.081	5.086	1.493	ABS
58768YAD7	Mercedes-Benz Auto	815,000.00	4.61	4/16/2029	814,922.60	814,922.60	820,903.86	1,669.84	AAA	4.208	4.660	1.614	ABS
58768PAC8	Mercedes-Benz Auto	160,803.25	5.21	8/16/2027	160,771.45	160,794.16	161,020.34	372.35	AAA	4.271	5.275	0.136	ABS
89240JAD3	Toyota Auto	950,000.00	4.64	8/15/2029	949,961.91	949,971.72	956,140.80	1,959.11	NA	4.101	4.687	1.104	ABS
89240NAD4	Toyota Lease Owner	1,075,000.00	3.96	11/20/2028	1,074,807.58	1,074,840.09	1,069,843.23	1,300.75	NA	4.290	3.966	1.613	ABS
89239NAD7	Toyota Lease Owner	1,045,000.00	4.75	2/22/2028	1,044,986.31	1,044,991.32	1,050,206.19	1,516.70	AAA	4.065	4.750	0.679	ABS
92348KDY6	Verizon Master Trust	1,205,000.00	4.51	3/20/2030	1,204,948.19	1,204,958.64	1,210,383.94	1,660.56	NA	4.308	4.514	0.930	ABS
92970QAE5	WF Card Issuance	930,000.00	4.29	10/15/2029	929,861.80	929,901.66	933,806.49	1,773.20	AAA	4.049	4.293	1.460	ABS
3133EPDJ1	Farm Credit System	3,600,000.00	4.375	9/15/2027	3,668,976.00	3,622,498.61	3,628,659.60	7,000.00	AA+	3.806	3.903	1.397	Agency
3133EPQC2	Farm Credit System	1,750,000.00	4.625	7/17/2026	1,749,160.00	1,749,917.16	1,754,156.25	16,637.15	AA+	3.774	4.642	0.291	Agency
3133EP7C3	Farm Credit System	4,200,000.00	4.625	4/11/2026	4,169,928.00	4,200,000.00	4,200,000.00	97,125.00	AA+	4.625	5.019	0.088	Agency
3133EPBM6	Farm Credit System	3,500,000.00	4.125	8/23/2027	3,468,430.00	3,490,189.79	3,517,290.00	15,239.58	AA+	3.756	4.348	1.339	Agency
3133EPUN3	Farm Credit System	3,000,000.00	4.5	8/28/2028	3,022,140.00	3,010,681.58	3,040,188.00	12,375.00	AA+	3.910	4.319	2.257	Agency
3133ENV72	Farm Credit System	3,100,000.00	4.5	7/27/2026	3,099,845.00	3,099,986.71	3,107,275.70	24,800.00	AA+	3.733	4.501	0.318	Agency
3130AXQK7	Federal Home Loan	3,000,000.00	4.75	12/8/2028	3,090,990.00	3,050,367.63	3,068,625.00	44,729.17	AA+	3.844	4.053	2.472	Agency
3130ATS57	Federal Home Loan	3,600,000.00	4.5	3/10/2028	3,697,488.00	3,638,229.53	3,643,671.60	9,450.00	AA+	3.845	3.892	1.842	Agency
3130AUS4	Federal Home Loan	3,500,000.00	4.25	12/10/2027	3,576,580.00	3,526,677.81	3,524,888.50	45,864.58	AA+	3.809	3.751	1.600	Agency
3130B1BC0	Federal Home Loan	3,000,000.00	4.625	6/8/2029	3,068,460.00	3,044,944.97	3,068,202.00	43,552.08	AA+	3.858	4.099	2.905	Agency
3130AEB25	Federal Home Loan	4,000,000.00	3.25	6/9/2028	3,858,720.00	3,937,452.13	3,958,524.00	40,444.44	AA+	3.746	4.045	2.071	Agency
3134GW4C7	Federal Home Loan	3,000,000.00	0.8	10/27/2026	2,614,500.00	2,945,890.19	2,949,573.00	10,266.67	AA+	3.797	4.237	0.560	Agency
3137FPJG1	Federal Home Loan	1,000,000.00	2.595	9/25/2029	935,195.31	947,372.52	951,457.00	2,162.50	AA+	4.116	4.293	3.173	Agency
3137BVZ82	Federal Home Loan	3,269,092.27	3.43	1/25/2027	3,220,822.08	3,246,244.93	3,251,769.35	9,344.16	AA+	3.922	4.323	0.648	Agency
3137FX3Q9	Federal Home Loan	1,650,000.00	1.406	8/25/2030	1,460,250.00	1,479,912.66	1,468,660.05	1,933.25	AA+	4.197	4.054	4.112	Agency
3137FQXJ7	Federal Home Loan	1,000,000.00	2.525	10/25/2026	958,398.44	994,917.83	992,455.00	2,104.17	AA+	3.937	3.611	0.420	Agency
3137FHPJ6	Federal Home Loan	1,100,000.00	3.926	7/25/2028	1,086,121.10	1,089,777.37	1,094,271.20	3,598.83	AA+	4.079	4.313	2.159	Agency
3137FK4M5	Federal Home Loan	1,750,000.00	4.06	10/25/2028	1,754,169.92	1,753,721.98	1,745,733.50	5,920.83	AA+	4.083	4.901	2.361	Agency
3137FJZ93	Federal Home Loan	1,616,645.00	3.78	10/25/2028	1,586,585.51	1,593,901.31	1,602,266.56	5,092.43	AA+	4.083	4.341	2.349	Agency
3137FMTY8	Federal Home Loan	2,000,000.00	2.903	6/25/2029	1,935,703.13	1,941,377.87	1,927,358.00	4,838.33	AA+	4.102	3.868	2.957	Agency
CCYUSD	Cash	6,702.79	0	3/31/2026	6,702.79	6,702.79	6,702.79	0.00	AAA	---	---	0.000	Cash
002824BR0	Abbott Laboratories	1,250,000.00	3.7	3/9/2029	1,238,012.50	1,238,166.89	1,235,132.50	2,826.39	A+	4.133	4.045	2.748	Corporate
02079KAV9	Alphabet Inc.	1,250,000.00	3.875	11/15/2028	1,253,775.00	1,253,283.22	1,245,948.75	19,509.55	AA+	4.005	3.765	2.432	Corporate
025816EJ4	American Express	1,250,000.00	4.351	7/20/2029	1,261,325.00	1,259,572.19	1,249,107.50	10,726.42	A-	4.405	3.995	2.151	Corporate
06051GGA1	Bank of America	1,700,000.00	3.248	10/21/2027	1,626,373.00	1,664,468.87	1,677,073.80	24,540.44	A-	4.151	4.711	1.477	Corporate
06406RCG0	BNY Mellon Corp	1,205,000.00	4.026	1/22/2030	1,205,295.20	1,205,276.62	1,192,937.95	9,298.38	A	4.359	4.049	2.606	Corporate
14913UBD1	Caterpillar Inc.	1,625,000.00	3.95	11/14/2028	1,624,138.75	1,624,247.19	1,617,221.13	24,426.91	A	4.143	3.969	2.427	Corporate
17275RBQ4	Cisco Systems, Inc.	3,000,000.00	4.8	2/26/2027	2,998,410.00	2,999,518.49	3,018,246.00	14,000.00	AA-	4.103	4.819	0.794	Corporate
24422EXB0	Deere & Company	2,000,000.00	4.95	7/14/2028	1,948,660.00	1,975,134.05	2,038,758.00	21,175.00	A	4.051	5.574	2.127	Corporate
532457CP1	Eli Lilly and Company	1,085,000.00	4.15	8/14/2027	1,084,121.15	1,084,598.70	1,086,366.02	5,878.59	A+	4.052	4.179	1.234	Corporate
46647PDG8	JPMorgan Chase &	2,200,000.00	4.851	7/25/2028	2,095,060.00	2,210,828.40	2,210,828.40	19,565.70	A+	4.954	6.528	1.254	Corporate
57629W6F2	Massachusetts Mutual	2,000,000.00	4.5	4/10/2026	1,998,620.00	1,999,988.65	2,000,192.00	42,750.00	AA+	4.030	4.525	0.025	Corporate
57536QAW4	Mastercard	2,000,000.00	4.875	3/9/2028	2,029,460.00	2,014,156.65	2,029,652.00	5,958.33	A+	4.071	4.456	1.756	Corporate
58933YAX3	Merck & Co., Inc.	1,250,000.00	3.4	3/7/2029	1,231,037.50	1,233,407.81	1,233,827.50	2,833.33	A+	4.106	3.886	2.753	Corporate
59217GFT1	Metropolitan Life	1,265,000.00	4.9	1/9/2030	1,262,394.10	1,263,032.02	1,275,957.43	14,118.81	AA-	4.645	4.947	3.376	Corporate
6174468G7	Morgan Stanley	2,000,000.00	4.431	1/23/2030	2,007,840.00	2,006,473.51	1,990,996.00	16,739.33	A-	4.850	4.305	2.593	Corporate
64952WFK4	New York Life	1,380,000.00	4.6	12/5/2029	1,379,213.40	1,379,421.03	1,388,106.12	20,454.67	AA+	4.424	4.613	3.305	Corporate
665859AW4	Northern Trust	820,000.00	4	5/10/2027	818,671.60	819,706.09	819,020.92	12,846.67	A+	4.108	4.034	1.057	Corporate
69371RT30	PACCAR Inc	1,290,000.00	4.45	8/6/2027	1,288,284.30	1,289,229.11	1,297,271.73	8,770.21	A+	4.094	4.498	1.289	Corporate
713448FW3	PepsiCo, Inc.	680,000.00	5.125	11/10/2026	679,816.40	679,962.64	683,597.88	13,649.58	A+	4.227	5.135	0.504	Corporate
713448FL7	PepsiCo, Inc.	1,000,000.00	3.6	2/18/2028	968,490.00	984,754.66	992,228.00	4,300.00	A+	4.032	4.491	1.792	Corporate
693475CG8	PNC Financial	1,215,000.00	4.075	1/26/2029	1,215,388.80	1,215,354.18	1,208,588.45	8,939.53	A-	4.338	4.058	1.722	Corporate
79466LAQ7	Salesforce, Inc.	1,150,000.00	4.5	3/15/2028	1,152,788.75	1,152,713.49	1,150,296.70	2,587.50	A+	4.485	4.369	1.849	Corporate
857477CU5	State Street	1,975,000.00	4.536	2/28/2028	1,975,000.00	1,975,000.00	1,988,232.50	8,212.05	A	4.165	4.511	1.729	Corporate

**Calleguas Municipal Water District
Investment Listing
3/31/2026**

CUSIP	Issuer	Amount	Coupon Rate	Maturity Date	Cost	Book Value	Market Value	Accrued Balance	S&P Rating	Market YTM	Purchase YTM	Duration	Security Type
437076CV2	The Home Depot, Inc.	2,300,000.00	4.95	9/30/2026	2,336,179.00	2,305,597.37	2,308,487.00	316.25	A	4.192	4.323	0.407	Corporate
89236TMF9	Toyota Motor	1,700,000.00	5.05	5/16/2029	1,713,821.00	1,708,790.28	1,736,272.90	32,193.75	A+	4.311	4.861	2.819	Corporate
91324PCW0	UnitedHealth Group	2,200,000.00	3.45	1/15/2027	2,121,196.00	2,178,330.77	2,189,041.80	16,023.33	A+	4.093	4.796	0.765	Corporate
931142FN8	Walmart Inc.	2,300,000.00	4.35	4/28/2030	2,322,448.00	2,318,241.35	2,322,075.40	42,521.25	AA	4.091	4.129	3.569	Corporate
94988J6F9	Wells Fargo &	1,225,000.00	5.254	12/11/2026	1,243,595.50	1,235,827.14	1,233,884.93	19,666.01	A+	4.174	3.761	0.586	Corporate
94975P405	Allspring Group	1,290,235.45	3.53	3/31/2026	1,290,235.45	1,290,235.45	1,290,235.45	-	AAAm	3.550	3.550	0.000	Money Market Fund
4581X0EK0	Inter-American	3,410,000.00	4.5	5/15/2026	3,407,374.30	3,409,889.34	3,412,857.58	57,970.00	AAA	3.748	4.531	0.122	Supranational
459058LR2	International Bank for	980,000.00	4.125	3/20/2030	976,501.40	977,223.73	987,935.06	1,235.21	AAA	3.903	4.205	3.628	Supranational
91282CQD6	United States	3,500,000.00	3.5	2/28/2031	3,468,144.53	3,468,513.11	3,432,187.50	10,652.17	AA+	3.937	3.702	4.451	US Treasury
91282CNX5	United States	1,200,000.00	3.625	8/31/2030	1,192,171.88	1,192,985.13	1,185,280.80	3,782.61	AA+	3.930	3.771	4.024	US Treasury
91282CPD7	United States	3,500,000.00	3.625	10/31/2030	3,500,957.03	3,500,877.36	3,454,745.00	53,273.48	AA+	3.936	3.619	4.114	US Treasury
91282CMA6	United States	3,300,000.00	4.125	11/30/2029	3,353,367.19	3,345,924.59	3,327,327.30	45,624.31	AA+	3.879	3.710	3.330	US Treasury
91282YQ7	United States	4,000,000.00	1.625	10/31/2026	3,738,945.31	3,962,406.22	3,950,152.00	27,292.82	AA+	3.816	3.355	0.565	US Treasury
91282CHU8	United States	3,300,000.00	4.375	8/15/2026	3,309,023.44	3,303,229.44	3,307,038.90	17,947.17	AA+	3.779	4.102	0.370	US Treasury
91282CLC3	United States	3,450,000.00	4	7/31/2029	3,426,148.44	3,433,010.66	3,465,362.85	22,872.93	AA+	3.855	4.163	3.076	US Treasury
912828U24	United States	2,000,000.00	2	11/15/2026	1,974,921.88	1,980,351.16	1,978,368.00	15,138.12	AA+	3.774	3.610	0.605	US Treasury
91282CLR0	United States	3,200,000.00	4.125	10/31/2029	3,174,625.00	3,180,844.36	3,226,249.60	55,425.41	AA+	3.877	4.310	3.247	US Treasury
91282CMW8	United States	3,000,000.00	3.75	4/15/2028	3,013,359.38	3,011,258.75	2,995,899.00	51,923.08	AA+	3.820	3.555	1.912	US Treasury
91282CKP5	United States	1,800,000.00	4.625	4/30/2029	1,845,843.75	1,837,645.42	1,840,780.80	34,955.80	AA+	3.837	3.887	2.801	US Treasury
91282CKT7	United States	3,200,000.00	4.5	5/31/2029	3,289,031.25	3,260,980.28	3,262,000.00	48,263.74	AA+	3.842	3.839	2.889	US Treasury
91282CGH8	United States	1,250,000.00	3.5	1/31/2028	1,247,314.45	1,247,699.08	1,242,871.25	7,251.38	AA+	3.823	3.604	1.750	US Treasury
91282CHH7	United States	3,000,000.00	4.125	6/15/2026	3,007,617.19	3,002,669.58	3,002,409.00	36,377.06	AA+	3.688	3.679	0.205	US Treasury
91282CPT2	United States	3,500,000.00	3.5	1/15/2029	3,502,871.09	3,502,778.47	3,470,194.00	25,718.23	AA+	3.823	3.469	2.613	US Treasury
91282CKZ3	United States	2,000,000.00	4.375	7/15/2027	2,007,421.88	2,003,629.85	2,013,594.00	18,370.17	AA+	3.826	4.223	1.235	US Treasury
9128283F5	United States	2,000,000.00	2.25	11/15/2027	1,954,375.00	1,958,756.67	1,950,234.00	17,030.39	AA+	3.846	3.572	1.558	US Treasury
912797TG2	United States	2,000,000.00	0	4/7/2026	1,995,762.08	1,998,789.17	1,998,796.00	-	A-1+	3.664	3.691	0.016	US Treasury
91282CLK5	United States	3,500,000.00	3.625	8/31/2029	3,511,074.22	3,507,682.39	3,473,204.00	11,032.61	AA+	3.866	3.554	3.169	US Treasury
9128286B1	United States	3,800,000.00	2.625	2/15/2029	3,531,820.32	3,641,409.75	3,676,500.00	12,399.86	AA+	3.828	4.246	2.726	US Treasury
91282CPW5	United States	1,000,000.00	3.75	1/31/2031	1,006,484.38	1,006,361.90	991,484.00	6,215.47	AA+	3.944	3.605	4.352	US Treasury

Investment Type	Code	Total	%	Allowed
Treasury Obligations	US Treasury	57,051,279.68	31%	100%
Municipal Securities	Municipal Bonds	-	0%	20%
Medium Term Corporate Notes	Corporate	44,079,414.95	24%	30%
Federal Agency Bonds	Agency	52,022,462.49	28%	100%
Negotiable CD	Negotiable CD	-	0%	30%
Suprational	Supranational	4,383,875.70	2%	10%
Commercial Paper	Commercial Paper	-	0%	25%
Asset Backed Securities	ABS	15,271,301.87	8%	15%
Money Market Funds	Money Market Fund	1,290,235.45	1%	20%
Investment Cash	Cash	6,702.79	0%	20%
	LAIF	10,107,352.28	5%	15%
VC Pool	Investment Pool	132.58	0%	15%
	Restricted Inv	25,905.58	0%	
		184,238,663.37	100%	

Upcoming Meetings

08C3 REPORTS

This table includes meetings that can be attended by all Board members. In order to ensure Brown Act compliance, a majority of members should not discuss Calleguas specific issues at meetings other than designated Calleguas Board Meetings.

Calleguas Board Meeting	Wed. 04/15, 4:00 p.m.	2100 Olsen Road, Thousand Oaks Hybrid Event
AWA Annual Water Symposium*	Thu. 04/16, 8:00 a.m.	Holiday Inn Oxnard IN PERSON ONLY
Special Calleguas Board Meeting	Wed. 04/22, 4:00 p.m.	2100 Olsen Road, Thousand Oaks Hybrid Event
Calleguas Purveyor Meeting	Thu. 04/23, 10:00 a.m.	Camrosa's Round Mountain Water Treatment Plant IN PERSON ONLY
CoLAB Spring Fling*	Sat. 04/25, 3:00 p.m.	Peterson Ranch, 3100 East Los Angeles Avenue, Ventura IN PERSON ONLY
Calleguas Special Board Meeting	Wed. 04/29, 4:00 p.m.	2100 Olsen Road, Thousand Oaks Hybrid Event
ACWA Spring Conference*	Mon. 05/4 to 05/7	Sacramento
Southern California Water Coalition- Quarterly Luncheon*	Fri. 05/15, 11:30 a.m. to 2:00 p.m.	Wilson Creek Winery, 35960 Rancho California Rd., Temecula
AWA Water Issues	Tue. 05/19, 8:00 a.m.	1701 Lombard Street, Oxnard Hybrid Event
CoLAB Wheel Meeting*	Wed. 05/20, 12:00 p.m.	1672 Donlon Street, Ventura Hybrid Event
Calleguas Board Meeting	Wed. 05/20, 4:00 p.m.	2100 Olsen Road, Thousand Oaks Hybrid Event
AWA Waterwise*	Thu. 05/21, 8:00 a.m.	1701 Lombard Street, Oxnard Hybrid Event
AWA Channel Counties Water Utilities Committee*	Wed. 05/27, noon	Orchid Professional Building, 816 Camarillo Springs Rd., Camarillo IN PERSON ONLY
Calleguas Purveyor Meeting	Thu. 05/28, 10:00 a.m.	2100 Olsen Road, Thousand Oaks IN PERSON ONLY
Ventura County Special Districts Association*	Tue. 06/02, 5:30 p.m.	TBD IN PERSON ONLY
Calleguas Board Meeting	Wed. 06/03, 4:00 p.m.	2100 Olsen Road, Thousand Oaks Hybrid Event
AWA Water Issues	Tue. 06/16, 8:00 a.m.	1701 Lombard Street, Oxnard Hybrid Event
Calleguas Board Meeting	Wed. 06/17, 4:00 p.m.	2100 Olsen Road, Thousand Oaks Hybrid Event
AWA Waterwise*	Thu. 06/18, 8:00 a.m.	2100 Olsen Road, Thousand Oaks Hybrid Event
Director Steve Blois Wellfield Emergency Generators Dedication	Fri. 06/19, 11:00 a.m.	6811 Grimes Canyon Road, Moorpark IN PERSON ONLY

*Reservations required. Contact Kara if you would like to attend.

JULIA BROWNLEY
26TH DISTRICT, CALIFORNIA
MEMBER OF CONGRESS

HOUSE VETERANS' AFFAIRS COMMITTEE
RANKING MEMBER, SUBCOMMITTEE ON HEALTH

HOUSE TRANSPORTATION AND
INFRASTRUCTURE COMMITTEE
SUBCOMMITTEE ON AVIATION
SUBCOMMITTEE ON HIGHWAYS AND TRANSIT
SUBCOMMITTEE ON WATER RESOURCES AND ENVIRONMENT

HOUSE NATURAL RESOURCES COMMITTEE
SUBCOMMITTEE ON WATER, WILDLIFE, AND FISHERIES



Congress of the United States
House of Representatives

11A INFORMATION ITEMS

WASHINGTON, DC OFFICE
2262 RAYBURN HOUSE OFFICE BUILDING
WASHINGTON, DC 20515
PHONE: 202-225-5811
FAX: 202-225-1100

THOUSAND OAKS, CA OFFICE
223 EAST THOUSAND OAKS BOULEVARD, SUITE 220
THOUSANDS OAKS, CA 91360
PHONE: 805-379-1779
FAX: 805-379-1799

OXNARD, CA OFFICE
201 EAST FOURTH STREET, SUITE 209B
OXNARD, CA 93030
PHONE: 805-379-1779
FAX: 805-379-1799

March 8, 2026

The Honorable Tom Cole
Chairman
House Appropriations Committee
H-307, The Capitol
Washington, DC 20515

The Honorable Rosa DeLauro
Ranking Member
House Appropriations Committee
1036 Longworth House Office Building
Washington, DC 20515

Dear Chairman Cole and Ranking Member DeLauro:

I am requesting funding for the Calleguas Municipal Water District Smith Road Finished Water Tank in Fiscal Year 2027. The entity to receive funding for this project is Calleguas Municipal Water District, located at 2100 Olsen Road, Thousand Oaks, CA 91360.

The funding would be used for construction of the Smith Road Finished Water Tank, which will provide critical finished water storage capacity for Calleguas's system within the City of Simi Valley. Simi Valley is the second most populous city in Ventura County, California, with just over 125,000 residents. It is also the home of the Ronald Reagan Presidential Library, which attracts nearly 300,000 visitors annually. Due to its arid Mediterranean climate, the area is particularly prone to fires. The project is an appropriate use of taxpayer funds because, since 2017, Calleguas has identified that the portion of its system in Simi Valley lacks sufficient water storage to meet peak hourly demands under certain operating conditions. Since Calleguas is 100% dependent on imported water from outside Ventura County with limited current storage facilities, it is imperative that Calleguas have sufficient storage capacity to meet peak demands should this supply be interrupted to ensure reliable supplies to the City of Simi Valley for its needs, including firefighting. In addition, the tank would provide operational benefits during normal and high demand conditions. The project has a federal nexus because the funding provided is for purposes authorized by Section 1452 of the Safe Drinking Water Act, 42 U.S.C. 300j-12.

I certify that I have no financial interest in this project, and neither does anyone in my immediate family.

Sincerely,

A handwritten signature in blue ink that reads "Julia Brownley".

JULIA BROWNLEY
Member of Congress

STATE CAPITOL
P.O. BOX 942849
SACRAMENTO, CA 94249-0042
(916) 319-2042
FAX (916) 319-2142

DISTRICT OFFICE
223 E. THOUSAND OAKS BLVD., SUITE 412
THOUSAND OAKS, CA 91360
(805) 370-0542
FAX (805) 370-3142

E-MAIL
Assemblymember.Irwin@assembly.ca.gov



COMMITTEES
AGRICULTURE
BUSINESS AND PROFESSIONS
PRIVACY AND CONSUMER PROTECTION
RULES
UTILITIES AND ENERGY
CHAIR: JOINT LEGISLATIVE COMMITTEE
ON CLIMATE CHANGE POLICIES

April 7, 2026

Director Thomas Jacobs
California Governor's Office of Emergency Services
3650 Schriever Avenue
Mather, CA 95655
StateLocalProjects@caloes.ca.gov

Re: Support for Calleguas Municipal Water District's Application for the CalOES State & Local Cybersecurity Grant Program

Dear Director Thomas Jacobs,

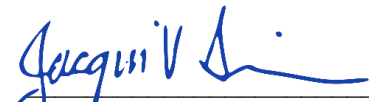
As the proud representative of California's 42nd Assembly District, I am writing in strong support of Calleguas Municipal Water District's (Calleguas) application for the California Governor's Office of Emergency Services (CalOES) State & Local Cybersecurity Grant Program.

Calleguas is a wholesale water provider in my Assembly district that provides drinking water to 650,000 Ventura County residents – three-quarters of the County's population – over a service area of 366 square miles. Cybersecurity is a top concern for Calleguas and all critical infrastructure facilities given the increasing number of bad actors in this arena. To its credit, Calleguas has implemented a robust cybersecurity program to protect drinking water supplies for the homes, businesses, schools, parks and institutions that rely on the water the Water District provides – but more remains to be done.

With this grant, Calleguas would replace outdated communication and monitoring equipment at more than 100 remote sites with secure, modern technology. The communication equipment at these sites has reached the end of its usable life and is no longer supported by the manufacturer. When equipment reaches this stage, it is unable to receive security updates, which puts critical water infrastructure at higher risk of cyberattacks. This grant is critical for the continuing protection of water quality, system reliability, and public safety.

Cybersecurity has always been one of my top priorities in the State Legislature, and I believe it is imperative that the state assist water providers with cybersecurity enhancements to safeguard against vulnerabilities and protect supplies. For these reasons, I respectfully urge your favorable consideration of Calleguas's application.

Sincerely,



JACQUI IRWIN
Assemblymember, 42nd District

11C INFORMATION ITEMS



April 3, 2026

The Honorable Josh Becker
Chair, Senate Natural Resources and Water Committee
1021 O Street, Suite 3220
Sacramento, CA 95814

RE: SB 1153 (Caballero) – Support

Dear Chair Becker:

On behalf of the Association of California Water Agencies (ACWA) and the undersigned organizations, we are writing to express our support for SB 1153, which would require urban retail water suppliers serving high-risk areas to include wildfire response procedures within their emergency response plans to bolster wildfire planning efforts. The bill would also clarify the role of public water systems in wildfire response, including the limitations of water systems.

Over the last decade, California has faced some of the largest and most destructive wildfires in history, placing extraordinary demands on public water systems and customers. Despite these demands, public water systems are investing and taking actions to prepare for future wildfire events through emergency preparedness and planning actions, which vary based on the needs of the system and area of the state. Emergency preparedness and planning actions include infrastructure investments; drills and tabletop exercises with local government, fire departments, and other stakeholders to test communications and response systems ahead of wildfires; and emergency communication plans to notify customers about service impacts, water quality, advisories, and safety guidance during wildfire emergencies.

SB 1153 would build upon existing emergency planning requirements and strengthen wildfire preparedness by requiring all urban retail water suppliers serving a high or very high fire hazard severity zone to incorporate a specific planning element regarding wildfire preparedness and response into their disaster preparedness and emergency response plans. The bill would require these plans to include mitigation actions, procedures, and equipment that can obviate or significantly lessen the impacts of wildfires on water infrastructure and the supply of drinking water. This bill would allow water suppliers, the experts on their systems, to develop preparedness strategies that reflect local conditions and operational needs. Water suppliers would have until January 1, 2028, to develop and incorporate wildfire response procedures within their plans, which would result in water agencies in high-risk areas developing their plans at the same time, therefore creating more opportunities for coordination and collaboration.

In January of this year, the University of California, Los Angeles (UCLA) Luskin Center for Innovation published a report which synthesizes insights from a workshop of 42 experts representing water agencies, fire services, regulators, researchers, and technical assistance providers. The report stated that, "Participants reached a strong consensus that water systems have a limited and inherently constrained role in wildfire suppression. Hydrants, storage, and pipe networks are neither required nor engineered to deliver the sustained flows and pressures required to stop fastmoving, multi-block fires. Yet public perception, misinformation, and fragmented communication have created unrealistic expectations and, at times, misplaced blame. Workshop discussions emphasized the need for clearer communication with policymakers and the public; improved coordination among water systems, fire agencies, and emergency response entities; and careful evaluation of trade-offs in proposed infrastructure or operational interventions."

As wildfires become more frequent and destructive across California, misunderstandings of public water systems have led to unrealistic public expectations and have resulted in the public perception that water systems may have underperformed during a wildfire event. Following major wildfire events, public water systems have increasingly faced claims and lawsuits for wildfire damages. The financial burden of litigation is ultimately borne by customers, impacting water rates and affordability.

In alignment with UCLA's findings, SB 1153 would include legislative findings and declarations which illustrate that while public water systems are designed to aid in firefighting, they are not intentionally designed or constructed for wildfire defense or suppression and that doing so would be physically impracticable, financially infeasible, and may compromise the quality and affordability of water. The bill would also establish that the inability of a public water system to maintain water supply or water pressure during a wildfire shall not be considered a substantial cause of the damages resulting from a wildfire and that the spread of wildfire is not an inherent risk presented by the deliberate design, construction, or maintenance of a public water system. The bill would further clarify that the bill's provisions shall not be construed to limit or affect liability regarding acts of negligence.

This bill would correct misconceptions about the capabilities of water systems during wildfire events, reducing exposure to costly litigation and providing greater financial certainty so public water systems can continue investing in water reliability and resilience projects.

SB 1153 improves wildfire preparedness while recognizing operational realities. California must acknowledge the limited role of our public water systems, support their efforts to adapt to climate

change, and prepare for future long-term investments in disaster response. For these reasons, ACWA and the undersigned organizations support SB 1153 and respectfully request your “AYE” vote when the bill is heard in the Senate Natural Resources and Water Committee. If you have any questions about our position, please contact Kylie Wright at KylieW@acwa.com.

Sincerely,

Kylie Wright
Policy Advocate
Association of California Water Agencies

Pat Kaspari
General Manager
McKinleyville Community Services District

Jennifer Capitolo
Executive Director
California Water Association

Kristine McCaffrey, P.E.
General Manager
Calleguas Municipal Water District

Andrea Abergel
Director of Water
California Municipal Utilities Association

Ernesto A. Avila
President
Contra Costa Water District

Kristopher Anderson
Policy Advocate
California Chamber of Commerce

Norman Huff
General Manager
Camrosa Water District

Lisa Yamashita-Lopez
President, Board of Directors
California Association of Mutual Water Companies

Kyle Swanson
CEO/General Manager
Padre Dam Municipal Water District

Jessica Self
General Manager
Union Public Utility District

Paul E. Shoenberger, P.E.
General Manager
Mesa Water District

Albert C. Lau, P.E.
General Manager
Santa Fe Irrigation District

Jeremy Wolf
Legislative Program Manager
Las Virgenes Municipal Water District

Dennis P. Cafferty
General Manager
El Toro Water District

Tony Williams, P.E.
General Manager
North Marin Water District

Paul Kelley
General Manager
Hidden Valley Lake Community Services District

Craig Gott
President
Suburban Water Systems

Justin Skarb
Vice President, Government and Community
Affairs
California Water Service

Lindsay Leahy
General Manager
Valley Center Municipal Water District

Paul Cook
General Manager
Irvine Ranch Water District

James Lee
General Manager
Crescenta Valley Water District

David J. Coxey
General Manager
Bella Vista Water District

Jennifer A. Spindler
General Manager
Crestline-Lake Arrowhead Water Agency

Adam Larsen
General Manager
San Juan Water District

Brett Hodgkiss
General Manager
Vista Irrigation District

Sherry Shaw
General Manager
Walnut Valley Water District

Jose Martinez
General Manager
Otay Water District

Tom Coleman
General Manager
Rowland Water District

John Thiel
General Manager
West Valley Water District

Tanya Moniz-Witten
President
San Jose Water Company

Keith Van Der Maaten
General Manager
Laguna Beach County Water District

Justin Hopkins
General Manager
Stockton East Water District

Matthew Litchfield
General Manager, P.E.
Three Valleys Municipal Water District

Dianna Mann
General Manager
Clearlake Oaks County Water District

Craig D. Miller, P.E.
General Manager
Western Municipal Water District

John Freeman
Director, District Two
San Benito County Water District

Joe Matthews
General Manager
La Habra Heights County Water District

Deanna Jackson
Executive Director
Tri-County Water Authority

John Bosler
General Manager/CEO
Cucamonga Valley Water District

Dennis D. LaMoreaux
General Manager
Palmdale Water District

Michael Minkler
General Manager
Calaveras County Water District

James Peifer
Executive Director
Regional Water Authority

Jed Smith
President, Board of Directors
Marin Water

Nicholas Schneider
General Manager
Georgetown Divide Public Utility District

Kevin Phillips
District Manager
Paradise Irrigation District

Jose Martinez
President, Board of Directors
San Gabriel Valley Water Association

Mary Rogren
General Manager
Coastside County Water District

Joshua Golka
Head of State Government Relations
Valley Water

James Derbin
General Manager
Castroville Community Services District

Tom Majich
General Manager
Kinneloa Irrigation District

Dan York
General Manager
Sacramento Suburban Water District

Dan Denham
General Manager
San Diego County Water Authority

Rebecca Guo
General Manager
El Dorado Water Agency

Kat Wuelfing
General Manager
Mid-Peninsula Water District

Kimberly A. Thorner
General Manager
Olivenhain Municipal Water District

Jason Martin
General Manager
Rancho California Water District

Nina Jazmadarian
General Manager
Foothill Municipal Water District

Anthony L. Firenze, PE
Director of Strategic Affairs
Placer County Water Agency