

CALLEGUAS MUNICIPAL WATER DISTRICT

2100 Olsen Road, Thousand Oaks, California 91360

www.calleguas.com

Written communications from the public must be received by 8:30 a.m. on the Thursday preceding a regular Board meeting in order to be included on the agenda and considered by the Board at that meeting. Government Code Section 54954.2 prohibits the Board from taking action on items not posted on the agenda except as provided in Subsection 54954.2(b).

BOARD OF DIRECTORS MEETING

August 6, 2025, 4:00 p.m.

AGENDA

1. CALL TO ORDER, PLEDGE OF ALLEGIANCE, AND ROLL CALL

BOARD OF DIRECTORS

Raul Avila, President

Thibault Robert, Vice-President

Reddy Pakala, Secretary

Jacquelyn McMillan, Treasurer

Scott H. Quady, Director

2. PUBLIC COMMENTS

This portion of the agenda may be utilized by any member of the public to address the Board of Directors on any matter within the jurisdiction of the Board that does not appear on the agenda and on matters that are on the agenda but are not designated as action items. Depending on the subject matter, the Board of Directors may be unable to respond at this time, or until the specific topic is placed on the agenda at a future CMWD Board Meeting, in accordance with the Ralph M. Brown Act. Please limit remarks to three minutes.

To participate:

https://us06web.zoom.us/j/84561392448?pwd=H99iPlpQqxn_tyHwp4l9crNoDyA5og.9Lxwf-xOnu0Y39_z

Phone # +1 (720) 707-2699 *825427# (Denver)

Webinar ID: 845 6139 2448

Passcode: 930807

3. ITEMS TO BE ADDED TO THE AGENDA – GOVERNMENT CODE 54954.2(b)

Consideration of any items that require addition to the agenda due to the existence of an emergency situation, the need to take immediate action, and requests for remote participation due to emergency circumstances.

4. REVIEW OF THE AGENDA

Discussion regarding the need to postpone or delete any items or take any items out of order.

5. PRESENTATIONS

- A. Presentation of Greater Conejo Valley Chamber of Commerce 40 Under Forty Recognition to Management Analyst Kat Ehret
- B. Presentation of the Calleguas-LVMWD Interconnection Video

6. CONSENT CALENDAR

Consent Calendar items are to be approved or accepted by vote on one motion unless a Board member requests separate consideration. If any Board member requests that an item be removed from the Consent Calendar for further discussion, it will be moved to the first item on the Action Items portion of the Agenda.

- A. Approve the Minutes of the July 16, 2025 Board Meeting
- B. Receive and Affirm the Payment Register for the District's Activities from June 24, 2025 to July 28, 2025
- C. Adopt Resolution No. 2113, Awarding the Contract for As-Needed Pipeline Services, and Authorize a Budget of \$1,200,000 for the Contract
- D. Approve New Capital Project Lake Bard Water Filtration Plant Secondary/Emergency Access Road (Project No. 531) and Approve Capital Project Budget Allocation in the Amount of \$80,000

7. ACTION ITEMS

Action Items call for separate discussion and action by the Board for each agenda item.

- A. Discussion Regarding Association of California Water Agencies Elections

8. REPORTS

Report items are placed on the agenda to provide information to the Board and the public and no Board action is sought.

A. GENERAL MANAGER AND STAFF REPORTS

1. Monthly Status Report
2. Quarterly Investment Report – Dan Smith, Manager of Finance

B. GENERAL COUNSEL REPORT

1. General Counsel's Report

C. BOARD OF DIRECTORS REPORTS

1. Committee Meeting Reports
2. Board Member Reports on Ancillary Duties

Reports on ancillary duties are placed on the agenda to provide a forum for discussion concerning the activities of external entities to which Calleguas Board members are assigned in a representative capacity.

- a. Report of ACWA Region 8 Director
 - b. Report of ACWA Joint Powers Insurance Authority Representative
 - c. Report of Association of Water Agencies of Ventura County Representative
 - d. Report of Fox Canyon Groundwater Management Agency Representative
 - e. Report of Metropolitan Water District Director
 - f. Report of Ventura LAFCo Commissioner
 - g. Report of Ventura County Regional Energy Alliance Representative
 - h. Report of Ventura County Special Districts Association Representative
3. Directors' List of Administrative Code Reimbursable Meetings Other than Ancillary Duties

Reimbursable meetings reports are placed on the agenda to comply with statutory and Calleguas Administrative Code requirements for members of a legislative body who attend a meeting at the expense of the local agency to provide a report of the meeting.

4. Discussion regarding upcoming meetings to be attended by Board members

9. REQUEST FOR FUTURE AGENDA ITEMS

10. BOARD COMMENTS

Comments by Board members on matters they deem appropriate. A Board member may ask a question for clarification, make a brief announcement, or make a brief report on his or her own activities.

11. INFORMATION ITEMS

- A. Support Letter from Congresswoman Julia Brownley to Chairman Tom Cole and Ranking Member Rosa DeLauro of the House Appropriations Committee RE: Funding for Calleguas Lake Bard Pump Station – May 1, 2025
- B. Support Coalition Letter to Governor Newsom, Pro Tem McGuire, Speaker Rivas, Budget Chairs Weiner and Gabriel, and Budget Subcommittee Chairs Allen and Bennett RE: Request for Trailer Bill Language-Non-Native-Invasive Golden Mussels in California — July 11, 2025
- C. Support Coalition Letter to Chair Wicks RE: SB 72 (Caballero) – July 11, 2025

12. CLOSED SESSION

13. ADJOURNMENT to Board Meeting August 20, 2025 at 4:00 p.m.

Note: Calleguas Municipal Water District conducts in-person meetings in accordance with the Brown Act. The District has also established alternative methods of participation which permit members of the public to observe and address public meetings telephonically and/or electronically. These methods of participation can be accessed through the internet link provided at the top of this agenda.

In addition to the above referenced methods of participation, members of the public may also participate by submitting comments by email to info@calleguas.com by 5:00 p.m. on the calendar day prior to the public meeting. Email headers should refer to the Board meeting for which comments are offered. Comments received will be placed into the record and distributed appropriately.

Agendas, agenda packets, and additional materials related to an item on this agenda submitted to the Board after distribution of the agenda packet are available on the District website at www.calleguas.com.

Pursuant to Section 202 of the Americans with Disabilities Act of 1990 (42 U.S.C. Sec. 12132), and applicable federal rules and regulations, requests for disability-related modification or accommodation, including auxiliary aids or services, in order to attend or participate in a meeting, should be made to the Secretary to the Board in advance of the meeting to ensure the availability of the requested service or accommodation. Notices, agendas, and public documents related to the Board meetings can be made available in appropriate alternative format upon request.

CALLEGUAS MUNICIPAL WATER DISTRICT
BOARD OF DIRECTORS MEETING
July 16, 2025

MINUTES

The meeting of the Board of Directors of Calleguas Municipal Water District was held in-person at 2100 E. Olsen Road, Thousand Oaks CA 91360. The District also provided telephonic and electronic methods of participation for the public as noted on the meeting agenda.

The meeting was called to order by Raul Avila, President of the Board, at 4:00 p.m.

1. CALL TO ORDER, PLEDGE OF ALLEGIANCE, AND ROLL CALL

Directors Present at District Headquarters:	Raul Avila, President Thibault Robert, Vice President Reddy Pakala, Secretary Jacquelyn McMillan, Treasurer (arrived 4:32 p.m.)
Director Absent:	Scott Quady, Director
Staff Present at District Headquarters:	Kristine McCaffrey, General Manager Ian Prichard, Deputy General Manager Fernando Baez, Manager of Engineering Omar Castro, Manager of Operations and Maintenance Daniel Cohen, Emergency Response Coordinator Kat Ehret, Management Analyst Tricia Ferguson, Manager of Human Resources and Risk Management Henry Graumlich, Executive Strategist Charlotte Holifield, Manager of External Affairs Jennifer Lancaster, Manager of Water Resources James Mojica, IT Specialist Wes Richardson, Manager of Information Technology Dan Smith, Manager of Finance Kara Wade, Clerk of the Board
Staff Participating via Videoconference:	Steve Sabbe, IT Specialist
Legal Counsel Present at District Headquarters:	Walter Wendelstein, Wendelstein Law Group, PC, District Counsel

2. PUBLIC COMMENTS

None

3. ITEMS TO BE ADDED TO THE AGENDA – GOVERNMENT CODE 54954.2(b)

None

4. REVIEW OF THE AGENDA

No changes to the agenda.

5. PRESENTATIONS

None

6. CONSENT CALENDAR

- A. Approve the Minutes of the July 2, 2025 Board Meeting
- B. Authorize the General Manager to Enter into a Use Agreement with Ventura County Regional Radio System
- C. Authorize the General Manager to Sign Amendment No. 1 to Well Monitoring Agreement modifying the termination clause of the Well Monitoring Agreement between the Bruecker 2005 Revocable Trust and District
- D. Receive and Affirm the Second Quarter 2025 Change Order Summary Report

On a motion by Director Pakala, seconded by Director Robert, the Board of Directors voted 3-0 to approve the Consent Calendar.

AYES: Directors Pakala, Robert, Avila

NOES: None

ABSENT: Directors McMillan, Quady

7. ACTION ITEMS

None

8. REPORTS

A. GENERAL MANAGER AND STAFF REPORTS

1. June 2025 Water Use and Sales, May 2025 Power Generation, and June 2025 Investment Summary Reports – Dan Smith, Manager of Finance

The Manager of Finance presented the report.

B. GENERAL COUNSEL REPORT

1. General Counsel's Report

None

C. BOARD OF DIRECTORS REPORTS

1. Committee Meeting Report

None

2. Board Member Reports on Ancillary Duties

Reports on ancillary duties are placed on the agenda to provide a forum for discussion concerning the activities of external entities to which Calleguas Board members are assigned in a representative capacity.

- a. Report of ACWA Region 8 Director

No report.

- b. Report of ACWA Joint Powers Insurance Authority Representative

No report.

- c. Report of Association of Water Agencies of Ventura County Representative

No report.

- d. Report of Fox Canyon Groundwater Management Agency Representative

Director Pakala said there was no FCGMA meeting. He attended the FCGMA Watermaster Fiscal Committee meeting on July 15.

- e. Report of Metropolitan Water District Director

The General Manager said that the Metropolitan Board adopted several of the finance-related business model refinements that the Member Agency General Managers Working Group had developed. The most notable was a change to the approach to the treated water surcharge structure, which Calleguas and its purveyors had advocated for as part of the 2024 rate setting and adoption process.

Director Avila said he watched several Metropolitan Board and Committee meetings, including the One Water and Adaptation Committee meeting on July 7 regarding a potential Local Supply Exchange Framework for Member Agencies.

Director McMillan provided a written report on the Metropolitan meetings she attended from July 3 to July 16. Director McMillan's report is attached and made part of the approved minutes on file with the District.

- f. Report of Ventura LAFCo Commissioner

No report.

- g. Report of Ventura County Regional Energy Alliance Representative

No report.

- h. Report of Ventura County Special Districts Association (VCSDA) Representative

No report.

2. Directors' List of Administrative Code Reimbursable Meetings Other than Ancillary Duties
Reimbursable meetings reports are placed on the agenda to comply with statutory and Calleguas Administrative Code requirements for members of a legislative body who attend a meeting at the expense of the local agency to provide a report of the meeting.

Board members provided reports on various meetings that they attended that are subject to the District's reimbursement policy.

3. Discussion regarding upcoming meetings to be attended by Board members

The General Manager highlighted a few items:

- July 17 – AWA WaterWise will be at Calleguas
- July 18 – Southern California Water Coalition at Reagan Library
- July 24 – LVMWD-Calleguas Interconnection Community Celebration Event
- September 16 – AWA Water Issues (Principal Water Resources Specialist Jen Vasquez will be presenting on Calleguas's Workforce Development efforts)

9. REQUEST FOR FUTURE AGENDA ITEMS

None

10. BOARD COMMENTS

None

11. INFORMATION ITEMS

- A. Support Coalition Letter to Senator Durazo RE: Assembly Bill 259 (Rubio) – June 26, 2025
- B. Support Letter from CoLAB Ventura County to Assemblymember Jacqui Irwin RE: Delta Conveyance Project-A Critical Step Toward Regional Water Security – June 26, 2025
- C. Support Letter from City of Simi Valley to Assemblymember Bennett RE: Support and Advocacy for the Delta Conveyance Project – June 25, 2025
- D. Support Letter from City of Simi Valley to Assemblymember Irwin RE: Support and Advocacy for the Delta Conveyance Project – June 25, 2025

- E. Support Letter from City of Simi Valley to Senator Limón RE: Support and Advocacy for the Delta Conveyance Project – June 25, 2025
- F. Support Letter from City of Simi Valley to Senator Stern RE: Support and Advocacy for the Delta Conveyance Project – June 25, 2025
- G. Support Letter from Bureau of Reclamation WaterSMART to Senators Kennedy and Murray and Representatives Fleischmann and Kaptur RE: Funding for FY2026 – June 27, 2025
- H. Support Coalition Letter to Governor Newsom, Pro Tem McGuire, Speaker Rivas, Budget Chairs Weiner and Gabriel, and Budget Subcommittee Chairs Allen and Bennett RE: Request for Trailer Bill Language-Non-Native-Invasive Golden Mussels in California – June 30, 2025

12. CLOSED SESSION

- A. Pursuant to Government Code 54956.9(d)(2) Conference with Legal Counsel – Anticipated Litigation – 1 case.

At 4:22 p.m., Director Avila adjourned to Closed Session to discuss Item 12.A as stated on the agenda. Closed Session began at 4:30 p.m.

CLOSED SESSION CONTINUING

At 5:11 p.m., Closed Session ended. At 5:11 p.m., Director Avila reconvened to Open Session.

Regarding Item 12.A, the Board received an update from Counsel and no action was taken.

13. ADJOURNMENT

Director Avila declared the meeting adjourned at 5:11 p.m.

Hereby certified,

Reddy Pakala, Board Secretary

RAUL AVILA, PRESIDENT
DIVISION 1

REDDY PAKALA, SECRETARY
DIVISION 3

SCOTT H. QUADY, DIRECTOR
DIVISION 2



THIBAUT ROBERT, VICE PRESIDENT
DIVISION 4

JACQUELYN MCMILLAN, TREASURER
DIVISION 5

KRISTINE MCCAFFREY
GENERAL MANAGER

BOARD MEMORANDUM

Date: August 6, 2025

To: Board of Directors

From: Dan Smith, Manager of Finance

Subject: Item 6.B – Receive and Affirm the Payment Register for the District’s Activities from June 24, 2025 to July 28, 2025

Objective: Report to the Board all payments made by the District by check, Electronic Fund Transfer (EFT), or Automated Clearing House (ACH) payment.

Recommended Action: Receive and affirm the payment register for the District’s Activities from June 24, 2025 to July 28, 2025.

Budget Impact: None. All items were paid in accordance with the budget.

Discussion: Once a month, staff reports to the Board all of the payments made to vendors of the District by check, EFT, or ACH. The current register covers the period from June 24, 2025 to July 28, 2025 for payments totaling \$12,750,062.36.

Attachment:
Payment Register: 06/24/25 – 07/28/25



Payment Register

6/24/2025 - 7/28/25

Payroll Accounts

Payroll Checks/EFT Issued	713,650.19
---------------------------	-------------------

Operating Account

Checks Issued:	1,160,356.45
----------------	--------------

Electronic Fund Transfers (EFT) issued:	11,589,705.91
---	---------------

Total Payments	\$ 12,750,062.36
-----------------------	-------------------------

Total Checks & Electronic Fund Transfers for 6/24/2025 - 7/28/25	\$ 13,463,712.55
---	-------------------------

Payment Register

Payment Date 06/24/25 - 07/28/25

Vendor	Ck#	Pmt Date	Invoice #	Invoice Description	Invoice Amt	Proj #	Project Description
A & M Lawnmower Shop	27371	07/16/2025	55442	Equipment Maint.	232.56		
			55443	Equipment Maint.	550.62		
			Check# 27371 Total		783.18		
Accurate Corrosion Control Inc.	27372	07/16/2025	S-INV004604	Brazing Pin	2,264.07		
					2,264.07		
ACWA/Joint Powers Insurance	27297	07/02/2025	706111	2025-07 Dental/Vision	10,425.69		
					10,425.69		
	27348	07/09/2025	LE019287	Leadership Training	2,095.00		
					2,095.00		
	27373	07/16/2025	WC 2nd Qtr 2025	Wkr Comp - Apr - Jun 2025	40,371.78		
					40,371.78		
Advantech Corporation	27275	06/25/2025	95481638	Industrial PC replacements for Turnouts	23,883.44		
					23,883.44		
Aflac	27298	07/02/2025	339929	2025-07 EE Paid Ins	258.49		
					258.49		
Airgas USA, LLC	27299	07/02/2025	9161891909	Welding Supplies	11.24		
					11.24		
	27374	07/16/2025	9162640552	Liquid Oxygen	4,659.27		
					4,659.27		
	27420	07/23/2025	9162937510	Liquid Oxygen	4,560.28		
			9163123183	Liquid Oxygen	4,505.04		
All Connected	27300	07/02/2025	44298	Cisco Local Telephone - May 2025	125.24		
					125.24		
	27375	07/16/2025	44306	Cisco Smartnet Renewal SCADA Servers	13,168.78		
				Check# 27375 Total	13,168.78		

Payment Register

Payment Date 06/24/25 - 07/28/25

Vendor	Ck#	Pmt Date	Invoice #	Invoice Description	Invoice Amt	Proj #	Project Description
All Connected (continued)	27421	07/23/2025	110007	SupportConnect - Jul 2025	17,571.20		
			110008	Disaster Recovery Services - Jul 2025	8,888.90		
			44319	Cisco Webex Calling Suite Renewal	14,342.36		
			Check# 27421 Total		40,802.46		
Amazon Capital Services, Inc.	27376	07/16/2025	11CT-XQVW-L3DT	Dist. Supplies	231.33		
			17KR-PHCH-R3T6	Sys. Maint. Supplies	118.86		
			17KR-PHCH-T63K	Office Supplies	4.28		
			1F79-HFQ7-JY1J	Vehicle Maint.	91.45		
			1J7L-6DWQ-NG1Y	Outreach Materials	33.09		
			1KC1-XWFM-PW6K	O&M Uniforms	52.49		
			1N7J-F3TH-L6HR	Control Tools	278.62		
			1QWQ-LFTQ-KXY4	IT Peripherals and Equipment	6,763.30		
			1R9M-MW1X-MYX9	Office Supplies	23.04		
			1T7M-339J-PDR4	Control Supplies	27.88		
			1V39-4KD4-NV67	PPE - Sunscreen	176.53		
			1V39-4KD4-T3QH	Control Tools - Credit	(182.25)		
			1VCF-NP6V-JL9H	LV Event Supplies	87.92		
			1WP1-WGJ3-LVLL	HRRM Supplies	619.60		
			1WVY-MFPK-MRLY	Sys. Maint. Supplies	150.11		
			Check# 27376 Total		8,476.25		
Aquatic Bioassay	27301	07/02/2025	CMW0625.0436	Lab Services	1,045.00		
					1,045.00		
Association of Water Agencies-VC	27276	06/25/2025	06-16419	WaterWise Breakfast - 05/22/25	280.00		
					280.00		
	27377	07/16/2025	06-16481 06-16487	WaterWise Breakfast - 06/19/25	80.00		
				CCWUC Training - 06/25/25	480.00		
				Check# 27377 Total	560.00		
AT&T	27277	06/25/2025	23599144 23599507	Signal Channels	709.36		
				Signal Channels	31.58		
				Check# 27277 Total	740.94		
	27278	06/25/2025	284857073-0625	Signal Channels	117.70		
					117.70		
	27302	07/02/2025	0517353017	Signal Channels	155.20		
				Check# 27302 Total	155.20		

Payment Register

Payment Date 06/24/25 - 07/28/25

Vendor	Ck#	Pmt Date	Invoice #	Invoice Description	Invoice Amt	Proj #	Project Description
AT&T (continued)	27378	07/16/2025	23746846	Signal Channels	938.26		
			23747209	Signal Channels	31.58		
					Check# 27378 Total	969.84	
	27422	07/23/2025	284857073-0725	Signal Channels	117.70		
				Check# 27422 Total	117.70		
B & R Supply, Inc.	27379	07/16/2025	1901015216	Sys. Maint. Supplies	264.35		
					Check# 27379 Total	264.35	
Barcena Plumbing, Inc.	27303	07/02/2025	32268751	Plumbing Services	1,091.00		
					Check# 27303 Total	1,091.00	
	27349	07/09/2025	32353627	Plumbing Services	369.00		
					Check# 27349 Total	369.00	
	27423	07/23/2025	32307165	Plumbing Services	1,160.00		
					Check# 27423 Total	1,160.00	
C.A. Short Company	27279	06/25/2025	PI0000109612	Service Award	795.14		
					Check# 27279 Total	795.14	
Caltrol, Inc.	27424	07/23/2025	CD99230871	4-Way ASCO Solenoids	11,765.05		
					Check# 27424 Total	11,765.05	
Centricity GIS, LLC	27350	07/09/2025	1745	Asset Management Software Implementation Svs	10,000.00		
					Check# 27350 Total	10,000.00	
Charles P. Crowley Company	27351	07/09/2025	34015	LBWFP Supplies	664.86		
			34016	LBWFP Supplies	4,957.11		
			34019	LBWFP Stock	761.55		
			34020	LBWFP Supplies	1,605.79		
				Check# 27351 Total	7,989.31		
	27425	07/23/2025	34074	LBWFP Stock	6,704.73		
					Check# 27425 Total	6,704.73	
Citi Cards	27380	07/16/2025	0330-0625	Credit Card Charges - Clerk of the Board	10,341.45		
					Check# 27380 Total	10,341.45	

Payment Register

Payment Date 06/24/25 - 07/28/25

Vendor	Ck#	Pmt Date	Invoice #	Invoice Description	Invoice Amt	Proj #	Project Description
City of Camarillo	27304	07/02/2025	Mar-May 2025	2025-03 - 05 NPV Desalter LRP Credit	156,150.67		
	Check# 27304 Total				156,150.67		
	27352	07/09/2025	37951-54676-0725	Utilities	74.30		
	Check# 27352 Total				74.30		
City of Simi Valley	27280	06/25/2025	19186	Recycled Water - May 2025	16,799.37		
	Check# 27280 Total				16,799.37		
	27381	07/16/2025	19408	Recycled Water - Jun 2025	19,068.87		
	Check# 27381 Total				19,068.87		
City of Thousand Oaks	27382	07/16/2025	48326-46726-0725	Utilities	493.92		
	Check# 27382 Total				493.92		
	27383	07/16/2025	48326-50840-0725	Utilities	52.92		
	Check# 27383 Total				52.92		
Cla-Val Company	27426	07/23/2025	922741	Calleguas-LVMWD Interconnection Pump Check Valve I	2,360.00	450	LVMWD-CMWD Interconnection
	Check# 27426 Total				2,360.00		
Coastal Pipco	27305	07/02/2025	S2292883.001	Piping Supplies	761.56		
			S2292883.002	Piping Supplies	118.91		
			S2296938.001	Piping Supplies	162.45		
			S2296938.002	Piping Supplies	28.14		
			S2297383.001	Piping Supplies	127.98		
	Check# 27305 Total				1,199.04		
	27427	07/23/2025	S2297383.002	Piping Supplies	144.17		
			S2297836.001	Piping Supplies	289.20		
			S2299337.001	Piping Supplies	222.53		
			S2299337.002	Piping Supplies	143.04		
	Check# 27427 Total				798.94		
Cole-Parmer Instrument Company	27428	07/23/2025	4038891	Lab Supplies	389.21		
	Check# 27428 Total				389.21		
Colonial Life & Accident Ins	27306	07/02/2025	7189616-0613171	2025-07 EE Paid Ins	1,360.46		
	Check# 27306 Total				1,360.46		
ConnectWise, LLC	27384	07/16/2025	INV01413198	Perch - IT Security Service - Jul 2025	1,638.56		
	Check# 27384 Total				1,638.56		

Payment Register

Payment Date 06/24/25 - 07/28/25

Vendor	Ck#	Pmt Date	Invoice #	Invoice Description	Invoice Amt	Proj #	Project Description
Consolidated Electrical Distributors/Royal Ind Sol	27429	07/23/2025	9009-1059915	Electrical Supplies	222.13		
				Check# 27429 Total	222.13		
Contractor Compliance & Monitoring	27281	06/25/2025	24111	Labor Compliance Services	750.00	620	Network Center Relo & Admin Storage Improvements
				Check# 27281 Total	750.00		
	27307	07/02/2025	24325	Labor Compliance Services	750.00	620	Network Center Relo & Admin Storage Improvements
				Check# 27307 Total	750.00		
	27430	07/23/2025	24560	Labor Compliance - Jul 2025	750.00	620	Network Center Relo & Admin Storage Improvements
				Check# 27430 Total	750.00		
Contractors Crane Service	27308	07/02/2025	202605	Crane Service	2,931.09		
				Check# 27308 Total	2,931.09		
Convergint Technologies LLC	27431	07/23/2025	IN00357819	Annual Alarm Support - E. Portal Cameras	1,950.00		
				Check# 27431 Total	1,950.00		
County of Ventura	27385	07/16/2025	LAFCO FY 2025-26	LAFCO Annual Payment FY 25-26	105,175.00		
				Check# 27385 Total	105,175.00		
	27432	07/23/2025	396009	Encroachment Permit PE25-0563	560.00	450	LVMWD-CMWD Interconnection
				Check# 27432 Total	560.00		
Crestview Mutual Water Company	27309	07/02/2025	Jan-Apr 2025	Refund Capacity Charges	28,476.00		
				Check# 27309 Total	28,476.00		
D&H Water Systems	27353	07/09/2025	I2025-0855	WF Annual Halogen Valve Certification	2,320.00		
				Check# 27353 Total	2,320.00		
Daniel's Tire Service	27310	07/02/2025	250144449	Tire Service	751.36		
				Check# 27310 Total	751.36		
	27433	07/23/2025	250145018	Tires	3,166.07		
				Check# 27433 Total	3,166.07		
DCH Ford of Thousand Oaks	27311	07/02/2025	917825	Service Unit 28	1,774.50		
			918144	Service Unit 74	145.46		
				Check# 27311 Total	1,919.96		

Payment Register

Payment Date 06/24/25 - 07/28/25

Vendor	Ck#	Pmt Date	Invoice #	Invoice Description	Invoice Amt	Proj #	Project Description
DCH Ford of T.O. (continued)	27386	07/16/2025	918442	Service Unit 44	1,510.86		
			918631	Services Unit 62	559.15		
			918740	Services Unit 19	1,284.87		
				Check# 27386 Total	3,354.88		
Dopudja & Wells Consulting, Inc.	27434	07/23/2025	2073	WRIST - Phase 1	2,113.67		
				Check# 27434 Total	2,113.67		
Eagle Aerial Solutions	27345	07/02/2025	20790	WaterView Software Cost Share (MAAP Reimb)	7,470.00		
				Check# 27345 Total	7,470.00		
Elegant Gardens Nursery, Inc.	27435	07/23/2025	88838	Landscaping Materials	501.93		
			88860	Landscaping Materials	501.93		
				Check# 27435 Total	1,003.86		
Environmental Resource Associates - ERA	27387	07/16/2025	118158	Lab Supplies	249.61		
				Check# 27387 Total	249.61		
Eurofins Eaton Analytical, Inc.	27388	07/16/2025	3800088474	Lab Services	189.26		
				Check# 27388 Total	189.26		
Facilities Protection Systems	27436	07/23/2025	92471	Network Center Annual Maintenance	1,000.00		
				Check# 27436 Total	1,000.00		
Falcon Fuels	27354	07/09/2025	85289	Fuel - Unleaded	6,723.71		
				Check# 27354 Total	6,723.71		
	27437	07/23/2025	85516	Fuel - Red Diesel	14,290.32		
				Check# 27437 Total	14,290.32		
Federal Express	27312	07/02/2025	8-885-64457	Express Shipping	363.36		
			8-892-29610	Express Shipping	625.48		
			8-899-69231	Express Shipping	740.29		
			8-907-20555	Express Shipping	37.92		
				Check# 27312 Total	1,767.05		
	27389	07/16/2025	8-920-82738	Express Shipping	105.29		
				Check# 27389 Total	105.29		
	27438	07/23/2025	8-914-05058	Express Shipping	55.35	592	Lindero Pump Station Rehabilitation
				Check# 27438 Total	55.35		

Payment Register

Payment Date 06/24/25 - 07/28/25

Vendor	Ck#	Pmt Date	Invoice #	Invoice Description	Invoice Amt	Proj #	Project Description
Fence Factory Rentals	27282	06/25/2025	669028	Restroom Rental for Drip Irrigation Class	156.24		
	Check# 27282 Total				156.24		
	27313	07/02/2025	668733	Restroom Rental	133.10		
	Check# 27313 Total				133.10		
	27439	07/23/2025	671017	Restroom Rental	133.10		
	Check# 27439 Total				133.10		
Fisher Scientific	27314	07/02/2025	1683728	Lab Supplies	246.54		
	Check# 27314 Total				246.54		
	27355	07/09/2025	2048084	Lab Supplies	104.82		
	Check# 27355 Total				104.82		
	27390	07/16/2025	1960435	Lab Supplies	170.27		
	Check# 27390 Total				170.27		
Franchise Tax Board	27315	07/02/2025	886463872-0625B	#886463872-06/30/25	25.00		
	Check# 27315 Total				25.00		
	27368	07/15/2025	886463872-0225B	#886463872-02/28/25	25.00		
	Check# 27368 Total				25.00		
	27391	07/16/2025	886463872-0725A	#886463872-07/15/25	25.00		
	Check# 27391 Total				25.00		
Frontier	27283	06/25/2025	2091781628-0625	Signal Channels	70.88		
			2131743676-0725	Signal Channels	70.88		
			8051971428-0625	Signal Channels	396.67		
	Check# 27283 Total				538.43		
	27356	07/09/2025	2091883352-0725	Signal Channels	958.19		
			8051970322-0725	Signal Channels	272.00		
	Check# 27356 Total				1,230.19		
	27392	07/16/2025	4241537402-0725	Signal Channels	304.53		
	Check# 27392 Total				304.53		
	27440	07/23/2025	2091781628-0725	Signal Channels	70.88		
			2131743676-0825	Signal Channels	70.88		
			8051970536-0725	Signal Channels	402.09		
	Check# 27440 Total				543.85		

Payment Register

Payment Date 06/24/25 - 07/28/25

Vendor	Ck#	Pmt Date	Invoice #	Invoice Description	Invoice Amt	Proj #	Project Description
Gannett California LocaliQ	27441	07/23/2025	7205187	Water Rates & Project Bid Advertisements	581.86		
				Check# 27441 Total	581.86		
GI Industries	27316	07/02/2025	2202079-0283-8	Waste Removal & Green	1,024.01		
			2202205-0283-9	Waste Removal - Recycle	271.88		
				Check# 27316 Total	1,295.89		
	27357	07/09/2025	2202319-0283-8	Waste Removal - Green	418.68		
				Check# 27357 Total	418.68		
GNR Fence, Inc.	27317	07/02/2025	506	WF Fence Repair	2,850.00		
				Check# 27317 Total	2,850.00		
Graybar Electric Company, Inc.	27318	07/02/2025	9300103732	EcoStruxure Control Expert Lvl 2 Training	1,680.00		
				Check# 27318 Total	1,680.00		
Hamner Jewell & Associates	27284	06/25/2025	204663	ROW Services	577.50	569	Smith Rd. Tank
			204682	ROW Services	3,588.75	562	Calleguas-Ventura Interconnection
			204693	ROW Services Somis Farmworker Discharge Sta	330.00		
			204713	ROW Services	453.75		
			204794	ROW Services - Reg. Sta. 9	206.25		
				Check# 27284 Total	5,156.25		
	27319	07/02/2025	204672	ROW Services Staff House 3	206.25		
			204747	ROW Services	206.25	569	Smith Rd. Tank
			204764	ROW Services Staff House 3	206.25		
			204770	ROW Services	20,583.75	562	Calleguas-Ventura Interconnection
				Check# 27319 Total	21,202.50		
Hansen's Plumbing & Mechanical	27358	07/09/2025	31463	Plumbing Services	250.00		
			31464	Plumbing Services	832.18		
				Check# 27358 Total	1,082.18		
Home Depot Credit Services	27393	07/16/2025	8086-0625	Credit Card Charges - O&M	2,851.17		
				Check# 27393 Total	2,851.17		
Hunt Ortmann Palffy Nieves Darling & Mah, Inc.	27285	06/25/2025	113041	Legal Services	16,929.00	450	LVMWD-CMWD Interconnection
				Check# 27285 Total	16,929.00		
	27442	07/23/2025	113517	Legal Services	23,336.00	450	LVMWD-CMWD Interconnection
				Check# 27442 Total	23,336.00		

Payment Register

Payment Date 06/24/25 - 07/28/25

Vendor	Ck#	Pmt Date	Invoice #	Invoice Description	Invoice Amt	Proj #	Project Description
L.A. Design Studio	27320	07/02/2025	5922	Website Maintenance Jan-Mar 2025	900.00		
			5937	Website Maint. Apr-May-Jun; Graphic Design	2,200.00		
			Check# 27320 Total		3,100.00		
Larry Walker Associates	27321	07/02/2025	244.76-7	Engineering Consulting	332.00	622	Crew Building Expansion - Civil & Electrical Work
					332.00		
	27369	07/15/2025	244.74-9	LV-CMWD Interconnection	498.00	450	LVMWD-CMWD Interconnection
				Check# 27369 Total	498.00		
LBL Equipment Repair, Inc.	27394	07/16/2025	6519N	Hydraulic Fluid	83.60		
					83.60		
				Check# 27394 Total	83.60		
Lettis Consultants International, Inc.	27322	07/02/2025	1043.018-01	Lake Bard 2024 Surveillance Data Review	19,600.00		
					19,600.00		
				Check# 27322 Total	19,600.00		
Mac Valley Oil Company	27395	07/16/2025	25-364897	Oil	1,960.10		
					1,960.10		
				Check# 27395 Total	1,960.10		
Mc Master-Carr Supply Company	27323	07/02/2025	47267012	Dist. Supplies	127.55		
			47285634	Unit 17 Supplies	247.10		
			47635148	Unit 17 Supplies	31.89		
			47735009	Dist. Supplies	63.46		
			47818767	Dist. Maint. Supplies	59.43		
			47883200	Dist. Supplies	17.96		
			Check# 27323 Total		547.39		
	27396	07/16/2025	48094153	Dist. Supplies	243.37		
				Check# 27396 Total	243.37		
Michael K. Nunley & Associates, Inc.	27286	06/25/2025	1084	Engineering Consulting	2,203.00	625	Marz Farms SMP Discharge Station
					2,203.00		
	27324	07/02/2025	1295	Engineering Consulting	6,177.25	625	Marz Farms SMP Discharge Station
				Check# 27324 Total	6,177.25		
MNS Engineers	27292	06/25/2025	89857	Engineering Consulting	490.00	450	LVMWD-CMWD Interconnection Survey of Monitoring Wells
			89858	Engineering Consulting	12,350.00		
				Check# 27292 Total	12,840.00		

Payment Register

Payment Date 06/24/25 - 07/28/25

Vendor	Ck#	Pmt Date	Invoice #	Invoice Description	Invoice Amt	Proj #	Project Description
Moody's Investors Service	27359	07/09/2025	C2239927 - 000	2008A LOC	2,700.00		
				Check# 27359 Total	2,700.00		
MSDSOnline dba VelocityEHS	27287	06/25/2025	333010	MSDS Online Annual Renewal	4,798.52		
				Check# 27287 Total	4,798.52		
Newark	27397	07/16/2025	38036276 38043291	Electrical Supplies Electrical Supplies	76.51 647.13		
				Check# 27397 Total	723.64		
Orkin Pest Control	27360	07/09/2025	284582181	Pest Control	319.00		
				Check# 27360 Total	319.00		
Ovivo USA, LLC	27325	07/02/2025	8490021	Connector	166.99		
				Check# 27325 Total	166.99		
Perimeter Security Systems	27326	07/02/2025	325014	Upper Gate Repairs	6,405.00		
				Check# 27326 Total	6,405.00		
Petty Cash	27288	06/25/2025	PC 05/31/25	Petty Cash - May 2025	66.60		
				Check# 27288 Total	66.60		
	27398	07/16/2025	PC 06/30/25	Petty Cash - June 2025	42.00		
				Check# 27398 Total	42.00		
Phoenix Civil Engineering	27293	06/25/2025	25202	Engineering Consulting	1,040.25	450	LVMWD-CMWD Interconnection
				Check# 27293 Total	1,040.25		
Physis Environmental Laboratories, Inc.	27327	07/02/2025	1502001-119 1502001-120 1502001-121 1502001-122	Lab Services Lab Services Lab Services Lab Services	990.00 330.00 330.00 330.00		
				Check# 27327 Total	1,980.00		
Pre Con Industries, Inc.	27399	07/16/2025	CW43-01	Construction Retention	20,000.00 (1,000.00)	620	Network Center Relo & Admin Storage Improvements
				Check# 27399 Total	19,000.00		
Price, Postel & Parma, LLP	27294	06/25/2025	222489	Legal Services	340.00	569	Smith Rd. Tank
				Check# 27294 Total	340.00		

Payment Register

Payment Date 06/24/25 - 07/28/25

Vendor	Ck#	Pmt Date	Invoice #	Invoice Description	Invoice Amt	Proj #	Project Description
Printing Connection	27289	06/25/2025	73087	Business Cards - Hollifield	109.08		
			73097	Business Cards - Avila, GM, Hollifield -Combined	287.23		
				Check# 27289 Total	396.31		
Quadient Leasing USA	27361	07/09/2025	Q1916179	Postage Meter Lease Jul-Oct 2025	271.36		
				Check# 27361 Total	271.36		
Quinn Company	27400	07/16/2025	BON10000722	Generator Maint. - Credit	(1,090.13)		
			WON10024900	Generator Maint.	1,090.13		
			WON10024919	Generator Maint.	2,217.38		
				Check# 27400 Total	2,217.38		
R & B Automation, Inc.	27419	07/16/2025	10150755	Auma Actuator Installation	9,605.98		
				Check# 27419 Total	9,605.98		
Roy's Towing	27328	07/02/2025	25-1940	Towing Service	687.50		
				Check# 27328 Total	687.50		
Safety Unlimited, Inc.	27290	06/25/2025	CMWD043025	Hazwoper Training	199.75		
				Check# 27290 Total	199.75		
ServiceWear Apparel, Inc.	27347	07/02/2025	518242	FR Uniforms - Credit	(673.59)		
			56940450	O&M Uniforms	72.27		
			57526170	O&M Uniforms	424.13		
			57594209	O&M Uniforms	199.64		
				Check# 27347 Total	22.45		
Shred-It	27362	07/09/2025	8011317018	Shredding Services - Jun 2025	137.26		
				Check# 27362 Total	137.26		
Southern California Edison	27329	07/02/2025	6000015092670625	Utilities	11,906.76		
			7003153544210625	Utilities	110.69		
			7003154081730625	Utilities	112.67		
			7008980270540625	Utilities	79.80		
			7008982068090725	Utilities	1,686.17		
				Check# 27329 Total	13,896.09		
	27401	07/16/2025	7003460257200725	Pumping Power Cost	66,386.03		
			7007879066910725	Pumping Power Cost	65,883.19		
			7009108950150725	Utilities	11.69		
				Check# 27401 Total	132,280.91		

Payment Register

Payment Date 06/24/25 - 07/28/25

Vendor	Ck#	Pmt Date	Invoice #	Invoice Description	Invoice Amt	Proj #	Project Description
Southern California Edison (continued)	27443	07/23/2025	7003153544210725	Utilities	157.79		
			7003154081730725	Utilities	160.47		
			7005542693600725	Utilities	6,216.48		
			7005544657840725	Utilities	9,236.23		
			Check# 27443 Total		15,770.97		
Staheli Trenchless Consultants	27295	06/25/2025	25-099	Engineering Consulting	2,895.00	562	Calleguas-Ventura Interconnection
					Check# 27295 Total		
Standard Insurance Company	27330	07/02/2025	0017126900010725	2025-07 EE Paid Ins	7,999.89		
					Check# 27330 Total	7,999.89	
Staples Advantage	27346	07/02/2025	7005790464	Lab Supplies	10.73		
					Check# 27346 Total	10.73	
State Water Resource Control Board	27402	07/16/2025	25492-2025	Operator D3 Cert Renewal - Ceja	140.00		
					Check# 27402 Total	140.00	
Sunbelt Rentals, Inc.	27331	07/02/2025	169191179-0001	Equipment Rental	2,245.49		
					Check# 27331 Total	2,245.49	
	27332	07/02/2025	171039700-0001	T500J Tow-Pro Series Boom Lift	52,722.07		
					Check# 27332 Total	52,722.07	
27403	07/16/2025	170170756-0001	Equipment Rental	1,766.22			
				Check# 27403 Total	1,766.22		
Sustainable Mitigation	27333	07/02/2025	1451	Weed Abatement & Fire Notices	10,715.60		
					Check# 27333 Total	10,715.60	
Terraverde Energy LLC	27334	07/02/2025	2472	Wellfield SGIP Application Svs.	1,628.75		
					Check# 27334 Total	1,628.75	
	27444	07/23/2025	2497	Wellfield SGIP Application Svs.	7,526.25		
					Check# 27444 Total	7,526.25	
The Acorn Newspapers	27445	07/23/2025	2025ci-16294	2025 Drip Irrigation Workshop Ad June - October	2,770.00		
			2025ci-16294A	Acorn Ads for Firewise Class	2,040.00		
			Check# 27445 Total		4,810.00		

Payment Register

Payment Date 06/24/25 - 07/28/25

Vendor	Ck#	Pmt Date	Invoice #	Invoice Description	Invoice Amt	Proj #	Project Description
The Gas Company	27335	07/02/2025	03581318007-0625	Utilities	64.51		
				Check# 27335 Total	64.51		
	27446	07/23/2025	03581318007-0725	Utilities	64.78		
				Check# 27446 Total	64.78		
ThirdRail	27296	06/25/2025	18710	Outreach Materials	1,407.67		
			18711	Outreach Materials	573.35		
				Check# 27296 Total	1,981.02		
Tony's Tires	27336	07/02/2025	51973	Tires Unit 55	540.02		
			52002	Service Unit 71	228.77		
				Check# 27336 Total	768.79		
Tyler Technologies	27337	07/02/2025	045-523479	NWS Annual Maintenance 2026	50,806.54		
				Check# 27337 Total	50,806.54		
Uline Inc.	27338	07/02/2025	193787812	HRRM Supplies	775.62		
				Check# 27338 Total	775.62		
	27404	07/16/2025	193760714	PPE Gloves	140.75		
			194003978	PPE Gloves	1,545.92		
			194292261	O&M Supplies	684.03		
			194451825	Safety Equipment	1,520.11		
				Check# 27404 Total	3,890.81		
Underground Service Alert	27405	07/16/2025	24-254209	Digalert Fees	93.00		
			620250170	DigAlert Services	341.15		
				Check# 27405 Total	434.15		
United Way	27447	07/23/2025	07-2024-06-2025	Employee Contributions	924.00		
				Check# 27447 Total	924.00		
Universal Imaging Systems	27406	07/16/2025	528	Annual Copier Maintenance Agmt 2025-2026	8,425.00		
				Check# 27406 Total	8,425.00		
V3 Printing Corporation	27448	07/23/2025	109836	Annual Water Quality Report Printing	756.42		
				Check# 27448 Total	756.42		
Ventura County Air Pollution	27407	07/16/2025	1054856	Permit Fee - Fac# 81406-100	4,418.29	592	Lindero Pump Station Rehabilitation
				Check# 27407 Total	4,418.29		

Payment Register

Payment Date 06/24/25 - 07/28/25

Vendor	Ck#	Pmt Date	Invoice #	Invoice Description	Invoice Amt	Proj #	Project Description
Ventura County Air Pollution (continued)	27408	07/16/2025	1054887	Permit Renewal Fac 07863 - 7/2025 - 6/2026	770.00		
				Check# 27408 Total	770.00		
Ventura County Sheriff's Office	27339	07/02/2025	4811265-0625B	#56-2016-004811265-06/30/25	50.00		
				Check# 27339 Total	50.00		
	27370	07/15/2025	4811265-0225B	#56-2016-004811265-02/28/25	50.00		
				Check# 27370 Total	50.00		
	27409	07/16/2025	4811265-0725A	#56-2016-004811265-07/15/25	50.00		
				Check# 27409 Total	50.00		
Ventura County Special Districts Association	27340	07/02/2025	0004	VCSDA Annual Membership 2025-2026	375.00		
				Check# 27340 Total	375.00		
Verizon Wireless	27341	07/02/2025	6115147009 6115919551	Signal Channels Signal Channels	7,909.87 304.54		
				Check# 27341 Total	8,214.41		
	27410	07/16/2025	6117657359	Signal Channels	8,124.90		
				Check# 27410 Total	8,124.90		
Vortex Industries, Inc.	27342	07/02/2025	01 - 2058462	WF Gate Repair	785.00		
				Check# 27342 Total	785.00		
WageWorks	27343	07/02/2025	INV7970860	2025-06 Admin Fees	220.00		
				Check# 27343 Total	220.00		
WaterWisePro Training	27411	07/16/2025	000068	Recruitment Ad	300.00		
				Check# 27411 Total	300.00		
Wells Fargo Bank, N.A.	27363	07/09/2025	44751	2008A Remarket Fee - 2nd Qtr	9,137.50		
				Check# 27363 Total	9,137.50		
Wells Fargo Business Card	27291	06/25/2025	1973-0525	Credit Card Charges - Finance	989.19		
				Check# 27291 Total	989.19		
	27364	07/09/2025	0533-0625	Credit Card Charges - Exec. Strategist	29.63		
				Check# 27364 Total	29.63		

Payment Register

Payment Date 06/24/25 - 07/28/25

Vendor	Ck#	Pmt Date	Invoice #	Invoice Description	Invoice Amt	Proj #	Project Description
Wells Fargo Business Card (continued)	27365	07/09/2025	2101-0625	Credit Card Charges - IT	201.98		
	Check# 27365 Total				201.98		
	27366	07/09/2025	6574-0625	Credit Card Charges - O&M	5,732.84		
	Check# 27366 Total				5,732.84		
	27367	07/09/2025	6787-0625	Credit Card Charges - GM	20.00		
	Check# 27367 Total				20.00		
	27412	07/16/2025	0544-0625	Credit Card Charges - Deputy GM	274.18		
	Check# 27412 Total				274.18		
	27413	07/16/2025	1210-0625	Credit Card Charges - HRRM	9,402.24		
	Check# 27413 Total				9,402.24		
	27414	07/16/2025	2219-0625	Credit Card Charges - Eng.	798.00		
	Check# 27414 Total				798.00		
	27415	07/16/2025	4124-0625	Credit Card Charges - Water Resources	2,120.03		
	Check# 27415 Total				2,120.03		
	27416	07/16/2025	8140-0625	Credit Card Charges - Clerk of the Board	337.99		
	Check# 27416 Total				337.99		
	27417	07/16/2025	4919-0625	Credit Card Charges - Ex. Affairs	4,892.28		
	Check# 27417 Total				4,892.28		
Westlake Ace Hardware	27344	07/02/2025	70226271	Equipment Supplies	37.48		
				Check# 27344 Total	37.48		
White Cap, L.P.	27418	07/16/2025	50032209799	LBWFP Chem Supplies	714.11		
				Check# 27418 Total	714.11		
Check Total					1,160,356.45		
A and B Electric Company, Inc.	3357	07/23/2025	96900	Meetings & Trainings	16,056.50		
			96901	Inspection & Consulting Services	1,860.00	450	LVMWD-CMWD Interconnection
			96902	Inspection & Consulting Services	1,176.50	587	Lake Bard Pump Station
			96903	Inspection & Consulting Services	6,033.30	591	Lake Sherwood Pump Station Rehabilitation
			96904	Inspection & Consulting Services	2,444.50	620	Network Center Relo & Admin Storage Improvements
	EFT# 3357 Total				27,570.80		

Payment Register

Payment Date 06/24/25 - 07/28/25

Vendor	Ck#	Pmt Date	Invoice #	Invoice Description	Invoice Amt	Proj #	Project Description
Advanced Sanitation	3275	06/25/2025	16412	Septic Services	575.00		
				EFT# 3275 Total	575.00		
	3358	07/23/2025	16523	Septic Services	575.00		
				EFT# 3358 Total	575.00		
Arellano Associates	3333	07/16/2025	22675	Public Outreach Support - Apr - Jun 2025	232.49		
				EFT# 3333 Total	232.49		
Aspen Environmental Group	3276	06/25/2025	3595.002-16	Environmental Svs. - Annexation GIS Support	165.00		
			3595.003-04	Environmental Svs. - Misc. GIS	647.50		
			3595.004-08	Environmental Svs. - Web Map Maintenance	165.00		
				EFT# 3276 Total	977.50		
	3289	07/02/2025	3595.001-16	Environmental Svs. - Smith Road Tank	15,617.12	569	Smith Rd. Tank
			3595.001-17	Environmental Svs. - Smith Road Tank	5,301.29	569	Smith Rd. Tank
				EFT# 3289 Total	20,918.41		
	3359	07/23/2025	3595.002-17	Environmental Svs. - Annexation GIS Support	262.50		
			3595.004-09	Environmental Svs. - Web Map Maintenance	262.50		
				EFT# 3359 Total	525.00		
Best Best Krieger, LLP	3318	07/09/2025	1031726	Legal Services	29,614.00		
			1031727	Legal Services	10,617.63		
				EFT# 3318 Total	40,231.63		
Bondy Groundwater Consulting, Inc.	3319	07/09/2025	104-12	Groundwater Consulting	4,702.50		
				EFT# 3319 Total	4,702.50		
BPS Supply Group	3290	07/02/2025	S3229651.001	Dist. Supplies	1,105.21		
				EFT# 3290 Total	1,105.21		
	3334	07/16/2025	S3232202.001	Asco Rebuild Kits	1,612.69		
				EFT# 3334 Total	1,612.69		
C & M Auto Truck Electric	3291	07/02/2025	062025 Service	Service Unit 12	550.00		
				EFT# 3291 Total	550.00		
Camrosa Water District	3292	07/02/2025	Apr & May 2025	2025-04 & 2025-05 Round Mountain LRP Credit	31,483.34		
				EFT# 3292 Total	31,483.34		

Payment Register

Payment Date 06/24/25 - 07/28/25

Vendor	Ck#	Pmt Date	Invoice #	Invoice Description	Invoice Amt	Proj #	Project Description
Chandler Asset Management, Inc.	3293	07/02/2025	2505CMWD	Investment Mgmt Fees - May 2025	8,347.57		
				EFT# 3293 Total	8,347.57		
	3335	07/16/2025	2506CMWD	Investment Mgmt Fees - Jun 2025	8,363.55		
				EFT# 3335 Total	8,363.55		
Dragon Media Co.	3336	07/16/2025	1404	Annual Water Quality Report Design	2,450.00		
				EFT# 3336 Total	2,450.00		
Eagle Aerial Solutions	3320	07/09/2025	20801	WaterView Software Cost Share (MAAP Reimb)	18,190.00		
				EFT# 3320 Total	18,190.00		
	3337	07/16/2025	20790A	WaterView Software Cost Share (MAAP Reimb)	7,470.00		
				EFT# 3337 Total	7,470.00		
Employment Development Department (EDD)	3315	07/02/2025	2025-06-30	2025-06-30 Payroll Taxes	25,807.82		
				EFT# 3315 Total	25,807.82		
	3328	07/07/2025	2025-07-07	2025-07-07 Payroll Taxes	1.45		
				EFT# 3328 Total	1.45		
	3350	07/15/2025	2025-07-15	2025-07-15 Payroll Taxes	25,959.28		
				EFT# 3350 Total	25,959.28		
	3351	07/22/2025	2025-07-22	2025-07-22 Payroll Taxes	15.02		
				EFT# 3351 Total	15.02		
Famcon Pipe and Supply	3338	07/16/2025	S100149006.003	Valves	3,933.93		
				EFT# 3338 Total	3,933.93		
Ferguson Waterworks	3321	07/09/2025	48336	Proco Expansion Joints	8,007.58		
				EFT# 3321 Total	8,007.58		
	3360	07/23/2025	50350	Class 300 Valve Inventory	10,673.29		
				EFT# 3360 Total	10,673.29		

Payment Register

Payment Date 06/24/25 - 07/28/25

Vendor	Ck#	Pmt Date	Invoice #	Invoice Description	Invoice Amt	Proj #	Project Description
Fgl Environmental	3294	07/02/2025	507097A	Lab Services	2,435.00		
			507313A	Lab Services	129.00		
			507424A	Lab Services	1,827.00		
			507427A	Lab Services	1,862.00		
			507428A	Lab Services	1,862.00		
			507830A	Lab Services	349.00		
			507952A	Lab Services	68.00		
			508764A	Lab Services	325.00		
			508917A	Lab Services	68.00		
			509155A	Lab Services	1,233.00		
			509199A	Lab Services	268.00		
			509329A	Lab Services	995.00		
			509334A	Lab Services	97.00		
			509336A	Lab Services	373.00		
			509338A	Lab Services	26.00		
			509340A	Lab Services	41.00		
			509341A	Lab Services	41.00		
			509342A	Lab Services	41.00		
			509343A	Lab Services	41.00		
			509345A	Lab Services	41.00		
			509346A	Lab Services	41.00		
			509348A	Lab Services	41.00		
			509349A	Lab Services	41.00		
			509350A	Lab Services	41.00		
			509352A	Lab Services	80.00		
			509353A	Lab Services	80.00		
			509354A	Lab Services	80.00		
			509355A	Lab Services	80.00		
			509356A	Lab Services	41.00		
			509460A	Lab Services	41.00		
			509461A	Lab Services	41.00		
			509463A	Lab Services	41.00		
			509464A	Lab Services	41.00		
			509465A	Lab Services	41.00		
			509466A	Lab Services	80.00		
			509467A	Lab Services	311.00		
			509478A	Lab Services	41.00		
			509490A	Lab Services	281.00		
			509491A-1	Lab Services	26.00		
			509766A	Lab Services	349.00		
			509873A	Lab Services	68.00		
			510329A	Lab Services	68.00		
			510446A	Lab Services	260.00		
			510534A	Lab Services	68.00		
EFT# 3294 Total					14,404.00		

Payment Register

Payment Date 06/24/25 - 07/28/25

Vendor	Ck#	Pmt Date	Invoice #	Invoice Description	Invoice Amt	Proj #	Project Description
Geotab USA, Inc.	3322	07/09/2025	IN438708	Vehicle GPS Service	1,106.00		
				EFT# 3322 Total	1,106.00		
Grainger	3277	06/25/2025	9544944342	PPE	268.15		
			9545530850	PPE	314.41		
				EFT# 3277 Total	582.56		
	3295	07/02/2025	9519591300	Sys. Maint. Supplies	218.49		
			9540369874	LBWFP Supplies	234.77		
			9542015731	Sys. Maint. Supplies	44.83		
			9543296280	Sys. Maint. Supplies	78.67		
			9543444922	Sys. Maint. Supplies	114.74		
			9545278831	Dist. Supplies	279.92		
			9546229379	Sys. Maint. Supplies	241.42		
			9552993470	Sys. Maint. Supplies	117.50		
			9554682436	Dist. Supplies	54.44		
				EFT# 3295 Total	1,384.78		
	3339	07/16/2025	9554682428	LBWFP Supplies	1,657.57		
			9557968576	LBWFP Supplies	42.90		
			9557981413	Gas Monitor Chargers	129.51		
			9561879934	Gas Monitor Chargers	1,036.04		
			9562301995	Gas Monitor Chargers	278.41		
			9562537473	Gas Monitor Chargers	1,165.54		
			9562537499	Gas Monitor Chargers	835.23		
			9563075002	Gas Monitor Chargers	1,113.64		
			9563075010	Gas Monitor Chargers	647.53		
			9563075028	Gas Monitor Chargers	388.52		
			9563384792	Unit 28 Tools	157.06		
			9563384800	Unit 44 Tools	229.50		
			9563384818	Dist. Supplies	81.49		
			9563797753	Gas Monitor Chargers	518.02		
				EFT# 3339 Total	8,280.96		
Hach Company	3296	07/02/2025	14544326	Lab Supplies	260.00		
				EFT# 3296 Total	260.00		
	3340	07/16/2025	14575168	Lab Supplies	1,345.03		
				EFT# 3340 Total	1,345.03		
High-Tech Battery Solutions, Inc.	3341	07/16/2025	212381	2nd Quarter Batteries and Turnouts	6,895.65		
				EFT# 3341 Total	6,895.65		

Payment Register

Payment Date 06/24/25 - 07/28/25

Vendor	Ck#	Pmt Date	Invoice #	Invoice Description	Invoice Amt	Proj #	Project Description	
ICMA	3310	07/02/2025	803371-414-0625B	2025-06-30 RHS Plan	10,841.74			
				EFT# 3310 Total	10,841.74			
	3311	07/02/2025	304070-457-0625B	2025-06-30 Def Comp	17,238.29			
				EFT# 3311 Total	17,238.29			
	3352	07/21/2025	304070-457-0725A	2025-07-15 Def Comp	19,121.42			
				EFT# 3352 Total	19,121.42			
	3353	07/21/2025	803371-414-0725A	2025-07-15 RHS Plan	10,841.74			
				EFT# 3353 Total	10,841.74			
	Internal Revenue Service (IRS)	3316	07/02/2025	2025-06-30	2025-06-30 Payroll Taxes	142,606.23		
					EFT# 3316 Total	142,606.23		
3317		07/08/2025	2025-07-07	2025-07-07 Payroll Taxes	60.50			
				EFT# 3317 Total	60.50			
3356		07/15/2025	2025-07-15	2025-07-15 Payroll Taxes	142,929.35			
				EFT# 3356 Total	142,929.35			
J. J. Keller & Associates, Inc		3342	07/16/2025	9110268124	Compliance Subscription 2025-2026	537.78		
					EFT# 3342 Total	537.78		
JPW Communications, Inc	3343	07/16/2025	3676	T&M-Service Area Map & Timeline Graphic Design Svcs	2,175.00			
				EFT# 3343 Total	2,175.00			
Kennedy Jenks Consultants	3278	06/25/2025	180529	Engineering Consulting	3,419.00	587	Lake Bard Pump Station	
			180530	Engineering Consulting	9,180.00	592	Lindero Pump Station Rehabilitation	
			180533	Engineering Consulting	8,927.80	620	Network Center Relo & Admin Storage Improvements	
			180534	Engineering Consulting	56,025.00	622	Crew Building Expansion - Civil & Electrical Work	
			180535	Engineering Consulting	30,570.00	603	Crew Building Improvements	
			EFT# 3278 Total	108,121.80				
	3361	07/23/2025	181092	Engineering Consulting	12,818.00	587	Lake Bard Pump Station	
			181093	Engineering Consulting	505.00	592	Lindero Pump Station Rehabilitation	
			181094	Prop 1 Round 1 IRWM Grant Admin - Jun 2025	2,517.50			
			181095	Prop 1 Round 2 IRWM Grant Admin - Jun 2025	662.50			
			181096	Engineering Consulting	8,645.00	620	Network Center Relo & Admin Storage Improvements	
			181097	Engineering Consulting	34,555.00	622	Crew Building Expansion - Civil & Electrical Work	
			181098	Engineering Consulting	727.50	603	Crew Building Improvements	
			181099	Engineering Consulting - House 3	7,080.00			
			EFT# 3361 Total	67,510.50				

Payment Register

Payment Date 06/24/25 - 07/28/25

Vendor	Ck#	Pmt Date	Invoice #	Invoice Description	Invoice Amt	Proj #	Project Description
Leah Hoholick	3323	07/09/2025	Invoice 2	Calleguas-Las Virgenes Interconnection Video	1,550.00		
				EFT# 3323 Total	1,550.00		
Leighton Consulting, Inc.	3279	06/25/2025	67007	Seismic Analysis of WR Dam & Dikes - Phase 2	1,265.60		
				EFT# 3279 Total	1,265.60		
Metropolitan Water District	3210	06/30/2025	11822	Water Payment - Apr 2025	9,063,527.84		
				EFT# 3210 Total	9,063,527.84		
Mission Uniform Service	3297	07/02/2025	524064714	Mat/Towel Service	101.80		
			524106714	Mat/Towel Service	144.71		
				EFT# 3297 Total	246.51		
	3344	07/16/2025	524150350	Mat/Towel Service	101.80		
				EFT# 3344 Total	101.80		
MNS Engineers	3298	07/02/2025	89885	LBWFP Secondary Emergency Access	3,350.00		
				EFT# 3298 Total	3,350.00		
	3345	07/16/2025	90264	Eng. Consulting - Survey of Monitoring Wells	1,440.00		
				EFT# 3345 Total	1,440.00		
Northern Digital, Inc.	3299	07/02/2025	58368	System Support - Jun 2025	24,790.00		
				EFT# 3299 Total	24,790.00		
	3324	07/09/2025	58462	Turnout Automation System Upgrade	1,110.00		
				EFT# 3324 Total	1,110.00		
Northern Safety Co., Inc.	3346	07/16/2025	906969037	PPE Nitrile Gloves	235.52		
				EFT# 3346 Total	235.52		
ODP Business Solutions, Inc.	3280	06/25/2025	35509760	Office Supplies	582.04		
				EFT# 3280 Total	582.04		
Paladin Risk Management Limited, LLC	3300	07/02/2025	17234	Risk Management Svs.	2,300.00		
				EFT# 3300 Total	2,300.00		
Perliter & Ingalsbe	3281	06/25/2025	18951	Engineering Consulting	67,530.00	562	Calleguas-Ventura Interconnection
			18952	Engineering Consulting	10,918.75	590	TOD Pump Station Rehabilitation
			18953	Engineering Consulting	1,792.50	591	Lake Sherwood Pump Station Rehabilitation
				EFT# 3281 Total	80,241.25		

Payment Register

Payment Date 06/24/25 - 07/28/25

Vendor	Ck#	Pmt Date	Invoice #	Invoice Description	Invoice Amt	Proj #	Project Description	
Perlter & Ingalsbe (continued)	3301	07/02/2025	18949	Engineering Consulting	40,237.50	536	SMP Phase 3	
			18950	Engineering Consulting	15,358.75	569	Smith Rd. Tank	
	EFT# 3301 Total				55,596.25			
	3362	07/23/2025	18955	Engineering Consulting	34,950.00	536	SMP Phase 3	
			18956	Engineering Consulting	13,342.50	569	Smith Rd. Tank	
			18957	Engineering Consulting	79,071.00	562	Calleguas-Ventura Interconnection	
			18958	Engineering Consulting	15,311.25	590	TOD Pump Station Rehabilitation	
			18959	Engineering Consulting	76.25	591	Lake Sherwood Pump Station Rehabilitation	
			EFT# 3362 Total				142,751.00	
	Pers Health	3309	07/02/2025	17956066	2025-07 Health Premium	204,617.85		
EFT# 3309 Total						204,617.85		
3312		07/02/2025	17956069	2025-07 Health Premium	3,785.34			
					EFT# 3312 Total			
3313		07/02/2025	17926366	2025-06 Health Premium	3,785.34			
					EFT# 3313 Total			
3314		07/02/2025	17896004	2025-05 Health Premium	(6,056.56)			
					EFT# 3314 Total			
Pers Retirement		3272	06/24/2025	2025-05-2	2025-05-2 Classic Contrib	53,918.74		
						EFT# 3272 Total		
	3273	06/24/2025	2025-05-2P	2025-05-2 PEPRA Contrib	32,072.68			
					EFT# 3273 Total			
	3274	06/24/2025	2025-05-2PA	2025-05-2 Adj. PEPRA Contrib	261.03			
					EFT# 3274 Total			
	3329	07/11/2025	2025-06-1	2025-06-1 Classic Contrib	54,036.68			
					EFT# 3329 Total			
	3330	07/11/2025	2025-06-1CA	2025-06-1 Adj. Classic Contrib	82.98			
					EFT# 3330 Total			
3331	07/11/2025	2025-06-1P	2025-06-1 PEPRA Contrib	31,305.48				
				EFT# 3331 Total				31,305.48
3354	07/24/2025	17970639	FY 2025-26 Unfunded Liab Contrb-Classic	938,664.00				
				EFT# 3354 Total				938,664.00

Payment Register

Payment Date 06/24/25 - 07/28/25

Vendor	Ck#	Pmt Date	Invoice #	Invoice Description	Invoice Amt	Proj #	Project Description
Pers Retirement (continued)	3355	07/24/2025	17970651	FY 2025-26 Unfunded Liab Contrib - PEPRA	16,148.00		
				EFT# 3355 Total	16,148.00		
Phoenix Civil Engineering	3363	07/23/2025	25229	Engineering Consulting	4,498.50	450	LVMWD-CMWD Interconnection
				EFT# 3363 Total	4,498.50		
Power Machinery Center	3302	07/02/2025	W96670	Forklift Service	602.80		
				EFT# 3302 Total	602.80		
Price, Postel & Parma, LLP	3303	07/02/2025	223223	Legal Services	170.00	569	Smith Rd. Tank
				EFT# 3303 Total	170.00		
SatCom Global Inc.	3325	07/09/2025	AI07250053	Satellite Phone	57.21		
				EFT# 3325 Total	57.21		
Secorp Industries	3347	07/16/2025	I0094254	Monthly SCBA Inspection - Jun 2025	620.00		
				EFT# 3347 Total	620.00		
ServiceWear Apparel, Inc.	3348	07/16/2025	57680388	O&M Uniforms	200.30		
			57680389	O&M Uniforms	25.34		
				EFT# 3348 Total	225.64		
Spectrum/Charter Communications	3326	07/09/2025	1786555-0625	Signal Channels 8448200291786555	88.20		
			187756501-0725	Signal Channels 187756501	1,050.00		
			245096501-0725	Signal Channels 245096501	84.98		
			249852101-0725	Signal Channels 249852101	84.99		
			250103501-0725	Signal Channels 250103501	84.99		
			250483101-0725	Signal Channels 250483101	84.99		
				EFT# 3326 Total	1,478.15		
ThirdRail	3364	07/23/2025	18721	Outreach Materials - Tumblers	626.06		
				EFT# 3364 Total	626.06		
Water & Energy Consulting	3282	06/25/2025	CMWD0525	Hydro Consulting	11,700.00	582	Oxnard -SR Fdr & Santa Rosa Hydro Improvements
				EFT# 3282 Total	11,700.00		
Water Systems Consulting, Inc.	3365	07/23/2025	11278	WRIST - Phase 1	2,112.50		
				EFT# 3365 Total	2,112.50		

Payment Register

Payment Date 06/24/25 - 07/28/25

Vendor	Ck#	Pmt Date	Invoice #	Invoice Description	Invoice Amt	Proj #	Project Description	
Wendelstein Law Group PC	3283	06/25/2025	W 1247-0625	Legal Services	2,165.50	450	LVMWD-CMWD Interconnection	
				Legal Services	18,349.00			
			W 1260-0625	Legal Services	244.00	592	Lindero Pump Station Rehabilitation	
				EFT# 3283 Total		20,758.50		
	3366	07/23/2025	W 1247-0725	Legal Services	2,013.00	450	LVMWD-CMWD Interconnection	
				Legal Services	122.00	620	Network Center Relo & Admin Storage Improvements	
				Legal Services	23,015.50			
			W 1260-0725	Legal Services	1,372.50	621	LBWFP Buildings Roof Replacements	
				EFT# 3366 Total		26,523.00		
Willdan Financial Services	3327	07/09/2025	010-62639	Standby Charge Apr-Jun 2025	2,101.79			
				EFT# 3327 Total	2,101.79			
					EFT Total	11,589,705.91		
					Grand Total	12,750,062.36		



Payment Register - TMDL 6/24/2025 - 7/28/25

TMDL Operating Cash Account

Total Checks and Electronic Fund Transfers Issued: **\$ 330,933.76**

Cash in TMDL Bank Account **\$623,480.51**

Payment Register - TMDL

Payment Date 06/24/25 - 07/28/25

Vendor	Ck#	Pmt Date	Invoice #	Invoice Description	Invoice Amt	Proj #	Project Description
California Conservation Corps	502	07/02/2025	INNU-014185	TMDL - May 2025	5,570.00		
				Check# 502 Total	5,570.00		
	507	07/23/2025	INNU-014311	TMDL - Jun 2025	3,610.00		
				Check# 507 Total	3,610.00		
Calleguas Municipal Water District	500	06/25/2025	2025-00000012	TMDL - May 2025	767.00		
				Check# 500 Total	767.00		
	504	07/16/2025	2025-00000013	TMDL - Jun 2025	767.00		
				Check# 504 Total	767.00		
Larry Walker Associates	501	06/25/2025	617.18-38	Salt and Nutrient Mgmt Plan Development	562.00		
			617.40-9	Salts TMDL Final Deadline Communication Tool	843.00		
			617.41-9	Regulatory Tracking and as Needed Support	6,710.75		
			617.42-10	TMDL Program Management & Reporting	6,927.25		
			617.43-10	TMDL Monitoring & Data Management	38,960.48		
			617.44-10	Salts TMDL Monitoring Program	12,418.26		
			617.49-10	TMDL Meeting Attendance and Contract Admin	1,139.25		
			617.50-9	Extension Letter for OC Pesticides	4,045.50		
				Check# 501 Total	71,606.49		
	503	07/02/2025	617.18-39	Salt and Nutrient Mgmt Plan Development	1,405.00		
			617.40-10	Salts TMDL Final Deadline Communication Tool	4,147.50		
			617.41-10	Regulatory Tracking and as Needed Support	60.25		
			617.42-11	TMDL Program Management & Reporting	7,455.25		
			617.43-11	TMDL Monitoring & Data Management	13,123.06		
			617.44-11	Salts TMDL Monitoring Program	15,346.54		
			617.49-11	TMDL Meeting Attendance and Contract Admin	7,425.30		
			617.50-10	Extension Letter for OC Pesticides	1,311.75		
				Check# 503 Total	50,274.65		
	508	07/23/2025	617.18-40	Salt and Nutrient Mgmt Plan Development	1,405.00		
			617.40-11	Salts TMDL Final Deadline Communication Tool	29,201.25		
			617.42-12	TMDL Program Management & Reporting	2,965.50		
			617.43-12	TMDL Monitoring & Data Management	86,117.42		
			617.44-12	Salts TMDL Monitoring Program	52,805.88		
			617.50-11	Extension Letter for OC Pesticides	2,817.00		
				Check# 508 Total	175,312.05		
Ventura County Farm Bureau	505	07/16/2025	51653	TMDL Program Mgmt May - Jun 2025	3,061.68		
				Check# 505 Total	3,061.68		

Payment Register - TMDL

Payment Date 06/24/25 - 07/28/25

Vendor	Ck#	Pmt Date	Invoice #	Invoice Description	Invoice Amt	Proj #	Project Description
Ventura Land Trust	506	07/16/2025	28	CCW-RSBW Trash TMDL MFAC Imp - Apr-Jun 2025	19,964.89		
				Check# 506 Total	19,964.89		
				Check Total	330,933.76		
				Grand Total	330,933.76		

RAUL AVILA, PRESIDENT
DIVISION 1

REDDY PAKALA, SECRETARY
DIVISION 3

SCOTT H. QUADY, DIRECTOR
DIVISION 2



THIBAUT ROBERT, VICE PRESIDENT
DIVISION 4

JACQUELYN MCMILLAN, TREASURER
DIVISION 5

KRISTINE McCaffrey, P.E.
GENERAL MANAGER

BOARD MEMORANDUM

Date: August 6, 2025

To: Board of Directors

From: Fernando Baez, P.E., Manager of Engineering

Subject: Item 6.C – Adopt Resolution No. 2113, Awarding the Contract for As-Needed Pipeline Services, and Authorize a Budget of \$1,200,000 for the Contract

Objective: Accomplish the District's mission in a cost-effective manner and ensure infrastructure reliability by competitively bidding and contracting for as-needed pipeline services.

Recommended Action: Adopt Resolution No. 2113, Awarding the Contract for As-Needed Pipeline Services, and authorize a budget of \$1,200,000 for the contract.

Budget Impact: None. Budget has been or will be allocated under the appropriate capital project budgets.

Discussion: On July 22, the District received five bids for As-Needed Pipeline Services, ranging from \$90,305.95 to \$103,794.51. The bid prices were based on a hypothetical project where bidders applied their bid markup to equipment costs from Caltrans rates, labor costs from prevailing wage rates, and materials.

District staff has reviewed the bids and recommends awarding to the lowest responsive and responsible bidder, Blois Construction, Inc. Staff estimates that approximately \$400,000 per year of work will be completed under this contract, with all work performed on an as-needed basis.

Blois Construction, Inc., meets the experience requirements to perform the work and has previously held this contract, under which they most recently assisted the District with emergency pipeline repairs to the Salinity Management Pipeline, Phase 1A. The contract will be effective for one year from execution of the contract with an option to renew annually for up to two additional years if Calleguas so desires.

RESOLUTION NO. 2113

A RESOLUTION OF THE BOARD OF DIRECTORS
OF CALLEGUAS MUNICIPAL WATER DISTRICT
AWARDING THE CONTRACT FOR AS-NEEDED PIPELINE SERVICES

WHEREAS, the Calleguas Municipal Water District opened bids on July 22, 2025, to provide as-needed pipeline services for a one year period with an option to renew annually for up to an additional two years, and

WHEREAS, Blois Construction, Inc., 3201 Sturgis Road, Oxnard, CA 93030, submitted the lowest responsive bid in the total amount of \$90,305.95, and

WHEREAS, the District's General Manager recommends award of contract to the company submitting the lowest responsive bid as named above with a current contracted price of \$0.

NOW THEREFORE, IT IS HEREBY RESOLVED by the Board of Directors of Calleguas Municipal Water District as follows:

SECTION 1. That the contract to provide as-needed pipeline services, for no current contract value at this time, all in the unit price amounts set forth in the Bid Proposal, be awarded to Blois Construction, Inc., contingent on the Bidder furnishing the insurance documents, all in accordance with the requirements of the Agreement, and

SECTION 2. That the General Manager is authorized and directed to execute the Agreement for and on behalf of the District.

ADOPTED, SIGNED AND APPROVED this sixth day of August, 2025.

Raul Avila, President
Board of Directors

I HEREBY CERTIFY that the foregoing Resolution was adopted at a meeting of the Board of Directors of Calleguas Municipal Water District held on August 6, 2025.

ATTEST:

Reddy Pakala, Secretary
Board of Directors

(SEAL)

RAUL AVILA, PRESIDENT
DIVISION 1

REDDY PAKALA, SECRETARY
DIVISION 3

SCOTT H. QUADY, DIRECTOR
DIVISION 2



THIBAUT ROBERT, VICE PRESIDENT
DIVISION 4

JACQUELYN MCMILLAN, TREASURER
DIVISION 5

KRISTINE MCCAFFREY
GENERAL MANAGER

BOARD MEMORANDUM

Date: August 6, 2025

To: Board of Directors

From: Fernando Baez, P.E., Manager of Engineering

Subject: Item 6.D – Approve New Capital Project Lake Bard Water Filtration Plant Secondary/Emergency Access Road (Project No. 631) and Approve Capital Project Budget Allocation in the Amount of \$80,000

Objective: Ensure infrastructure reliability by constructing an alternate access route to the Lake Bard Water Filtration Plant (LBWFP) to provide secondary/emergency access for District staff and emergency responders in the event the primary access is unavailable due to fires, hazardous material incidents, or other emergencies at the LBWFP or in its vicinity.

Recommended Actions: Approve new capital project Lake Bard Water Filtration Plant Secondary/Emergency Access Road (Project No. 631) and approve capital project budget allocation in the amount of \$80,000.

Budget Impact: Allocate capital project budget in the amount of \$80,000.

Discussion: The LBWFP currently has a single point of vehicle access through Hardy Lane from Olsen Road. In the event an emergency arises that affects that single access point, evacuation and emergency response may be impeded or delayed. Given the region's wildfire risk and classification as a Very High Fire Hazard Severity Zone by the State Fire Marshal, a wildfire could occur near the LBWFP. Additionally, despite the District's safety measures and track record, a chemical spill could happen. In either case, an alternate evacuation and emergency access route would be extremely helpful and could be critical to protecting the health and safety of District employees and the safety of facilities.

An initial feasibility analysis prepared by MNS Engineers investigated four potential alignments for a secondary/emergency access to the LBWFP, ranging in construction cost from \$360,000 to \$600,000. The recommended alternative, which accesses LBWFP through the Arvada Court cul-de-sac in the neighboring Wood Ranch residential development was the lowest cost option.

This capital project was evaluated by the Board and key staff and determined to be high priority. This capital project budget covers preliminary design of the selected alternative and subsequent budget requests will be made for detailed design and construction.

Attachments:

Capital Project Information and Evaluation Sheets

Name: Lake Bard Water Filtration Plant Secondary/Emergency Access Road
Project No: 631

Description: A secondary/emergency access road to the Lake Bard Water Filtration Plant (LBWFP) through the Arvada Court cul-de-sac located in the neighboring Wood Ranch residential development immediately to the east of the LBWFP.

Location: East of the LBWFP

Purpose: Provide a secondary/emergency access road to the LBWFP in compliance with Ventura County Fire Protection District 501 - Fire Apparatus Access Standards to serve as a secondary entrance/exit for District staff and emergency responders in case of fires, hazardous material incidents, or other emergency at the LBWFP or in its vicinity.

Estimated Construction Cost: \$360,000

Category

☐ Salinity Management
☐ Water Transmission

☒ Outage Water Supply Reliability
☒ Improvements to Existing Facilities
☐ Rehabilitation, Replacement & Relocation

Budget Estimates

Project Phase	Amount	Cumulative Amount	Date	Notes
Preliminary Design	\$80,000	\$80,000	8/6/2025	

Name: Lake Bard Water Filtration Plant Secondary/Emergency Access Road
Project No: 631

Ranking Category	Description
Consequences of Not Implementing Project (A)	Not implementing the project would result in the LBWFP continuing to have a single vehicle access point. During emergencies, such as fires or chemical spills, this could lead to delayed evacuation of staff, impeded emergency response, increased exposure time to chemicals or smoke, and a complete lack of ingress/egress in the event Hardy Lane becomes inaccessible.
Probability of Occurrence (B)	The State Fire Marshal classifies all of the land surrounding LBWFP as at least a High Fire Hazard Severity Zone, the majority of which is classified as Very High (the highest classification). Recently, several wildfires have burned near the LBWFP, including the 2019 Easy Fire which burned to Madera Road immediately across from the LBWFP. Additionally, while a chlorine leak or other hazardous chemical spill is unlikely, such an incident could occur and could render the current access pathway inaccessible.
Cost Considerations (C)	The Technical Memorandum prepared by consultant MNS Engineers investigated four potential alignments for an emergency access road to LBWFP ranging in cost from \$360,000 to \$600,000, with the selected alternative having the lowest cost.
Evaluation Score	
23.5	
Priority Ranking	
High	

RAUL AVILA, PRESIDENT
DIVISION 1

THIBAUT ROBERT, VICE PRESIDENT
DIVISION 4

REDDY PAKALA, SECRETARY
DIVISION 3

JACQUELYN MCMILLAN, TREASURER
DIVISION 5

SCOTT H. QUADY, DIRECTOR
DIVISION 2



KRISTINE MCCAFFREY
GENERAL MANAGER

BOARD MEMORANDUM

Date: August 6, 2025

To: Board of Directors

From: Kristine McCaffrey, General Manager

Subject: Item 7.A – Discussion Regarding Association of California Water Agencies Elections

Objective: Provide regional leadership by participating in and supporting the Association of California Water Agencies (ACWA).

Recommended Action: Select candidates for ACWA elections.

Budget Impact: None.

Discussion: At the March 19, 2025 Board meeting, the Board selected Director Quady as its designated representative for voting in the 2025 ACWA elections. Voting is open through September 19, 2025.

The statewide offices and candidates are as follows:

- President: Ernesto A. Avila, President, Contra Costa Water Agency
- Vice-President: Carol Lee Gonzales-Brady, Vice-President, Rancho California Water District

The qualifications for these candidates are provided in the packet.

The slate of Region 8 offices and candidates are as follows:


- Chair: Anthony R. Fellow, Board Member, Upper San Gabriel Valley Municipal Water District
- Vice Chair: Scott Quady, Director, Calleguas Municipal Water District
- Board Members:
 - William Cooper, Vice President, Santa Clarita Valley Water Agency

- Robert W. Lewis, Board of Director, Rowland Water District
- Jacquelyn McMillan, Board Member, Metropolitan Water District of Southern California
- Chisom Obegolu, Assistant General Manager – Water Services, City of Glendale Water & Power
- Richard Wilson, Assistant General Manager – Water, Burbank Water & Power

Due to the large number of candidates, the qualifications for these candidates can be found here: <https://www.acwa.com/region-candidates/>.

Attachments

- ACWA President and Vice-President Candidate Qualifications



“The Association of California Water Agencies (ACWA) truly represents the nexus of knowledge and leadership in water for California. As the current Vice-President of the Association of California Water Agencies (ACWA), I am most proud of the thought, energy and collaboration that went into developing the 2025-’29 Strategic Plan. I want to be the next ACWA President to continue the momentum we have built focusing on four primary goals of Advocacy, Connections, Education and Organizational Effectiveness. This Strategic Plan is about finding new ways to benefit the members of ACWA as we navigate the shifts in water policy at the state and federal level. My commitment is to unify our collective efforts and better assert ACWA’s leadership in shaping California’s water policy.”

– Ernesto (Ernie) Avila, P.E.

ACWA LEADERSHIP

- Vice-President
- Executive Committee of the ACWA Board of Directors
- ACWA Strategic Plan Task Force Chair
- ACWA Region 5 Board of Directors
- ACWA JPIA Executive Committee

ACWA COMMITTEES


- Local Government Committee, Chair
 - Property Tax Working Group
 - Housing Densification Working Group
 - Paving Standards Working Group
- Federal Affairs Committee
- Foundation Fundraising Working Group

CONTRA COSTA WATER DISTRICT

- Contra Costa Water District, Board President
- Operations & Engineering, Committee Chair
- East Bay Leadership Council, Director

PROFESSIONAL EXPERIENCE

- Vice-President, Avila and Associates Consulting Engineers, Inc.
- Monterey Peninsula Water Management District, General Manager
- Director of Engineering, Contra Costa Water District
- California Urban Water Agencies, Executive Director



Ernesto (Ernie) Avila, PE
Board President
Contra Costa Water District

Recent ACWA and Regional Water Coalition Experience

Association of CA Water Agencies (ACWA). I have had the honor of supporting ACWA over twenty years at the regional, state and federal level. My recent ACWA experience has included serving on ACWA's:

- Vice President
- Executive Committee of the ACWA Board of Directors
- Strategic Plan Task Force Chair
- Region 5 Board of Directors
- ACWA JPIA Executive Committee of the Board
- Local Government Committee (Chair)
 - Property Tax Working Group
 - Housing Densification Working Group
 - Paving Standards Working Group
- Federal Affairs Committee
- Foundation Steering Committee
 - Foundation Fundraising Working Group



Most recently, I led ACWA's effort to develop the 2025 – 2029 Five-Year Strategic Plan. This work included revising ACWA's mission, vision and values followed by identifying four primary goals: Advocacy, Connections, Education and Organizational Effectiveness. This Plan will provide a framework to unify the ACWA community and better assert our leadership in shaping California Water Policy.

I led ACWA's assessment of potential water industry impacts associated with Sacramento-based housing initiatives including Auxiliary Dwelling Units, Commercial Properties and Transit Center Hubs and led a workshop to consider potential ACWA next steps associated with these new initiatives and their related changes to water agency fees and charges. I also participated in the ACWA Foundation Steering Committee including several related Ad Hoc committees and contributed to Federal Affairs Committee work groups associated with the Water Infrastructure Finance and Innovation Act (WIFIA).

Multi-State Salinity Coalition (MSSC). For over 20 years, I have served as Program Director and Board member of MSSC which consists over 30+ water agencies from New Mexico, northern and southern California, Nevada, Colorado, Arizona and Texas. The MSSC mission is to promote advancements in technologies for desalination, reuse, salinity control strategies (watersheds and agriculture), water/energy efficiencies and related policies that will assist communities in meeting their water needs. I also helped to establish relationships regarding salinity management and desalination with water agencies in Australia, Mexico and Israel. In February 2023, the MSSC awarded me with the **MSSC "Salt of**

the Earth” National Award for outstanding commitment, leadership, vision and dedication to our water industry.

Contra Costa Water District (CCWD). As President of CCWD, I am focused on the investments needed in infrastructure to serve our community and improve water supply reliability today and into the future. The aging Contra Costa Canal, built by the Bureau of Reclamation in 1930s, is the backbone of CCWD’s water system and essential to water system reliability for the region. In order to move forward with plans to replace the aging canal with a pipeline, I worked closely with federal legislators to secure needed legislation to transfer title of the facility from Reclamation to CCWD.

California Urban Water Agencies (CUWA). As Executive Director, I led CUWA’s effort in the development of Department of Water Resources (DWR) Methodologies for Calculating Baseline and Compliance Urban Per Capita Water Use as part of the Water Conservation Act of 2009 (Senate Bill X7-7) with our southern and northern California water agency members. I also made certain that CUWA’s finances and practices were sound and transparent.

Northern California Salinity Coalition. As Executive Director, I led a coalition of ten San Francisco Bay Area water agencies in crafting grant application strategies and DWR outreach that would demonstrate the value of supporting watershed management, brackish desalination and groundwater project associated with salinity management. Working with the Coalition agencies, we secured the largest Proposition 50 grant funding for our region.

Professional Work Experience (40 years)


- Vice-President, Avila and Associates Consulting Engineers, Inc.
- General Manager, Monterey Peninsula Water Management District
- Director of Engineering, Contra Costa Water District
- Associate Engineer, East Bay Municipal Water District
- Construction Manager, CH2M Hill
- Professional Civil Engineer (California – C41727)

Community Service Experience

- Contra Costa Water District, President of the Board
- John Muir Community Health Fund Board of Directors (Treasurer)
- Association of California Engineering Companies – Chair of the Healthcare Trust (non-profit)
- Knights of Columbus, Scholarship Chair
- St. Francis of Assisi School Board, President
- City of Concord, CA – Planning Commission, Chair
- City of Concord, CA – Design Review Board
- City of Walnut Creek, CA – Transportation Commission, Vice-Chair

Education and Related Credentials

- B.S. – Civil Engineering, Santa Clara University
- M.B.A. – St. Mary’s College of California
- Professional Civil Engineer (California – C41727)
- California Farm Bureau Member



ERNESTO (ERNIE) AVILA | BIOGRAPHY AND QUALIFICATIONS

Ernesto (Ernie) A. Avila, P.E., was appointed in March 2016 to represent Division 3 for the Contra Costa Water District, which includes eastern Concord, Clayton, and part of Walnut Creek and Pleasant Hill. He began serving as President in May 2022.

Mr. Avila has over 42 years of professional experience in planning, environmental compliance, regulation, design, and construction of water, wastewater and recycled water works and municipal facilities in excess of \$10 Billion in value. He is currently Vice-President of a private civil and environmental engineering firm.

Mr. Avila has been involved with the Association of California Water Agencies (ACWA) for over twenty years at the regional, state and federal level. He currently serves as Vice President. He has also represented ACWA members on the Executive Committee of the ACWA Board of Directors, Region 5 Board, Local Government Committee (Chair), Federal Affairs Committee, ACWA Foundation Steering Committee and the ACWA JPIA Executive Committee of the Board.

Over his first year as Vice President, Mr. Avila led ACWA's effort to develop the 2025-'29 Strategic Plan which identifies four primary goals of Advocacy, Connections, Education and Organizational Effectiveness. This Plan provides clearly defined strategies and objectives to achieve each goal and 50 key performance indicators to gauge progress. The aim of this effort is to unify our collective efforts and better assert ACWA's leadership in shaping California's water policy

For the community, Mr. Avila has volunteered for many citizen-based committees / organizations including the Walnut Creek Transportation Commission, the Concord Planning Commission, the John Muir/Mount Diablo Community Health Fund, the Knights of Columbus, the East Bay Leadership Council, and the St. Francis of Assisi School Board. While working full time, he has made volunteering in the community a priority, representing his neighbors and family on important issues that affect their everyday life.

Mr. Avila is passionate about water issues in his professional life, working on a variety of issues statewide during his career. Among several relevant positions, he served as Director of Engineering at Contra Costa Water District before moving on to become General Manager of Monterey Peninsula Water Management District. He also served as Executive Director for the California Urban Water Agencies, Program Director for the Multi-State Salinity Coalition, and

is on the Executive Committee of the Association of California Water Agencies Board of Directors and ACWA JPIA. He has experience on water projects of all shapes and sizes, including water treatment plant improvements, dam retrofits, and watershed management and habitat conservation projects. In recognition of his work, Mr. Avila recently received the 2023 ***“Salt of Earth” Award*** by the Multi State Salinity Coalition for his commitment, leadership, vision and dedication to the water industry by promoting advancements in technologies for desalination, reuse, salinity control strategies, water/energy efficiencies, and related public policies that assist communities in meeting water needs.

Mr. Avila lives in Clayton with his family and is a licensed civil engineer with a Bachelor of Science in Civil Engineering from Santa Clara University and a master’s degree in Business Administration from St. Mary’s College of California. He is also a proud member of the California Farm Bureau.



ELECT CAROL LEE GONZALES-BRADY ACWA VICE PRESIDENT

PROTECTING OUR WATER, TODAY AND TOMORROW

BACKGROUND

As an elected Director of Rancho California Water District in Temecula, I understand that water issues are complex and we sometimes have different opinions on solutions. I serve as Vice-Chair for ACWA's Region 9, representing members - desert, coastal, residential, commercial, and agricultural - with diverse priorities and perspectives. ACWA's Regions statewide may be different, but we can agree on one thing - that the need for prudent, sustainable water management in California is critical.

I've served as a member on several Standing Committees, Sub-committees, Task Forces and Work Groups. My experience on our ACWA Board, on our Executive Committee, and on our Strategic Planning and Water Policy Task Forces has prepared me for our next steps as we execute the initiatives of our recently streamlined strategic plan. It will provide us with a clear, focused framework as we address water issues and position ACWA in its continued role as a strong, vital industry leader.

I earned my Bachelor of Science degree (magna cum laude) in Business Management from Pepperdine University. My professional career in procurement, contracts and strategic management has spanned federally regulated industries including water and electric utilities. I am committed to building relationships, partnerships and alliances with other water, business and community leaders. In addition to my work at ACWA, I serve on the Boards of Southern California Water Coalition and Urban Water Institute, and was twice appointed by our Board of Supervisors as a Director of a Resource Conservation District.

I'm a grower for local wineries, and my husband and I have lived on our family vineyard for over 20 years. I support important causes and my community through participation and memberships in charities, churches, associations, and advocacy groups such as the Farm Bureau and Southwest California Legislative Council.

You can learn more about me by visiting RanchoWater.com/ACWAVP. Thank you for your support.

RANCHO CALIFORNIA WATER DISTRICT (RCWD)

Vice President, Board of Directors
Elected 2017; Re-elected 2022
Past Board President (2021 & 2022)

ASSOCIATION OF CALIFORNIA WATER AGENCIES (ACWA)

Executive Committee (2024-2025)
Board of Directors (2024-2025)
Region 9 Vice Chair (2024-2025)
Region 9 Board Member (2019-2025)
Committees: Membership, Communications, Election (past)
Task Forces: Strategic Planning, Water Policy (Vice Chair)

ACWA/JOINT POWERS INSURANCE AUTHORITY (JPIA)

JPIA Director, representing Rancho Water (2022-2024)

SOUTHERN CALIFORNIA WATER COALITION (SCWC)

Board of Trustees, Water Segment (2021-present)
Co-Chair, Legislative Task Force (2021-present)

URBAN WATER INSTITUTE (UWI)

Board Member (2023-present)



**CAROL LEE
GONZALES-BRADY**
FOR ACWA VICE PRESIDENT

RanchoWater.com/ACWAVP

The ACWA Election Committee has formally endorsed and recommended Carol Lee Gonzales-Brady as the preferred candidate for ACWA Vice President for the 2026-2027 term.

**CAROL LEE GONZALES-BRADY IS PROUD TO BE
ENDORSED BY THE FOLLOWING AGENCIES**

ACWA ELECTION COMMITTEE

**CHINO BASIN WATER CONSERVATION
DISTRICT**

COACHELLA VALLEY WATER DISTRICT

DESERT WATER AGENCY

EASTERN MUNICIPAL WATER DISTRICT

**ELSINORE VALLEY MUNICIPAL WATER
DISTRICT**

FALLBROOK PUBLIC UTILITY DISTRICT

HELIX WATER DISTRICT

IMPERIAL IRRIGATION DISTRICT

INLAND EMPIRE UTILITIES AGENCY

IRVINE RANCH WATER DISTRICT

**LAS VIRGENES MUNICIPAL WATER
DISTRICT**

MESA WATER DISTRICT

MONTE VISTA WATER DISTRICT

MONTECITO WATER DISTRICT

MOULTON NIGUEL WATER DISTRICT

**MUNICIPAL WATER DISTRICT OF ORANGE
COUNTY**

OLIVENHAIN MUNICIPAL WATER DISTRICT

RAINBOW MUNICIPAL WATER DISTRICT

RANCHO CALIFORNIA WATER DISTRICT

SALTON SEA AUTHORITY

SANTA CLARITA VALLEY WATER DISTRICT

SANTA FE IRRIGATION DISTRICT

SANTA MARGARITA WATER DISTRICT

**VALLEY CENTER MUNICIPAL WATER
DISTRICT**

VISTA IRRIGATION DISTRICT

WESTERN CANAL WATER DISTRICT

WESTERN MUNICIPAL WATER DISTRICT

YUIMA MUNICIPAL WATER DISTRICT



Biography and Qualifications

Candidate for ACWA Vice President

Carol Lee Gonzales-Brady was elected to the Rancho California Water District (RCWD) Board of Directors in 2017 and re-elected in 2022, serving as Board President for two terms. Rancho Water is a Special District that provides water and wastewater services to residential, commercial, and agricultural customers. It is the 10th largest retail water district in California (based on water sales), serves more than 150,000 people, and covers 100,000 acres of service area.



Director Gonzales-Brady has been a member of the Association of California Water Agencies (ACWA) since 2017. She joined the Region 9 Board in 2019 and currently serves as Vice Chair, representing the Region on ACWA's Board of Directors. In 2024, she was elected by the Board to the Executive Committee.

She has been active on standing committees and task forces in volunteer and appointed roles such as the Membership and Communications Committees, Communications Ag Sub-Committee, Election Committee, Region 9 Membership Engagement Work Group (Chair), Strategic Planning Task Force, and Water Policy Task Force (Vice Chair). Sound water policy, aligned with the guiding principles of ACWA's Strategic Plan, will be key as ACWA navigates complex water issues and advocates on behalf of its members.

Dedicated to building alliances and cultivating partnerships, Director Gonzales-Brady serves on the Board of Trustees of Southern California Water Coalition (SCWC) and is co-Chair of their Legislative Task Force. She is also on the Board of Directors of Urban Water Institute (UWI) and is a past Director of ACWA/JPIA, representing RCWD. Prior to her election to Rancho Water's Board, she was twice appointed by the Riverside County Board of Supervisors to the Board of Directors of their Resource Conservation District.

Director Gonzales-Brady earned her Bachelor of Science degree (*magna cum laude*) from Pepperdine University's Graziadio School of Business and Management. Her international professional experience, with an emphasis in procurement, contracts, and strategic management includes federally regulated industries such as water and electric utilities, nuclear procurement, geothermal power plant design/engineering/construction, and medical device manufacturing.

A native Californian and winegrape grower in Temecula's Wine Country, Director Gonzales-Brady and her husband have lived on their vineyard for over 20 years. She is immersed in her community and supports the outreach and assistance provided by local organizations, charities, and advocacy groups. Her volunteer efforts and memberships include Temecula Winegrowers' Association, Riverside County Farm Bureau, Temecula Valley Horsemen's Association, and Southwest California Legislative Council.



Carol Lee Gonzales-Brady

Director, Rancho California Water District

Candidate Statement

Candidate for ACWA Vice President

I am pleased to offer my Statement of Qualifications as a Candidate for ACWA Vice President. I'm passionate about delivering prudent fiscal and environmental stewardship and advocating for sound policy. My philosophy: Protect our water, today and tomorrow, with a diversified portfolio of both immediate and long-range strategies and solutions.

I was elected to the Rancho California Water District (RCWD)'s Board of Directors in 2017 and re-elected in 2022, serving two terms as Board President. I joined ACWA in 2017 and became a Region 9 Director in 2019, serving as Vice Chair for the 2024-25 term. I represent the Region on ACWA's Board of Directors, and in 2024 was honored to be elected by the Board to the Executive Committee.

Other committees and task forces include:

- Water Policy Task Force - Vice Chair
- Membership and Communications Committees
- Region 9 Membership Engagement Work Group - Chair
- Strategic Planning Task Force (past)
- Election Committee (past)

Committed to building alliances and cultivating partnerships, I also am a past Director of ACWA/JPIA and serve on other industry Boards including Urban Water Institute (UWI) and Southern California Water Coalition (SCWC) - Legislative Task Force co-Chair.

I earned my BS (magna cum laude) in Business Management from Pepperdine University. My professional career in procurement, contracts, and strategic management has spanned federally regulated industries including water and electric utilities. A native Californian and vineyard owner, I have given back to my community as an appointed Director on a Resource Conservation District Board and through charities, associations, and local advocacy groups such as the Southwest California Legislative Council.


It has been my honor to serve alongside my dedicated colleagues on the ACWA Board. I look forward to continuing to build upon ACWA's work to promote and advance the priorities, initiatives, and interests of our members.

Please visit RanchoWater.com/ACWAVP. Thank you for your support.



42135 Winchester Road, Temecula, CA
(951) 296-6900 RanchoWater.com

General Manager's Monthly Status Report to the Board of Directors



More than 100 attendees gathered for a community celebration marking the completion of the Calleguas-Las Virgenes Interconnection. Community members, district staff, Board members, and elected officials commemorated the decade-long achievement that will provide greater water reliability for hundreds of thousands of residents across two counties.

Report for July 2025 Activities

Water Resources Implementation Strategy (WRIST)

1. The final Phase 1 report was issued. Progress continues on the “No Regrets” actions, including project and partnership development, planning studies, and interagency coordination. The Request for Proposals (RFP) to perform a regional desalter study was distributed to potential consultants; proposals are due October 8. The desalter study working group is reviewing a draft cost-sharing agreement.

Water Policy and Strategy

2. The Metropolitan Water District of Southern California (Metropolitan) Board of Directors considered the following issues of particular relevance to the District. Agendas, background materials, live streaming meetings, and video archives for all of the Metropolitan Board and Committee meetings may be accessed through the Metropolitan website, <https://mwdh2o.legistar.com/Calendar.aspx>.
- Major Water Supply Reliability Projects – The Metropolitan Board continues to work through an evaluation of potential major new water supply reliability projects. This will inform its 2026-2028 biennial budget deliberations. The potential major new water supply projects include the Delta Conveyance Project (DCP), Pure Water Southern California, and Sites Reservoir. This month, Board committees heard updates on a preliminary Climate Adaptation Master Plan for Water (CAMP4W) assessment of Pure Water, an update on potential Member Agency agreements to receive water from Pure Water, and a cost estimate update for Sites Reservoir. The Directors continue to express their desire for an “apples-to-apples” comparison. Additional CAMP4W assessments on the other projects will be forthcoming and capture multiple dimensions of the projects, but the assessments are long and complicated, and so far have not framed the decisions between the projects in a way that answers the Chair’s and the Directors’ expressed concerns. Metropolitan staff are aware of this issue and are working to try to frame the water supply reliability decisions with consideration of the fiscal capacity of Metropolitan and the rate impacts to the Member Agencies.
 - Business Model Financial Recommendations – Over the past approximately 15 months, the General Manager, Manager of Finance, and Executive Strategist participated in an extensive Member Agency managers’ review of Metropolitan’s business model. This month, Metropolitan’s Board of Directors approved major financial recommendations developed in that review. The Metropolitan Board approved a treated water cost recovery rate structure that includes substantial reforms championed by the District. The new rate structure more equitably allocates Metropolitan’s unused water treatment capacity. The Metropolitan Board also approved reserve and sales projection policies that specifically include protection for treated water sales volatility. The other reserves and sales projection policies provide more conservative budgeting assumptions to guard against the risk of the previous unbalanced

budget adopted at a time of low reserves. The overall effect of the policy changes will support the Member Agencies' preference for predictable and smooth rate adjustments.

- Fluoridation – The Metropolitan Engineering, Operations, and Technology Committee received a briefing on community water fluoridation. The briefing reviewed the history of fluoridation by Metropolitan and documented benefit for dental health. It also noted the 2024 court ruling requiring that the U.S. Environmental Protection Agency (EPA) address fluoridation safety. The court decision did not dictate specific action. The court's decision was predicated on studies that fluoride concentrations at 1.5 mg/L are associated with lower IQ scores in children, while Metropolitan controls fluoridation at a concentration of 0.7 mg/L, the optimal dose for dental health. The U.S EPA has appealed the decision. Metropolitan will monitor developments and continue to comply with all public health requirements.

External Affairs

Events

3. The District held a community event celebrating the completion of the Calleguas-Las Virgenes Interconnection, with the theme of "Stronger Together." More than 100 community members, elected officials, and District staff and their families attended the festive gathering, which featured tacos, ice cream, cake, and a speaking program that included remarks from Ventura County Supervisor Jeff Gorell. A video featuring interviews with District staff and Board members about the project was screened at the event and a raffle with various prizes completed the evening.



4. Along with Board members, the General Manager, Deputy General Manager, and several Calleguas staff members attended the quarterly luncheon of the Southern California Water Coalition, held at the Reagan Library. Joining the Calleguas table were representatives from the offices of Congresswoman Julia Brownley and Assemblymember Jacqui Irwin. The informative program included a welcome from Board President Avila and panelists who discussed the challenges of and new possibilities for infrastructure funding.



Recognitions

5. The Management Analyst was honored as one of the Greater Conejo Valley Chamber of Commerce's "40 Under 40" leaders for 2025. Each year, the Chamber selects 40 young professionals who are leaders in various fields and active in their communities. The General Manager, Manager of External Affairs, and Manager of Water Resources attended the reception recognizing the honorees for their exceptional contributions.



State Advocacy

6. In conjunction with Metropolitan, staff coordinated a video shoot with Director McMillan to emphasize the importance of the DCP. The video has been, and will continue to be, used on social media platforms and elsewhere to highlight the critical nature of the DCP for Ventura County.
7. Staff participated in the monthly Metropolitan Legislative Coordinators meeting. Topics focused on state and federal issues and legislation of interest to Metropolitan and member agencies.

Partnerships

8. State Senator Monique Limon's new water policy staff lead visited Calleguas on July 9 for a briefing and tour. The Manager of External Affairs and Management Analyst provided an overview of the District and the General Manager and Deputy General Manager discussed water reliability planning and regional collaboration.
9. Staff finalized and distributed the first edition of the District's online newsletter, *Calleguas Currents*. This communication is intended to provide periodic updates about the District to regional stakeholders and residents across the service area. Positive feedback and a healthy click-through rate are early indicators of interest in the newsletter.
10. Two professors from California State University at Northridge (CSUN), Dr. Nhut Ho and Dr. Bingbing Li, and a CSUN Alumni Association Board Officer, Susan Ettinger, visited the District to introduce CSUN's Autonomy Research Center for STEAHM* (ARCS) and discuss potential partnerships. ARCS launched in 2020 as a NASA-sponsored, chartered Center of Excellence with a mission to combine transdisciplinary, university-wide knowledge and talent from



faculty, students, NASA, and industry partners to conduct research and collaboration using increasingly autonomous systems. Program faculty are interested in partnering with critical utilities and local government to build autonomous systems to increase efficiency and effectiveness and expose their students to a wider array of potential careers in the public sector. The General Manager, Deputy General Manager, Manager of Operations & Maintenance, and Manager of Engineering gave an overview of the District and the Assistant Operations Supervisor provided a facility tour. District staff and the CSUN representatives concluded that there are opportunities for collaboration on increasing operational efficiencies, workforce development, and other issues and plan to continue discussions about this potential partnership.

**“STEAHM” stands for: physical, social, and behavioral science (S); technology and engineering (T); entrepreneurship and business (E); arts (A); humanities (H); and mathematics (M).*

11. The Local Government Relations Committee of the Conejo Simi Moorpark Association of Realtors visited Calleguas for a tour and briefing. The General Manager provided a presentation to the group and answered questions from the approximately 20 attendees. The Assistant Operations Supervisor then gave the group a tour of the Lake Bard Water Filtration Plant (LBWFP).



12. The Manager of External Affairs hosted the quarterly meeting of the District’s Regional Legislative Group. Attendees included staff from the County of Ventura CEO’s office; Ventura County Public Works; the Cities of Camarillo, Thousand Oaks, Oxnard, Moorpark, and Simi Valley; Camrosa Water District; California-American Water Company; Crestview Mutual Water Company; and Golden State Water Company. Topics included a state and federal legislative update, an update on Assembly Bill 367 from the lead ACWA lobbyist, implications of H.R. 1 for Ventura County, and a DCP status report.

Presentations

13. The Manager of External Affairs was a panelist for an ACWA – California Association of Public Information Officers (CAPIO) webinar, entitled “Combating Misinformation in Public Communications.” The webinar focused on communications strategies for dispelling incorrect information in the public sphere. Staff shared the District’s experiences with misinformation during the Mountain Fire in November 2024 and what tactics were employed to provide accurate information to the community during this emergency situation.



14. The Manager of External Affairs participated in the monthly virtual meeting of the West Ventura County Business Alliance, providing an update on DCP advocacy, items of legislative interest, and upcoming events involving the District.

Federal Advocacy

15. Congresswoman Julia Brownley's staff notified the District that her request for a congressional appropriation for the Lake Bard Pump Station (part of Project No. 587) passed the House Appropriations Subcommittee on Interior, Environment and Related Agencies with a \$1.092 million allocation. This is an important step in a lengthy process that includes additional congressional votes and requires the President's approval. This is the second year that the Congresswoman has included the project on the list of her top 15 priority funding requests in her congressional district.

Water Resources

Public Outreach and Engagement

16. Calleguas held its monthly Purveyor Managers Meeting, which focused on energy. The Manager of External Affairs provided a legislative update and a representative from Southern California Edison (SCE) presented a variety of SCE programs and opportunities related to energy demand-management programs and renewable energy generation, as well as a frank discussion on Public Safety Power Shutoffs. The Senior Energy Analyst with the City of Thousand Oaks's Sustainability Division provided an overview of the City's current and planned microgrid projects. The meeting concluded with a roundtable discussion focused on renewable energy and energy reliability.
17. Calleguas hosted approximately 45 students from the Future Camp for a briefing and tour of the District. The Future Camp is a summer camp for Oxnard High School students that introduces them to science, technology, and engineering-focused career paths. The Manager of Water Resources provided an overview of the District, water supply sources, and water management issues, and the Operations Supervisor provided a tour of the LBWFP, including an overview of the water treatment process. The students also toured the Control Room and learned about various technologies used in water treatment and distribution.
18. Calleguas sponsored the second *Firewise Living: From Structure to Landscape* class, which focuses on defensible space strategies, including home hardening and fire-resistant landscape strategies to protect homes. There were 24 attendees. This virtual class is taught by the UC Master Gardeners of Ventura County and will be offered monthly on the last Tuesday of the month through October.

19. The Principal Water Resources Specialist attended Metropolitan's SoCal Water Grants Network virtual meeting. This virtual meeting featured a workforce development initiatives panel, which featured industry experts in the water and wastewater sectors discuss existing programs and ways to maximize future grant funding.

Water Use Efficiency and Conservation

20. The Manager of Water Resources attended Metropolitan's monthly water use efficiency meeting. Topics discussed included a summary of rebate activity, a study on the stormwater benefits of turf replacement, and updates on Metropolitan's conservation program grant funding and public outreach campaign.
21. In July, there were 37 applications with approved reservations under the Turf Replacement Program (TRP) for a total reserved amount of \$760,666 in Metropolitan funding. Another 13 applications are in the pre-approval stage, awaiting a confirmed reservation. These applications total \$89,697 in requested Metropolitan funding, although funds are not committed until an application is approved. A small percentage of applications typically drop out at this stage. Only funding remaining available within the supplemental budget will be committed. Since July 1, there have been two TRP rebates paid, totaling \$5,016 in Metropolitan funding. For Fiscal Year (FY) 2025-26, under the Device Rebate Program, there are currently 287 applications in good standing (i.e., rebate applications that have not been denied or expired due to inactivity) totaling \$11,269 in reserved Metropolitan funding and \$1,896 in Calleguas funding. An additional 10 rebates have been paid since July 1, totaling \$926 in Metropolitan funding and \$174 in Calleguas funding.

Upcoming Events

22. *Saturday, August 9, 9 a.m. - 11 a.m. – Hands-on Drip Irrigation Workshop*
The UC Master Gardeners of Ventura County are scheduled to conduct their monthly Calleguas-sponsored drip irrigation workshop at District headquarters. This hands-on class teaches participants how to convert their existing sprinkler systems to drip irrigation. Registration is required at <https://ucanr.edu/site/uc-master-gardeners-ventura-county/event/drip-irrigation/calleguas-mwd-2>
23. *Tuesday, August 26, 6 p.m. - 7 p.m. – Virtual workshop, Firewise Living: From Structure to Landscape*
The UC Master Gardeners of Ventura County is providing a monthly Calleguas-sponsored virtual Firewise Living workshop, offered from June through October. Participants will learn how to create defensible space around structures through vegetation management, fire-resistant landscaping, and home modification strategies for wildfire-prone areas. Registration is required at: <https://ucanr.zoom.us/meeting/register/keFr1WlvTpKqOOCR21kepw#/registration>

Groundwater Resources

Fox Canyon Groundwater Management Agency (FCGMA)/Las Posas Valley Watermaster (Watermaster)

24. The FCGMA/Watermaster Board approved a FY 2025-26 budget at its July meeting. For the first time, the agency created a full budget document with extensive historical context, program description, and financial documentation. The FCGMA/Watermaster Fiscal Committee held several committee meetings over the last six months, engaging with pumpers and responding with additional detail and transparency. The process uncovered areas for improvement and efficiency and the FCGMA Board was comfortable lowering the FCGMA extraction fees (from \$55/AF last year to \$50/AF for FY 2025-26) and the Watermaster Basin Assessment (from \$64/AF to \$60/AF). Director Pakala, alternate FCGMA/Watermaster Board representative for Special Districts and Mutuals, commented on the item, applauding the Board and staff for creating a transparent budget document, requesting that the agency make five-year rate projections to provide pumpers with better planning information, and encouraging the agency to hasten planning and administrative efforts necessary to begin recharging the Las Posas Basin, in particular through the Calleguas in-lieu program included in the Las Posas Basin Optimization Plan.

LPV Watermaster PAC and Technical Advisory Committee (TAC)

The Deputy General Manager continues in his role as Chair of the PAC. The PAC regularly meets the first and third Thursday of the month at 3:00 p.m. in the Calleguas Board room; a hybrid option is always available via Zoom.

25. The PAC met for the first time in nearly two months for its regularly scheduled July 17 meeting. At that meeting, the PAC officially recommended that the Watermaster fund the Landowner representative on the ASR Study Group through the Basin Assessment. The ASR Study Group consists of equal representation of the Landowners, the FCGMA, and Calleguas. Currently, each constituent has one representative: Bob Abrams of Aqualogic, a TAC member, for the Landowners; Rob Hampson, an FCGMA hydrogeologist, for the FCGMA; and Bryan Bondy, Calleguas's nonvoting representative on the TAC, for Calleguas. The Judgment requires that Calleguas and the FCGMA jointly fund (at 80% and 20%, respectively) a Calleguas ASR Project Operations Plan; the ASR Study Group is intended to "develop recommendations for the Calleguas ASR Project Operations Plan" (Section 8.4). Once the Watermaster Board approves the funding mechanism recommended by the PAC, the ASR Study Group can begin its work.
26. In June, the Watermaster removed the East Las Posas Small Agriculture constituent group representative from the PAC, citing Section 6.6 of the Judgment regarding attendance and participation. On July 31, the Deputy General Manager, in his capacity as chair of the PAC, hosted the East Small Agricultural constituent group meeting to nominate for appointment by Watermaster a new PAC representative. The group nominated Patty Martinez of Marz Farms. Section 6.10.2 of the Judgment provides that, "Watermaster shall appoint or decline to

appoint a nominee within 60 days of the nomination and shall only decline to appoint a nominee for cause.”

Groundwater Storage

27. Groundwater storage totals through the end of June include 4.1 AF of well production and 54.7 AF of well injection.

Groundwater storage totals through June are as follows:

East Las Posas Wellfield Injection	55 AF
East Las Posas Wellfield Production	4 AF
Current ASR Wellfield Storage	22,742 AF
East Las Posas In Lieu	6,348 AF
West Las Posas In Lieu	25,192 AF
Conejo Creek Project	23,453 AF
UWCD Storage	10,482 AF
Oxnard In Lieu	18,060 AF

Engineering

Construction

28. *Lake Sherwood Pump Station Rehabilitation (591)* – The contractor hydroseeded the work areas located within the Conejo Open Space Conservation Agency boundaries. The electrical equipment manufacturer made adjustments to the automatic transfer switch and the generator vendor made adjustments to the generator controller, both of which support the operation of the standby generator in automatic mode. *(CIP Priority: High)*
29. *Lindero Pump Station Rehabilitation (592)* – The contractor, Pacific Hydrotech, returned the signed agreement and insurance documents, which are under review by staff. *(CIP Priority: High)*
30. *Networking Center Relocation and Administration Building Storage Room Addition (620)* – The contractor, Pre Con Industries, continued to prepare material submittals. (No change.) *(CIP Priority: High)*

Design

31. *Conejo Pump Station Rehabilitation (480)* – Kennedy Jenks Consultants (KJ) initiated the study to investigate the implications of the District-selected value engineering (VE) design alternatives identified in HDR’s VE Workshop on the pump station’s design. *(CIP Priority: High)*

32. *Salinity Management Pipeline (SMP), Phase 3 and Las Virgenes MWD/Triunfo Water & Sanitation District Joint Powers Authority (JPA) Pure Water Project SMP Discharge Station (536)* – Calleguas staff met with U.S. Bureau of Reclamation staff to discuss Title XVI grant compliance and provide an updated engineer's cost estimate. Perliter & Ingalsbe (P&I) continued preparation of 50% plans and specifications for SMP Phase 3 and preliminary design for the SMP discharge station. (CIP Priority: Low)
33. *Calleguas-Ventura Interconnection (562)* – The design consultant, P&I, continued preparing the 100% plans and specifications. The right-of-way consultant, Hamner Jewell & Associates (HJA), prepared the offer packages for the project's temporary and permanent easements, which are under review by staff. (CIP Priority: High)
34. *Smith Road Tank (569)* – The right-of-way consultant, HJA, submitted an offer to the property owner. The environmental consultant, Aspen Environmental Group, submitted sections of the Draft Environmental Impact Report, which are under review by staff. The design consultant, P&I, continues to work on 90% plans and specifications and met with District staff to discuss soil improvement requirements and their impact on project bidding and schedule. (CIP Priority: High)
35. *Oxnard-Santa Rosa Feeder and Santa Rosa Hydro Improvements (582)* – Staff is working with the design consultant P&I to separate the Oxnard-Santa Rosa Feeder Improvements from the Santa Rosa Hydro Improvements to expedite implementation. (CIP Priority: Medium)
36. *Crestview Well No. 8 (585)* – The General Manager and Deputy General Manager continue to discuss potential approaches to the revised agreement with Crestview's Board President and General Manager. (CIP Priority: Not Evaluated)
37. *Lake Bard Water Filtration Plant (LBWFP) Flowmeter and Lake Bard Outlet Tower Improvements (587)* – Staff met with KJ to discuss prior comments made during review of the 90% plans and specifications to facilitate KJ's continued preparation of the 100% plans and specifications. (CIP Priority: High)
38. *Fairview Well Rehabilitation (589)* – MKN & Associates held the design phase kickoff meeting with District staff. (CIP Priority: High)
39. *Calleguas Conduit North Branch (CCNB) Broken Back Rehabilitation, Phase 4 (598)* – Staff continues to work to identify the next pipeline sections to be rehabilitated through carbon fiber lining. (No change.) (CIP Priority: High)
40. *Existing Crew Building Improvements and Crew Building Expansion (603R)* – KJ started the process to develop a Technical Memorandum to evaluate alternative HVAC systems required

by the U.S. EPA's Technology Transition Rule and the impacts of incorporating those revisions to the project's design. *(CIP Priority: High)*

41. *Somis Farmworker Housing SMP Discharge Station (607)* – Amcal completed improvements near and adjacent to the new SMP discharge station. District staff are preparing an updated construction deposit request for Amcal. *(CIP Priority: Medium)*
42. *Wellfield No. 2 Solar System (613)* – TerraVerde Energy is revising the Self-Generation Incentive Program application forms related to two potential battery energy storage systems at Wellfield No. 2. *(CIP Priority: Low)*
43. *CCSB Strengthening for Metrolink SCORE Improvements (614)* – The design consultant, Phoenix Engineering, is updating the bid package to reflect the current schedule and Union Pacific Railroad permit. *(CIP Priority: High)*
44. *LBWFP Roof Replacements (621)* – Staff and District Counsel met with Gordian staff to discuss the process of contract execution and administration for the procurement of the LBWFP roof replacements through the Sourcewell service cooperative. *(CIP Priority: High)*
45. *LBWFP Site Civil and Electrical Improvements (622)* – KJ's geotechnical subconsultant, Yeh & Associates, conducted a site visit to evaluate the impact of a VE-related slope design change. KJ began work to update the LBWFP Electrical Distribution coordination plan for work at the Lake Bard Standby Generator Building's electrical switchgear reflecting current designs of this project, the Lake Bard Pump Station (587), and the Conejo Pump Station (480). KJ continues to work on implementing the remaining VE Design recommendations into the design. *(CIP Priority: High)*
46. *Marz Farms SMP Discharge Station (625)* – The consultant, MKN & Associates, submitted the draft preliminary design report, which is under review by staff. *(CIP Priority: High)*

Studies & Planning

47. *Pipeline Condition Assessment Program* – Staff completed field verification of sites required for the pipe-to-soil potential survey. (No change.)
48. *LBWFP Secondary Access* – The Capital Project Budget Allocation will be presented for consideration at the August 6 Board meeting.
49. *Staff Housing* – Staff continues to explore multiple potential approaches in parallel for renovation or replacement of House No. 3, as follows:
 - **Renovation via a Competitively Bid Process:** KJ submitted the draft set of streamlined Contract Documents for publicly bidding renovation of House No. 3. District staff returned

comments on the plans and requested that District Counsel and the District's insurance consultant, Paladin, review the proposed contractual agreement.

- **Replacement with a New Manufactured House:** Staff obtained a budgetary cost estimate for demolition of the current house and placement of a concrete foundation and tying in utilities for a replacement house from the District's As-Needed Pipeline Services contractor, Blois. Due to the physical constraints of the road around Lake Bard, staff continues to investigate replacement alternatives in which delivery of the replacement house would be provided via the Arvada Court cul-de-sac in Wood Ranch, which is approximately 20 feet away from the 8-foot-tall wall that separates the neighborhood from District property. The District's right-of-way consultant, HJA, sent letters to the two property owners at the end of the cul-de-sac regarding the alternatives below. One property owner contacted HJA with questions regarding the impacts each alternative would have on their property.
 - Craning house over wall: Staff obtained a cost estimate from a local crane service provider who believes this approach would be physically feasible, despite the cul-de-sac. District staff is investigating whether there are permit requirements for this approach.
 - Permanently demolishing a portion of the wall: In conjunction with the LBWFP Secondary Access described above, this option would include transporting a replacement house through a new secondary access road off Arvada Court. The proposed alignment would require that the District obtain a permanent easement from one property owner and relocate a City of Simi Valley air/vacuum relief valve and associated cabinet and a multifamily mailbox. HJA obtained the Preliminary Title Reports for both properties at the end of the Arvada Court cul-de-sac.
 - Temporarily demolishing a portion of the wall: A temporary or permanent driveway from the cul-de-sac to the District's property would need to cross over two private properties at the end of the cul-de-sac. This approach may avoid the relocation of the Simi Valley water facilities and the mailbox described above, but would instead require the use of a resident's lawn and driveway. Staff is working with HJA to coordinate with the homeowners across whose property the house would need to be trucked.

Staff collected and compiled data on the cost and relative advantages/disadvantages of each of the approaches to present to the Ad Hoc Committee on Employee Housing.

Grants and Funding Opportunities

50. *Proposition 1, Round 1 Integrated Regional Water Management (IRWM) Implementation Grant Funding* – DWR continues to review progress reports and invoices for the first quarter of 2025. Project proponents are preparing progress reports and invoices for the second quarter of 2025.

51. *Proposition 1, Round 2 IRWM Implementation Grant Funding and Urban Community Drought Relief Grant* – DWR continues to review progress reports and invoices for the first quarter of 2025. Project proponents are preparing progress reports and invoices for the second quarter of 2025.

Miscellaneous Engineering Activities

52. *Training* – One of the Senior Project Managers presented to Engineering staff on record drawing best practices and the Operations Supervisor presented an overview of the District's distribution system.
53. *Advanced Clean Fleet (ACF) Regulations and Compliance* – Staff continues to monitor regulatory updates from the California Air Resources Board related to the ACF regulations and compliance.
54. *Administration Building Cubicle Reconfiguration* – PeopleSpace delivered and installed the missing furniture from the original purchase order. The District will be charged 50% of the total cost as compensation for the inconvenience caused by PeopleSpace's multiple delays.
55. *As-Needed Pipeline Services Agreement* – Staff opened five bids received in response to the Request for Bids to provide As-Needed Pipeline Services. The Board will consider awarding the contract at the August 6 Board meeting.
56. *California Accidental Release Prevention Program* – KJ's recent seismic assessment of the Pre-Engineered Metal Canopy (PEMC) at Wellfield No.2, required by the California Environmental Protection Agency's Accidental Release Prevention Program, recommended replacement of the PEMC. Staff received, and provided comments on, a proposal received from BlueScope Construction for the replacement of the PEMC at Wellfield No. 2. BlueScope is a Design-Build contractor under contract with the SourceWell service cooperative. The District is required to address the recommendations to comply with the accidental release prevention program.

Operations and Maintenance

Salinity Management Pipeline

57. The City of Camarillo's North Pleasant Valley Desalter, Camrosa's Round Mountain Desalter, and Port Hueneme Water Agency's (PHWA) water treatment plant are currently online and discharging brine into the SMP.
58. Staff conducted preventative maintenance on the SMP Control Tank, PHWA SMP discharge station, and the Pressure Sustaining Station.

LBWFP

59. Staff successfully completed the replacement of the three 12-inch check valves and three gate valves at the Wash Water Return Pump Station.

60. As part of preparing the LBWFP for the summer plant run, scheduled for August, staff began oxygenating the lake. Dissolved oxygen levels, which impact the efficacy of the treatment plant process, can vary considerably over the course of the year due to water temperature, lake stratification, and other factors. Staff dialed in the performance of the oxygenation system, focusing on bubble size, which plays a role in evaluating how effective the aeration process is. The finer the bubbles, the more slowly they rise and the greater the water-surface area they contact, increasing oxygenation efficiency.



61. The inlet flow control valve actuator was replaced to ensure flow control automation.



62. As part of an investigation into Filter No. 8 to determine the cause of uneven backwash and decreased filtration performance, staff inspected the Filter No. 8 plenum, the empty space below the filter media that provides for even distribution of air and water during backwash. Staff discovered potential breaches in the plenum, requiring that Filter No. 8 be taken out of service while staff develops a solution.

63. Staff completed feeding power from the District Headquarters to the Lake Bard inlet tower and radio tower.

Las Posas Aquifer Storage and Recovery Wellfields

64. Staff completed the annual Las Posas Wellfield Grimes Canyon Disinfection Facility halogen valve actuator calibration and certification. All halogen valves are operational and in compliance.
65. New state regulations require that all groundwater wells be sampled for PFAS and PFOA. Initial sampling must be completed by 2027, after which ongoing testing is required on a quarterly basis. Staff conducted the initial round of PFAS testing at the Wellfield, sampling 16 wells for PFAS and PFOA compounds. All samples had non-detectable concentrations of PFAS and PFOA.
66. Staff performed routine maintenance on Well Nos. 7, 9, 10, and 16.

Water Distribution System

67. Staff performed annual maintenance on the TOD Pump Station Control Valves.

68. Calleguas met all state water quality standards. The Regulatory Compliance Division collected system samples for the following analytes:

- Microbiological
- General mineral/general physical
- Organics
- Inorganics
- Radiological
- Volatile organic compounds
- Semi-volatile organic compounds
- Metals
- Pesticides
- Toxicity



69. All hydroelectric generators are currently online and operational.

70. Maintenance, repairs, and inspection were performed at:

- Calleguas Conduit North Branch Surge Facility Relief Valve (annual maintenance)
- SMP Pressure Sustaining Station
- Calleguas Conduit South Branch Unit No. 5
- Calleguas-Las Virgenes Interconnection
- *Pump Stations:* Sherwood, Fairview, Las Virgenes, Conejo, and Grandsen
- *Pressure Regulating Stations:* Nos. 3, 4, 7, and 9
- *Hydroelectric Generators:* East Portal, Conejo, Santa Rosa, Grandsen, and Springville
- *Turnouts:* Brandeis Mutual Water Company (MWC), Camrosa, California American Water Co., City of Camarillo, City of Simi Valley, City of Thousand Oaks, California Water Service Co., Golden State Water Co., Ventura County Waterworks Districts, City of Oxnard, and Pleasant Valley MWC
- *Reservoirs:* Springville, Grimes Canyon, Thousand Oaks, Westlake, and Newbury Park

71. The Regulatory Compliance Division communicated water quality information from Metropolitan and Calleguas to purveyors. This was achieved by providing water quality maps from Metropolitan and Calleguas's distribution systems.

Training

72. The Laboratory Coordinator cross-trained with staff from the City of Thousand Oaks Hill Canyon Wastewater Treatment Plant laboratory. The teams were able to share information about laboratory assessment experiences and management.
73. The Manager of Operations & Maintenance, Manager of Human Resources and Risk Management, and Deputy General Manager facilitated an interview training session for O&M staff to support their professional growth and help them build confidence and preparedness for future interview opportunities. Follow-up training will include scheduling mock interviews to polish communication skills in a realistic setting.

Human Resources and Risk Management (HRRM)

Human Resources

74. Recruitments for the GIS Analyst, System Maintenance Crew Leader, and Cross-Connection Control Specialist positions closed in July. Applications are being reviewed to fill those positions. The System Maintenance Crew Leader and Cross-Connection Control Specialist position were advertised internally; a total of six applications were submitted. The GIS Analyst position was advertised internally and externally; 136 applications were received, many of which were promising, and staff will be utilizing a supplemental questionnaire to determine which candidates to interview.
75. The Manager of HRRM attended the Society of Human Resources Management four-day conference virtually. This conference provides valuable training and resources in leadership and personnel management.

Risk Management

76. The Emergency Response Coordinator participated in the first meeting of the Technical Advisory Group for a countywide wildfire vulnerability assessment and dashboard organized by the Ojai Valley Fire Safe Council (OVFSC). The OVFSC has conducted a pilot of the dashboard in the Ojai Valley and, in coordination with countywide partners and consultants, are expanding the dashboard to include fine scale hazard mapping and risk analyses across Ventura County. The dashboard will include viewing options available to the public and an advanced portal available to public safety agencies, local government organizations, and other critical stakeholders.
77. On July 5, an unidentified and unauthorized helicopter landed on Ward Circle, the road around Lake Bard, approximately 500 feet south of Dike 6. Onsite residents recorded the landing and documented identifying markings on the aircraft. Staff located the registered owner of the aircraft and sent a written request for mitigating information regarding the incident, informing

the owner that the District was aware of the landing and that, in the absence of mitigating circumstances, the aircraft pilot and any passengers were trespassing.

78. The Emergency Response Coordinator attended a Civilian Response to Active Shooter Event training hosted by the FBI. The training was designed for public and private sector personnel to better prevent, prepare for, and respond to active shooter incidents through lessons learned from active shooter experiences and practice scenarios involving making quick decisions.
79. The Environmental Health and Safety (EH&S) Specialist conducted joint facility inspections with the Distribution Crew Leader. Per the District's Injury and Illness Prevention Plan, facility inspections are conducted two times per year by lead staff to ensure Cal OSHA requirements, Unified Program Requirements, and general facility safety standards are being met.
80. The EH&S Specialist worked with Casavan Consulting to ensure the adequacy of the District's safety and regulatory plans, including the Spill Prevention Control and Countermeasures Plans (SPCC) and Risk Management Plans (RMPs). The review included inspection of multiple facilities, including the standby generator facilities at Conejo Pump Station, the Wellfield, and Grandsen Pump Station, plus the LBWFP and the Grimes Canyon Disinfection Facility. Plans must be certified at least every five years.
81. The EH&S Specialist completed a regulatory inspection with Ventura County Environmental Health's Certified Unified Program Agency (CUPA). The routine inspection focused on the LBWFP's RMP and included a records review and facility walkthrough. The inspection noted one corrective action related to recommendations in the District's most recent seismic assessment that have not been addressed, which must be rectified within 30 days.
82. The Ventura County Fire Department conducted a confined space rescue training exercise at the Confined Space Training facility at Wellfield No. 1 with multiple engine companies in attendance. The facility provided effective hands-on learning and fire department personnel appreciated the opportunity to enhance operational readiness. This ongoing collaboration will provide invaluable training and strengthen interagency readiness and response.



Training

83. The Emergency Response Coordinator provided annual refresher training on the District's Workplace Violence Prevention Plan for Operations & Maintenance and Engineering staff at

the monthly safety meetings. All required elements of annual training were delivered to staff, including workplace violence definitions, mechanisms for reporting violent incidents and suspicious behavior, documentation, and an opportunity for questions and discussion with plan administrators.

84. The Emergency Response Coordinator provided interactive training on the Incident Command System (ICS) for District staff. This training included a recorded webinar hosted by the U.S. EPA and the Water Information Sharing and Analysis Center (WaterISAC), with explanations on how ICS tools apply to the water sector, including staff experiences during recent incidents. Additional trainings on emergency preparedness, management, and response are to be scheduled or assigned in accordance with potential Emergency Operations Center or field assignments during future incidents.
85. The EH&S Specialist provided Hazard Communication refresher training to O&M and Engineering department staff.
86. The ACWA Joint Powers Insurance Authority provided Defensive Driving training for District staff. This training is provided every three years and focuses on driving safety, distracted driving, and defensive driving techniques.

Finance

87. Staff processed and paid 503 invoices, totaling approximately \$11.6 million, between June 17 and July 21.
88. Staff prepared purveyor invoices for water sales in June totaling \$15,266,114.29. Metropolitan invoiced the District for the same period a total of \$11,162,478.92.
89. The Metropolitan invoice for water purchased in May and paid in July is \$10,221,116.63.
90. The balance in the LAIF account as of June 30 was \$10,728,031.89. The monthly effective yield is at 4.269% for June.
91. The Los Angeles-Long Beach-Anaheim Consumer Price Index for June was unchanged over the past month and up 3.2% from a year ago.
92. Staff participated in an initial meeting with the newly appointed audit team from Nigro & Nigro to review internal processes. Year-end closing procedures are ongoing and preparations for the final audit schedules are currently underway.
93. Staff issued an RFP for a cost-of-service study, which was posted on the District's website and distributed to seven consultants directly. Proposals are due by August 11.

Information Technology

Cybersecurity

94. IT staff attended several FBI Critical Infrastructure virtual meetings. These webinars provided timely information on potential attacks due to foreign activities, as well as up-to-date information on recent “zero-day exploits,” those security vulnerabilities that are unknown to the software or hardware vendor and therefore have no patch to address the breach.
95. IT staff began working with the contracted penetration testing consultant and comprehensive testing has been scheduled.
96. During June, the District’s phishing campaign resulted in one user clicking on the link. The security awareness training resulted in a 95% completion rate.

Training

97. Staff attended a weeklong training class, presented by AVEVA, the District’s SCADA system software vendor, focusing on troubleshooting, updating, and understanding the Turnout Automation System SCADA software. This training is essential as the IT Department has responsibility for these duties, which were previously handled by the Control Systems Division in O&M.

Hardware & Software

98. IT staff successfully onboarded all employees with the District’s password management software and have begun to enforce password changes, which will be required annually.
99. IT and Finance staff continue to work with the vendor to fix the remaining issues from the finance software updates. The changes implemented in late July appear to have resolved the outstanding issues.
100. Staff continue to work with AVEVA to address the remaining issues from the Turnout Automation System upgrade.
101. IT staff continue the process of replacing computers (desktops and laptops) that have or are about to reach their end of life.
102. Staff continues to provide help desk functions. There were 63 tickets closed that included the following requests:
 - Setup and support of audiovisual needs in Board and conference rooms for various meetings
 - Assistance with spam filter settings for email delivery

- Workstation software updates and troubleshooting
- Reviewing Board agenda packets and recordings before posting to the District's website and YouTube
- Printer maintenance
- Workstation hardware issues
- Mobile device updates and troubleshooting

INVESTMENT REPORT

Calleguas Municipal Water District | As of June 30, 2025

CHANDLER ASSET MANAGEMENT | chandlerasset.com

Chandler Team:

For questions about your account, please call (800) 317-4747,
or contact clientservice@chandlerasset.com

[ECONOMIC UPDATE](#)

[ACCOUNT PROFILE](#)

[CONSOLIDATED INFORMATION](#)

[PORTFOLIO HOLDINGS](#)

[TRANSACTIONS](#)

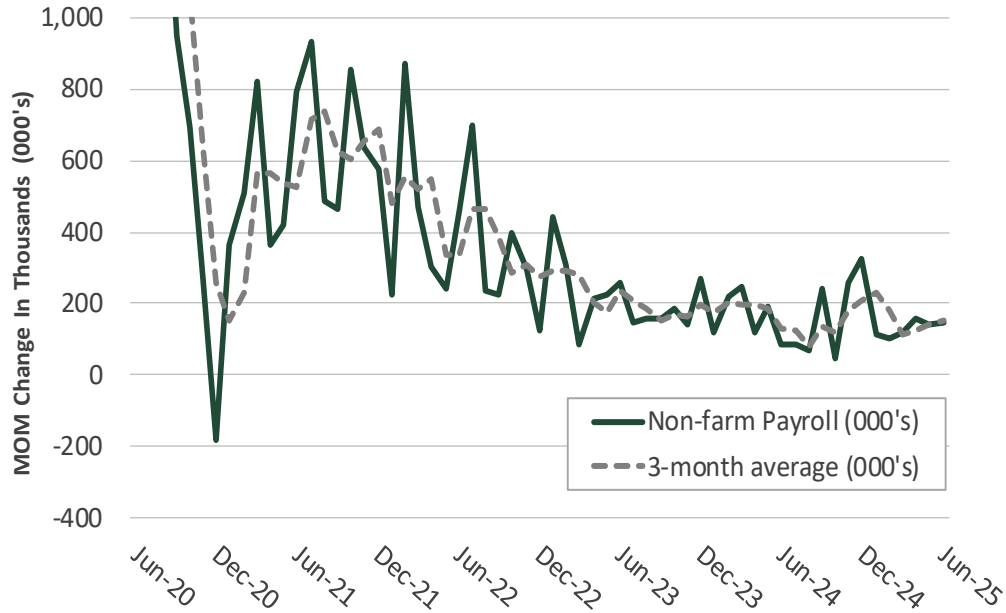
ECONOMIC UPDATE

- Recent economic data suggest slower growth in 2025 and greater market uncertainty as the effects of fiscal policy unfold. Inflationary trends have subsided, but some components remain sticky, and core levels remain above the Fed's target. The labor market reflects improved balance between supply and demand for workers. While job creation has been robust, continuing jobless claims remain elevated. Given the economic outlook, we expect gradual normalization of monetary policy and a steepening yield curve.

- As broadly anticipated, the Federal Open Market Committee (FOMC) left the Federal Funds Rate unchanged at the range of 4.25 - 4.50% at the June meeting. Fed Chair Powell continued to emphasize the Committee's "wait and see" approach amidst economic uncertainty that remains elevated but diminished. Federal Reserve officials continued to pencil in two rate cuts in 2025.

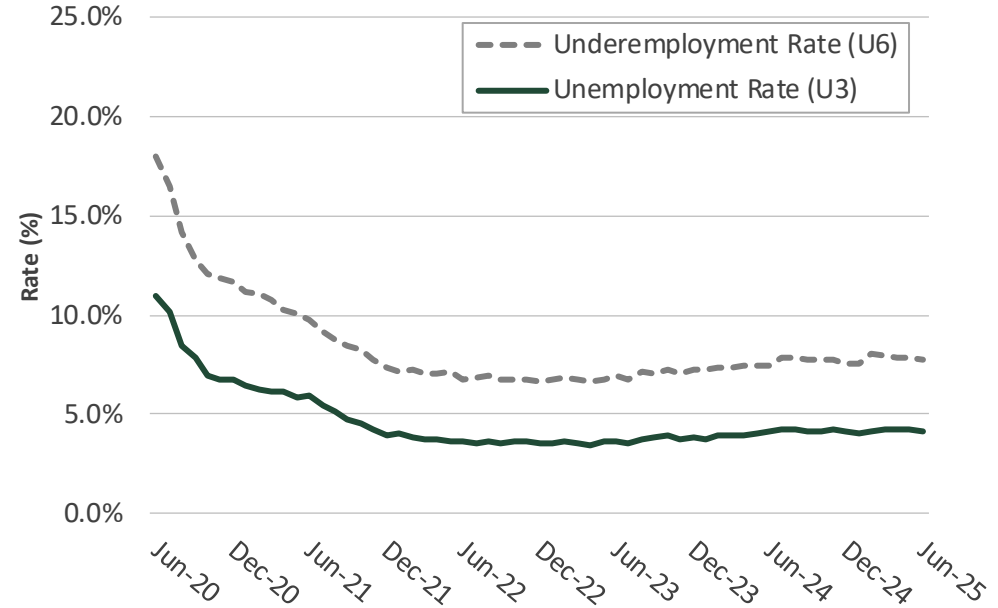
- US Treasury yields declined in June. The 2-year Treasury yield fell 18 basis points to 3.72%, the 5-year Treasury dropped 17 basis points to 3.80%, and the 10-year Treasury yield also declined 17 basis points to 4.23%. The spread between the 2-year and 10-year Treasury yield points on the curve edged up to +51 basis points at June month-end versus +50 basis points at May month-end. The spread between the 2-year Treasury and 10-year Treasury yield one year ago was -36 basis points. The spread between the 3-month and 10-year Treasury yield points on the curve was -7 basis points in June, versus -6 basis points in May.

Nonfarm Payroll (000's)



Source: US Department of Labor

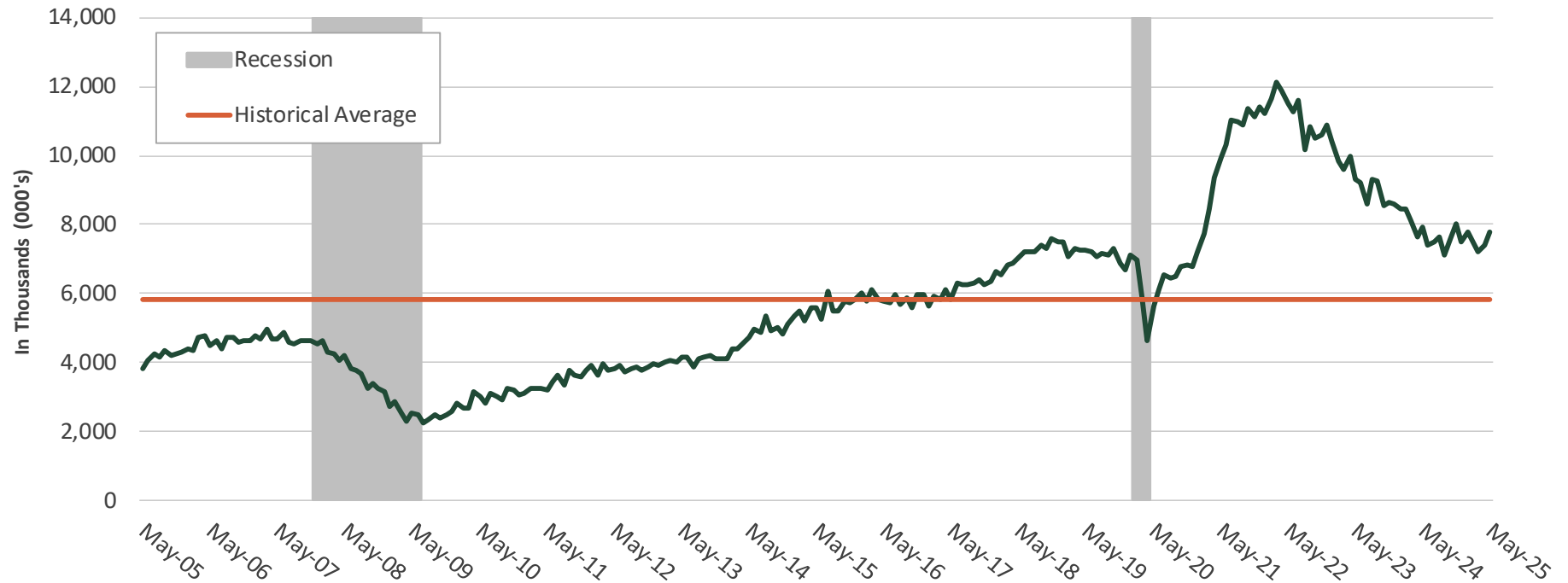
Unemployment Rate



Source: US Department of Labor

The U.S. economy added 147,000 jobs in June, exceeding consensus expectations, and the last two months were revised up by 16,000. Gains were primarily driven by state and local government education, while job growth in service sectors languished. The three-month moving average and six-month moving average payrolls totaled 150,000 and 130,000 respectively. The unemployment rate declined to 4.1% in June from 4.2% in May, due to a shrinking labor force. The labor participation rate dipped to 62.3%, remaining below the pre-pandemic level of 63.3%. The U-6 underemployment rate, which includes those who are marginally attached to the labor force and employed part time for economic reasons dropped to 7.7% in June. Average hourly earnings fell slightly, marking a 3.7% year-over-year increase.

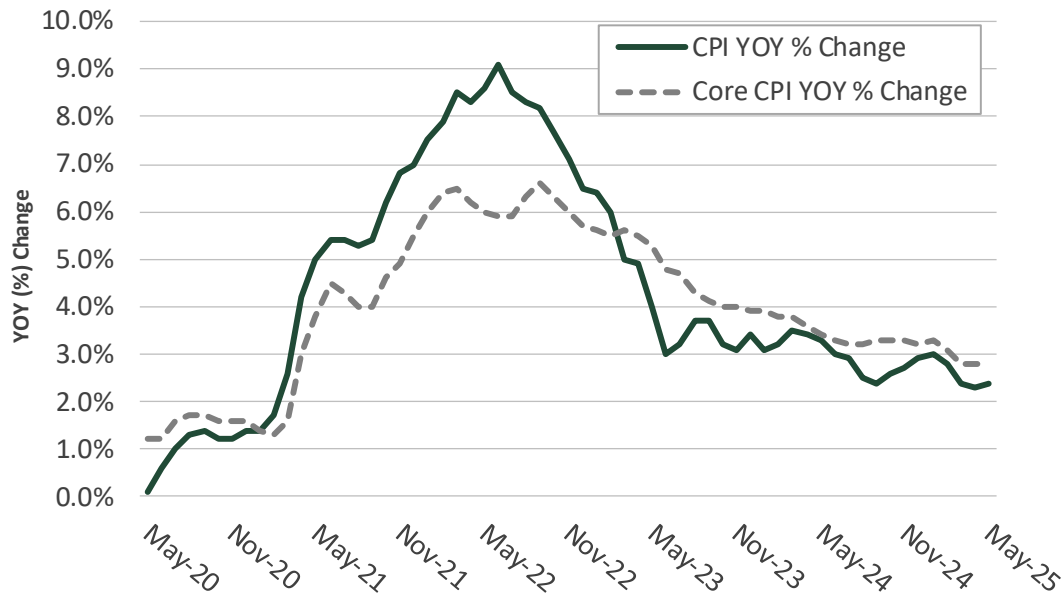
Job Openings



Source: US Department of Labor

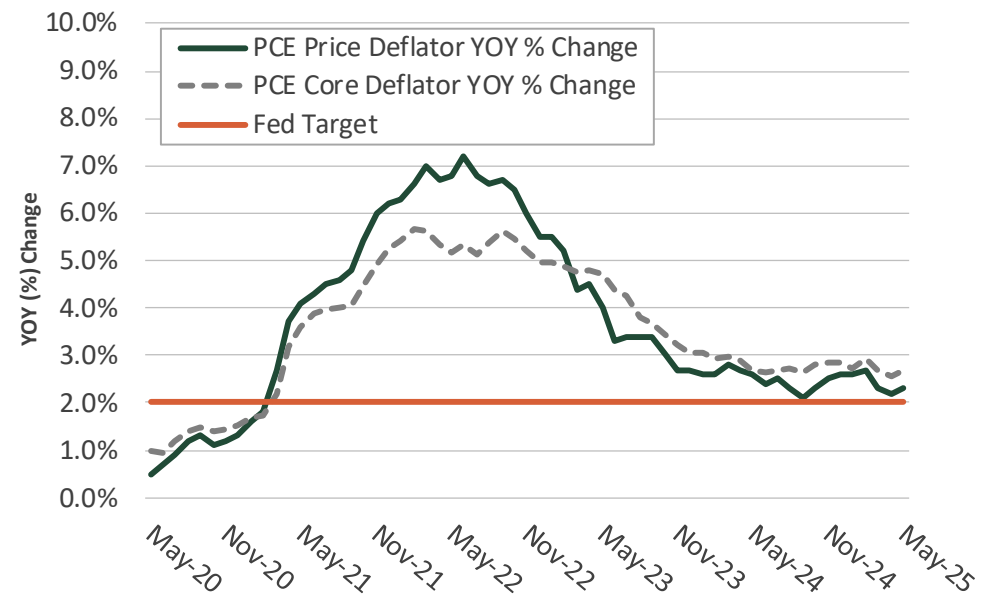
The Labor Department's Job Openings and Labor Turnover Survey (JOLTS) unexpectedly rose to 7.77 million new job openings in May from 7.40 million in April. Layoffs declined and the quits rate increased. Job openings indicate a ratio of approximately 1.1 jobs for each unemployed individual, representing a relatively balanced labor market.

Consumer Price Index (CPI)



Source: US Department of Labor

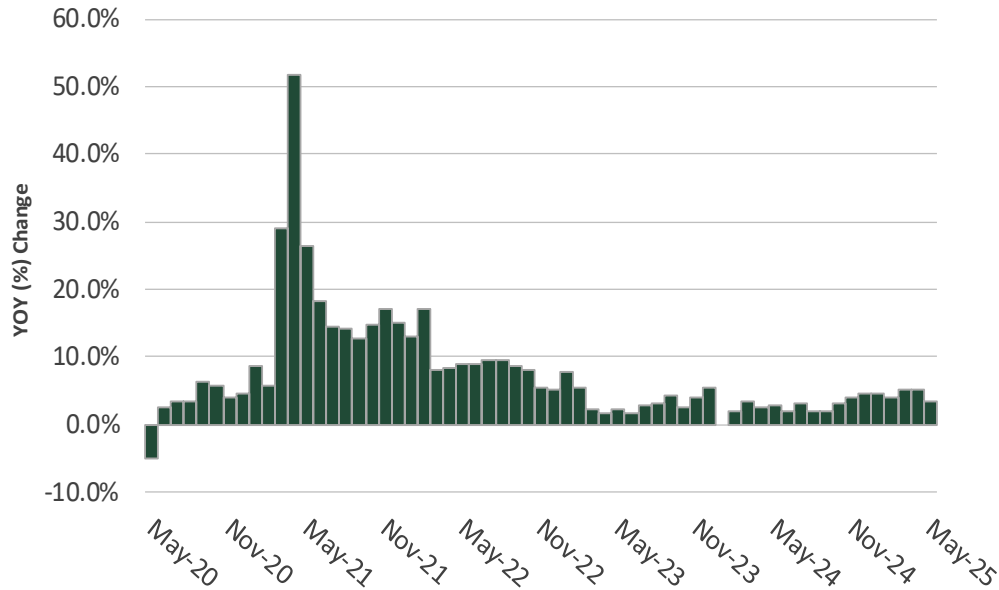
Personal Consumption Expenditures (PCE)



Source: US Department of Commerce

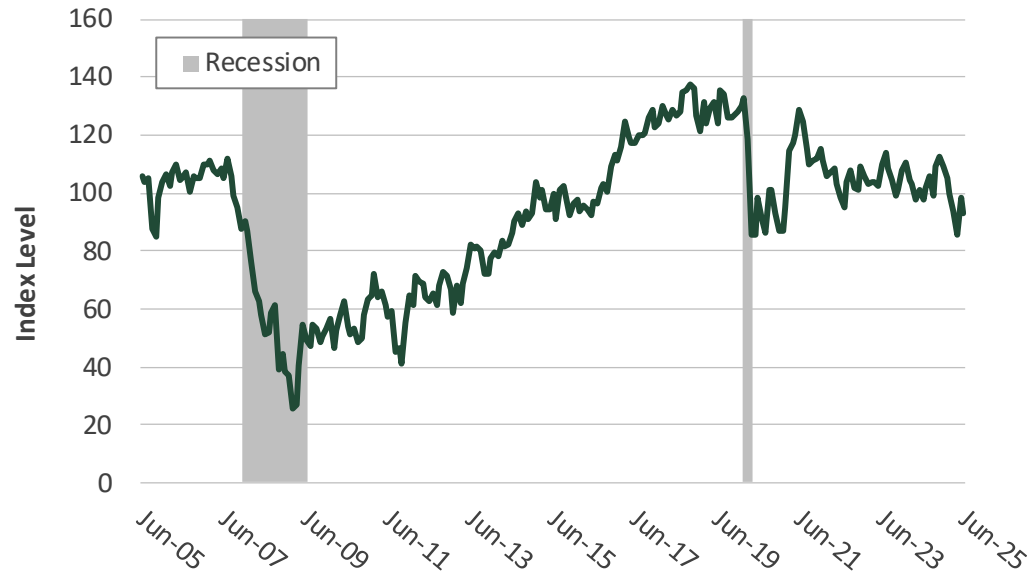
In May, the Consumer Price Index (CPI) cooled slightly more than consensus expectations. The headline CPI increased 0.1% month-over-month and rose 2.4% year-over-year, while the Core CPI rose 0.1% month-over-month and 2.8% year-over-year. The Personal Consumption Expenditures (PCE) price index increased 0.1% month-over-month and rose 2.3% year-over-year in May. The Core PCE deflator, which excludes food and energy and is the Fed's preferred gauge, increased 0.2% month-over-month and 2.7% year-over-year, up from April's 2.6% year-over-year increase. Inflation is hovering above the Fed's 2% target.

Retail Sales YOY % Change



Source: US Department of Commerce

Consumer Confidence

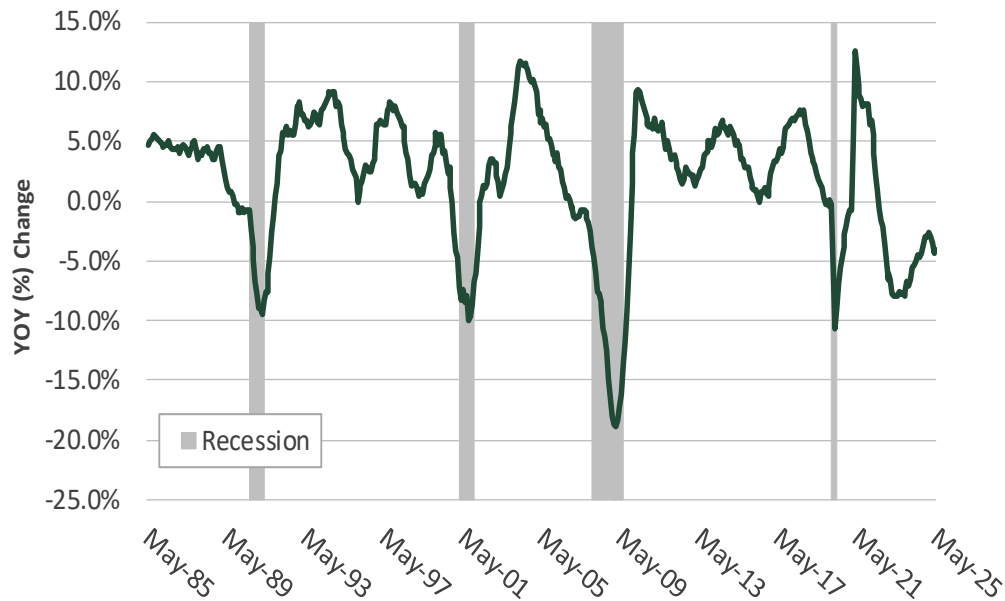


Source: The Conference Board

All time high is 144.70 (1/31/00); All time low is 25.30 (2/28/09)

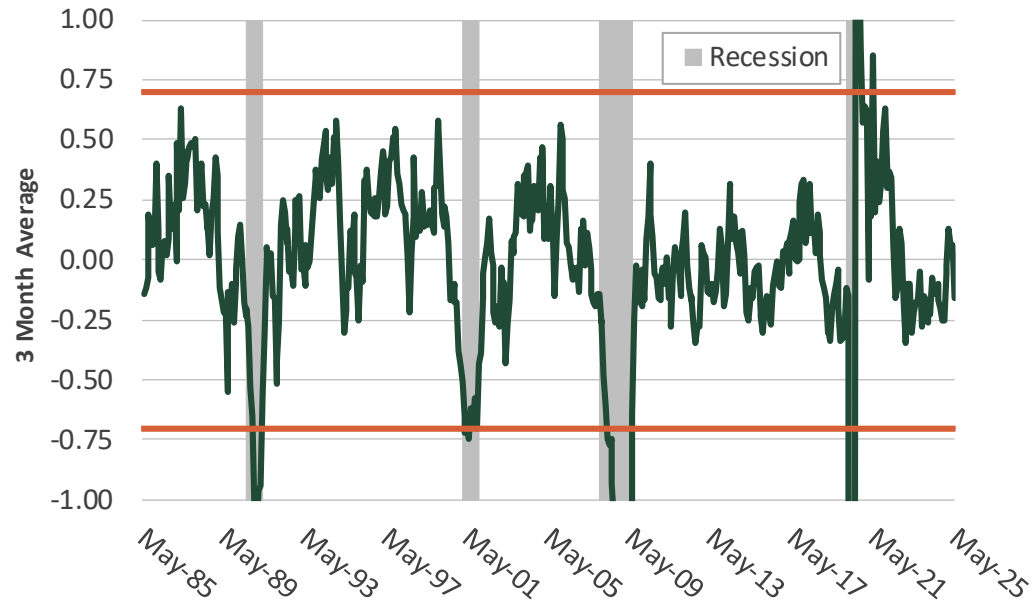
Advance Retail Sales were down 0.9% month-over-month in May, further slowing from a downwardly revised -0.1% in April. Declines were led by auto sales, building materials, garden equipment and supplies, and spending at restaurants and bars fell by the most since early 2023. Control group sales, which feed into GDP, were the only bright spot in the report, with a 0.4% increase. On a year-over-year basis, Retail Sales grew 3.3% in May following a 5.0% increase in April. The Conference Board's Consumer Confidence Index dropped to 93.0 in June from 98.4 in May, as consumers' assessment of both the current situation and future expectations for income and labor markets soured. While the consumer has been resilient, elevated inflation expectations, concerns about trade policies and tariffs, and general economic and policy uncertainty could pose potential risks to future spending.

Leading Economic Indicators (LEI)



Source: The Conference Board

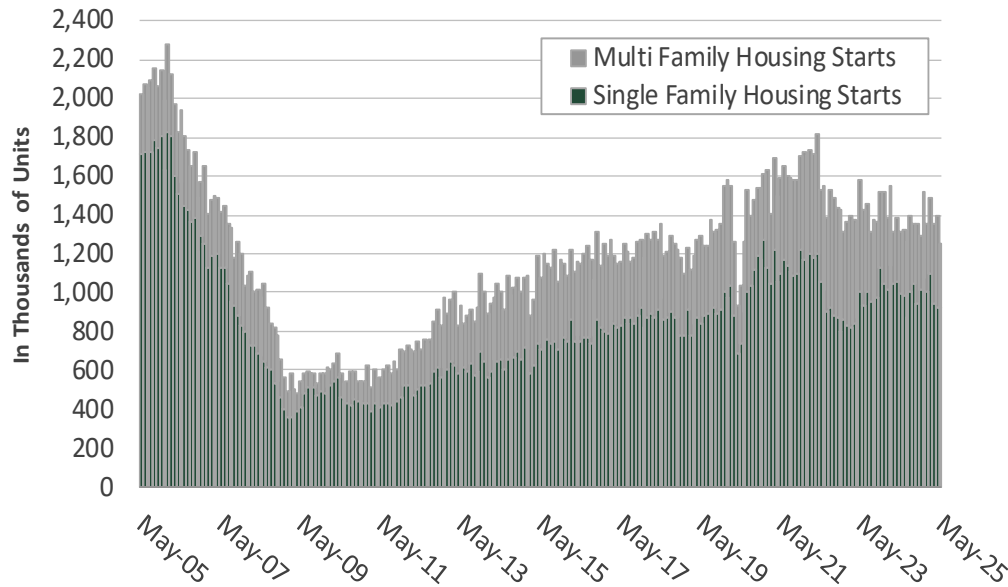
Chicago Fed National Activity Index (CFNAI)



Source: Federal Reserve Bank of Chicago

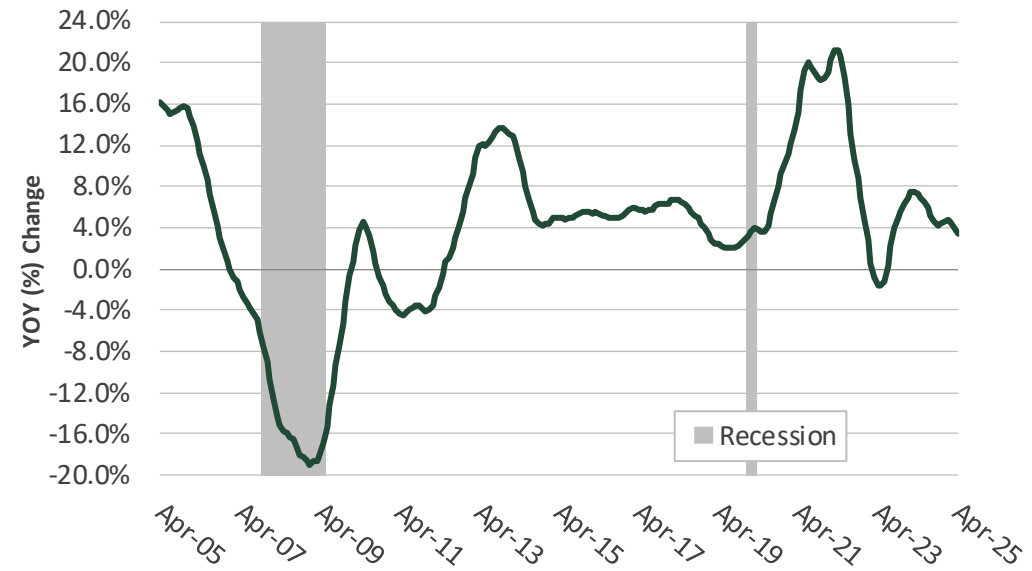
The Conference Board's Leading Economic Index (LEI) fell by 0.1% in May, following a downwardly revised 1.4% decline in April. The LEI decreased by 4.0% year-over-year. The rebound in the stock market was the primary positive contributor, offset by consumer pessimism, weak new orders in manufacturing, the second consecutive month of rising initial unemployment claims, and a drop in housing permits. The Chicago Fed National Activity Index (CFNAI) improved to -0.28 in May from a downwardly revised -0.36 in April. The three-month moving average dropped to -0.16 in May from 0.06 in April, indicating slightly below trend growth.

Annualized Housing Starts



Source: US Department of Commerce

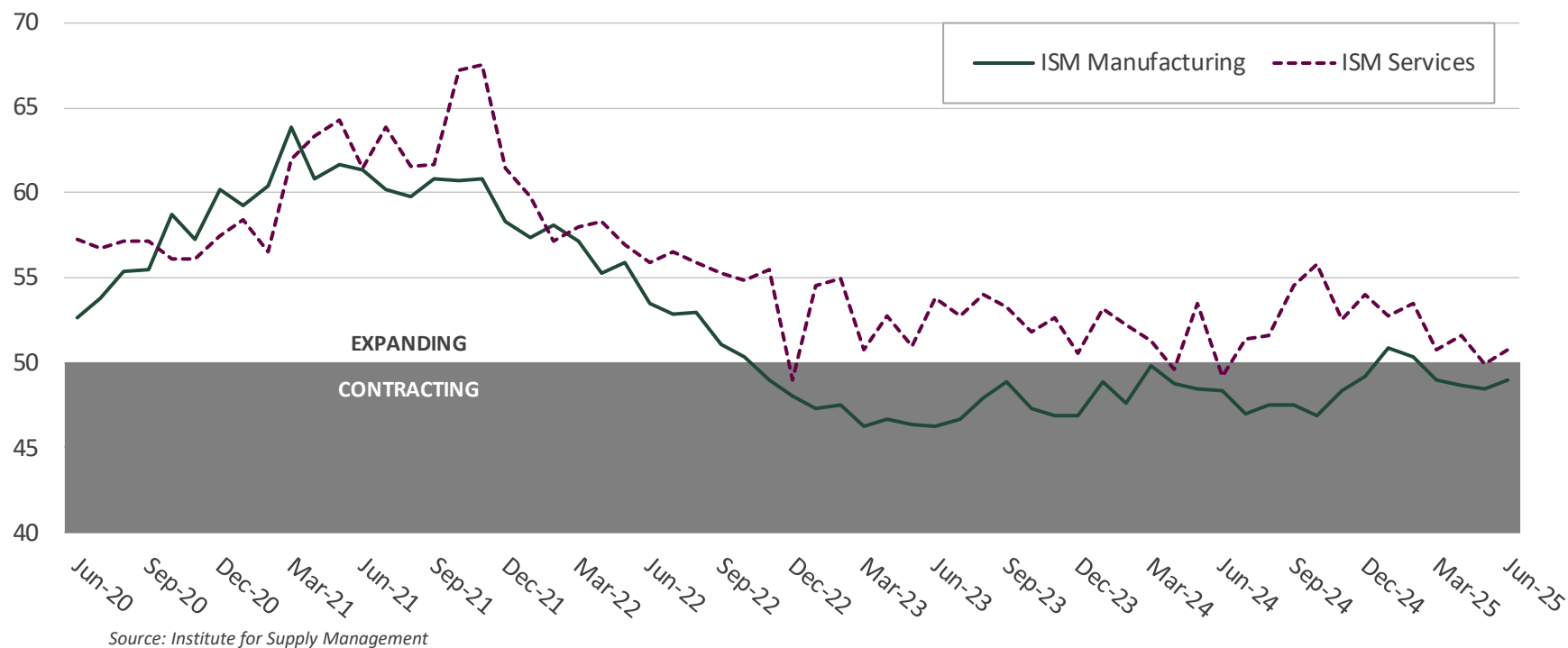
S&P/Case-Shiller 20 City Composite Home Price Index



Source: S&P

Housing starts declined 9.8% month-over-month in May to a seasonally adjusted annual rate of 1.256 million units. Single family starts increased 0.4% above the revised April figures, whereas multi-family starts fell -30.4%. Total starts dropped 4.6% compared to May 2024. Homebuilder confidence is shaky due to elevated mortgage rates, affordability constraints, and a weakening economic outlook. The Freddie Mac 30-year fixed rate mortgage averaged approximately 6.8% in June. According to the Case-Shiller 20-City Home Price Index, housing prices rose 3.4% year-over-year in April, compared to 4.1% in March. Limited inventory, elevated mortgage rates, and lack of affordability continue to weigh on the housing market.

Institute of Supply Management (ISM) Surveys



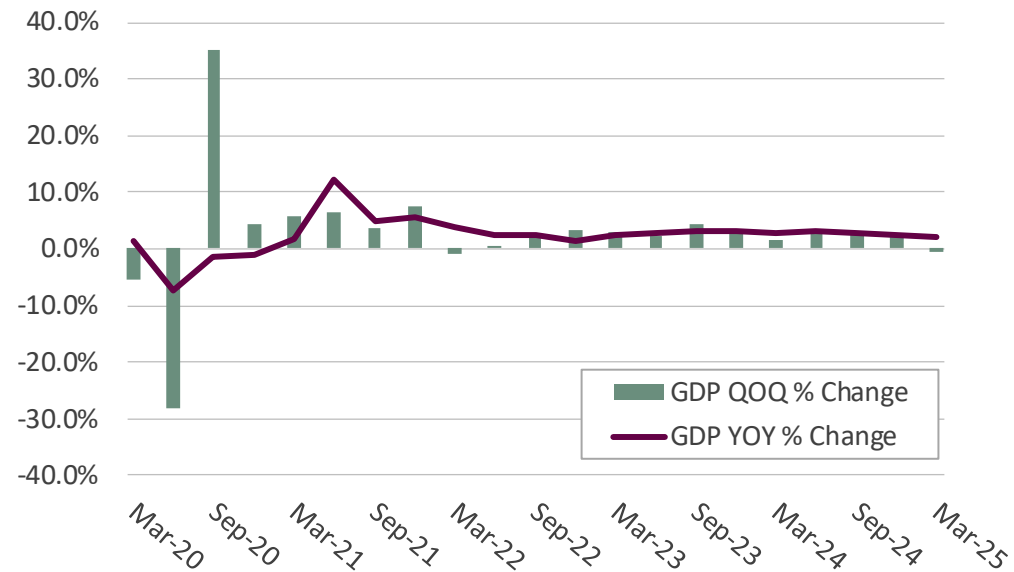
The Institute for Supply Management (ISM) Manufacturing index edged up to 49.0 in June from 48.5 in May, indicating a continuation of modest contraction in the sector. Inventories and production improved as companies worked through backlogs, while employment and new orders contracted. The ISM Services index increased to 50.8 in June from 49.9 in May, as new orders improved. However, ongoing concerns about the impact of tariffs remain. A reading over 50 indicates expansion, while a reading under 50 indicates contraction.

GROSS DOMESTIC PRODUCT (GDP)

Components of GDP	6/24	9/24	12/24	3/25
Personal Consumption Expenditures	1.9%	2.5%	2.7%	0.3%
Gross Private Domestic Investment	1.5%	0.2%	-1.0%	3.9%
Net Exports and Imports	-0.9%	-0.4%	0.3%	-4.6%
Federal Government Expenditures	0.3%	0.6%	0.3%	-0.3%
State and Local (Consumption and Gross Investment)	0.3%	0.3%	0.3%	0.2%
Total	3.0%	3.1%	2.5%	-0.5%

Source: US Department of Commerce

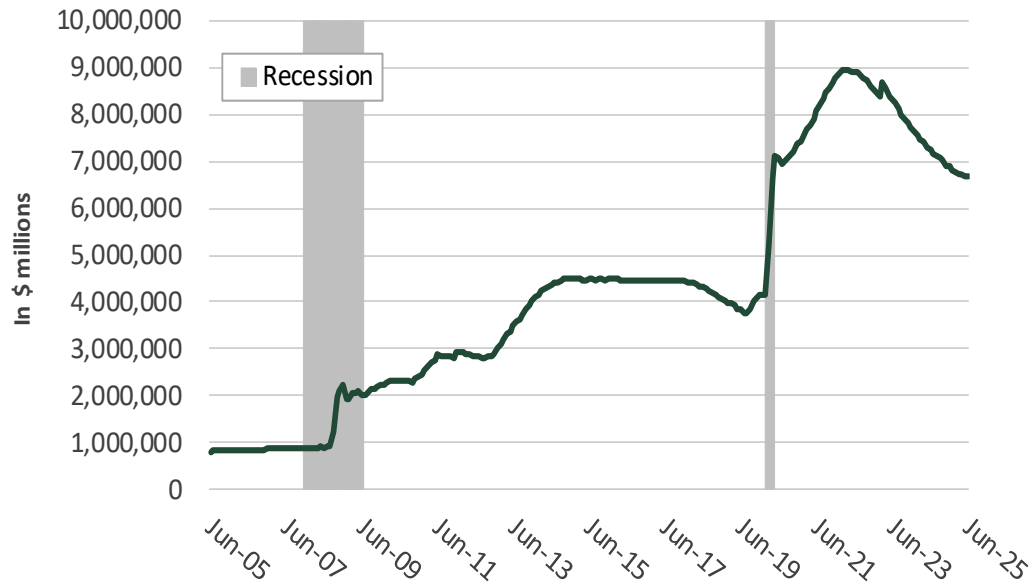
Gross Domestic Product (GDP)



Source: US Department of Commerce

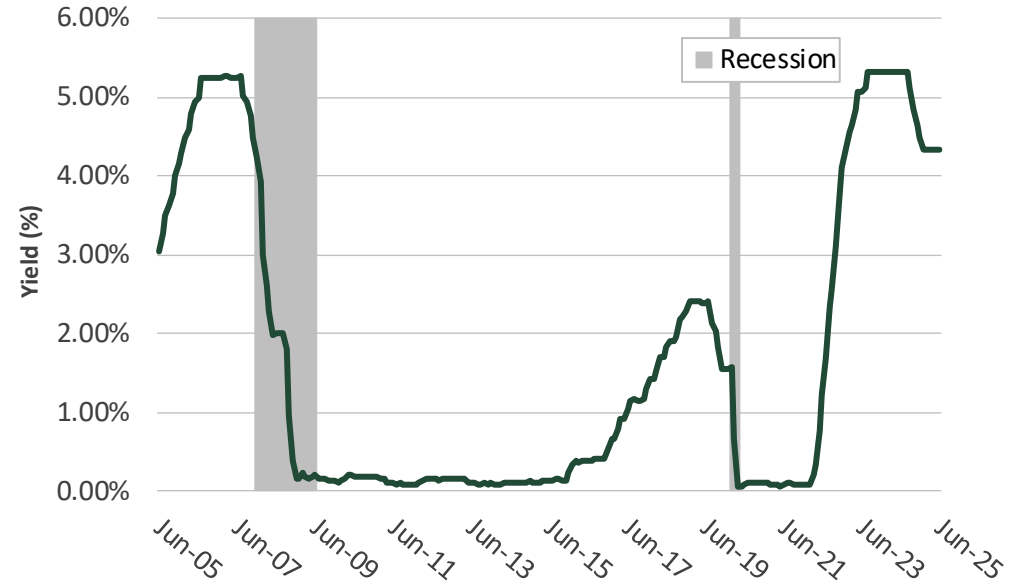
Real GDP decreased at an annualized rate of 0.5% in the first quarter of 2025, according to the third and final estimate from the Bureau of Economic Analysis, a downward revision from the previously estimated 0.2% decline. This marks the first negative quarter since 2022. The primary driver of the downward revision was weaker personal consumption expenditures. Net exports remained the primary drag on growth, as imports rose sharply in anticipation of higher tariffs. Gross investment contributed positively, powered by business decisions to get ahead of possible cost increases. The consensus projection calls for 2.1% growth for the second quarter and 1.5% for the full year 2025.

Federal Reserve Balance Sheet Assets



Source: Federal Reserve

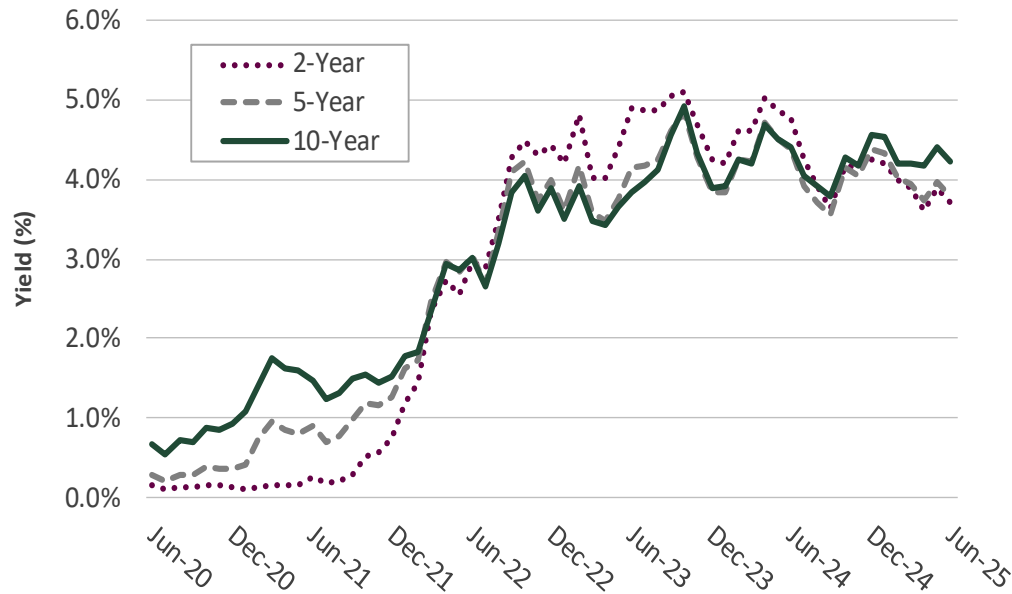
Effective Federal Funds Rate



Source: Bloomberg

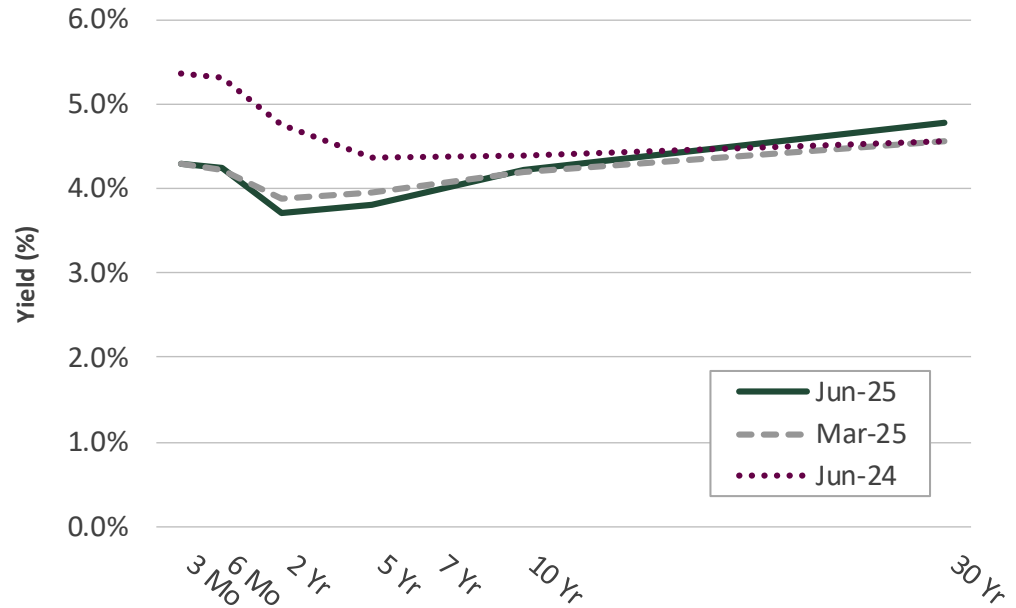
As broadly anticipated, the Federal Open Market Committee (FOMC) left the Federal Funds Rate unchanged at the range of 4.25 - 4.50% at the June meeting. In the Summary of Economic Projections (SEP), Federal Reserve officials continued to pencil in two rate cuts in 2025, while downgrading estimates for economic growth and raising forecasts for both unemployment and inflation this year. The statement indicated that uncertainty about the economic outlook remained elevated but had diminished. The monthly redemption cap on Treasuries will remain at \$5 billion, while the cap on agencies and mortgage-backed securities will be maintained at \$35 billion. Since the Fed began its Quantitative Tightening campaign in June 2022, securities holdings have declined by about \$2.2 trillion to approximately \$6.7 trillion.

US Treasury Note Yields



Source: Bloomberg

US Treasury Yield Curve



Source: Bloomberg

At the end of June, the 2-year Treasury yield was 103 basis points lower, and the 10-Year Treasury yield was 17 basis points lower, year-over-year. The spread between the 2-year and 10-year Treasury yield points on the curve edged up to +51 basis points at June month-end versus +50 basis points at May month-end. The recent yield curve inversion which began in July 2022 was historically long. The average historical spread (since 2005) is about +99 basis points. The spread between the 3-month and 10-year Treasury yield points on the curve was -7 basis points in June, versus -6 basis points in May.

ACCOUNT PROFILE

Investment Objectives

Calleguas Municipal Water District's investment objectives, in order of priority, are to provide safety to ensure the preservation of capital in the overall portfolio, provide sufficient liquidity for cash needs and a market rate of return consistent with the investment program.

Chandler Asset Management Performance Objective

The performance objective for the portfolio is to earn a total rate of return through a market cycle that is equal to or above the return on the benchmark index.

Strategy

In order to achieve this objective, the portfolio invests in high-quality fixed income securities that comply with the investment policy and all regulations governing the funds.

STATEMENT OF COMPLIANCE

CMWD Cons | Account #10936 | As of June 30, 2025

Rules Name	Limit	Actual	Compliance Status	Notes
AGENCY MORTGAGE SECURITIES (CMOS)				
Max % (MV)	20.0	4.5	Compliant	
Max % Issuer (MV)	5.0	4.5	Compliant	
Max Maturity (Years)	5.0	4.2	Compliant	
Min Rating (AA by 1)	0.0	0.0	Compliant	
ASSET-BACKED SECURITIES (ABS)				
Max % (MV)	20.0	9.7	Compliant	
Max % Issuer (MV)	5.0	1.1	Compliant	
Max Maturity (Years)	5	4	Compliant	
Min Rating (AA- by 1)	0.0	0.0	Compliant	
BANKERS' ACCEPTANCES				
Max % (MV)	40.0	0.0	Compliant	
Max % Issuer (MV)	5.0	0.0	Compliant	
Max Maturity (Days)	180	0.0	Compliant	
COLLATERALIZED BANK DEPOSITS				
Max % (MV)	100.0	0.0	Compliant	
COLLATERALIZED TIME DEPOSITS (NON-NEGOTIABLE CD/TD)				
Max % (BV)	20.0	0.0	Compliant	
Max % Issuer (MV)	5.0	0.0	Compliant	
Max Maturity (Years)	5.0	0.0	Compliant	
Min Rating (AA- by 2)	0.0	0.0	Compliant	
COMMERCIAL PAPER				
Max % (MV)	40.0	4.0	Compliant	
Max % Issuer (MV)	5.0	1.9	Compliant	
Max Maturity (Days)	270	252	Compliant	
Min Rating (A-1 by 1 or A- by 1)	0.0	0.0	Compliant	
CORPORATE MEDIUM TERM NOTES				
Max % (MV)	30.0	26.5	Compliant	
Max % Issuer (MV)	5.0	1.8	Compliant	

STATEMENT OF COMPLIANCE

CMWD Cons | Account #10936 | As of June 30, 2025

Rules Name	Limit	Actual	Compliance Status	Notes
Max Maturity (Years)	5	4	Compliant	
Min Rating (A by 1)	0.0	0.0	Compliant	
FDIC INSURED TIME DEPOSITS (NON-NEGOTIABLE CD/TD)				
Max % (BV)	20.0	0.0	Compliant	
Max % Issuer (MV)	5.0	0.0	Compliant	
Max Maturity (Years)	5	0.0	Compliant	
FEDERAL AGENCIES				
Max % (MV; Agencies & Agency CMOs)	100.0	26.8	Compliant	
Max % Issuer (MV; Agencies & Agency CMOs)	30.0	13.2	Compliant	
Max Callables (MV)	20.0	3.6	Compliant	
Max Maturity (Years)	5	3	Compliant	
LOCAL AGENCY INVESTMENT FUND (LAIF)				
Max % (MV)	15.0	6.2	Compliant	
LOCAL GOVERNMENT INVESTMENT POOL (LGIP)				
Max % (MV)	15.0	0.0	Compliant	
MONEY MARKET MUTUAL FUNDS				
Max % (MV)	20.0	0.3	Compliant	
Max % Issuer (MV)	5.0	0.3	Compliant	
Min Rating (AAA by 2)	0.0	0.0	Compliant	
MORTGAGE-BACKED SECURITIES (NON-AGENCY)				
Max % (MV)	20.0	0.0	Compliant	
Max % Issuer (MV)	5.0	0.0	Compliant	
Max Maturity (Years)	5.0	0.0	Compliant	
Min Rating (AA- by 1)	0.0	0.0	Compliant	
MUNICIPAL SECURITIES (CA, LOCAL AGENCY)				
Max % (MV)	100.0	0.0	Compliant	
Max % Issuer (MV)	5.0	0.0	Compliant	
Max Maturity (Years)	5	0.0	Compliant	
Min Rating (A by 1)	0.0	0.0	Compliant	

STATEMENT OF COMPLIANCE



CMWD Cons | Account #10936 | As of June 30, 2025

Rules Name	Limit	Actual	Compliance Status	Notes
MUNICIPAL SECURITIES (CA, OTHER STATES)				
Max % (MV)	100.0	0.0	Compliant	
Max % Issuer (MV)	5.0	0.0	Compliant	
Max Maturity (Years)	5	0.0	Compliant	
Min Rating (A by 1)	0.0	0.0	Compliant	
NEGOTIABLE CERTIFICATES OF DEPOSIT (NCD)				
Max % (BV)	20.0	0.0	Compliant	
Max % Issuer (MV)	5.0	0.0	Compliant	
Max Maturity (Years)	5	0.0	Compliant	
Min Rating (AA- by 2 if > FDIC Limit)	0.0	0.0	Compliant	
SUPRANATIONAL OBLIGATIONS				
Max % (BV)	10.0	2.5	Compliant	
Max % Issuer (MV)	5.0	2.0	Compliant	
Max Maturity (Years)	5	4	Compliant	
Min Rating (AA- by 1)	0.0	0.0	Compliant	
U.S. TREASURIES				
Max % (MV)	100.0	19.3	Compliant	
Max Maturity (Years)	5	4	Compliant	

PORTFOLIO CHARACTERISTICS



Calleguas Municipal Water District | Account #10934 | As of June 30, 2025

	Benchmark*	6/30/2025 Portfolio	3/31/2025 Portfolio
Average Maturity (yrs)	1.85	2.18	2.19
Average Modified Duration	1.77	1.79	1.82
Average Purchase Yield		4.28%	4.17%
Average Market Yield	3.80%	4.09%	4.22%
Average Quality**	AA+	AA+	AA+
Total Market Value		163,920,229	161,752,646

*Benchmark: ICE BofA 1-3 Year US Treasury Index

**The credit quality is a weighted average calculation of the highest of S&P, Moody's and Fitch.

SECTOR DISTRIBUTION

Calleguas Municipal Water District | Account #10934 | As of June 30, 2025



Sector as a Percentage of Market Value

Sector	06/30/2025	03/31/2025
Agency	28.59%	28.86%
Corporate	28.28%	30.31%
US Treasury	20.61%	25.20%
ABS	10.36%	10.63%
Agency CMBS	4.85%	0.61%
Comm Paper	4.24%	1.55%
Supras	2.72%	2.75%
Money Mkt Fd	0.34%	0.10%

ISSUERS

Calleguas Municipal Water District | Account #10934 | As of June 30, 2025

Issuer	Investment Type	% Portfolio
Government of The United States	US Treasury	20.61%
Farm Credit System	Agency	14.04%
Federal Home Loan Banks	Agency	12.78%
FHLMC	Agency CMBS	4.85%
Inter-American Development Bank	Supras	2.11%
Johnson & Johnson	Comm Paper	2.00%
Cisco Systems, Inc.	Corporate	1.87%
Federal Home Loan Mortgage Corp	Agency	1.77%
Toyota Motor Corporation	Corporate	1.63%
Morgan Stanley	Corporate	1.54%
Northwestern Mutual Global Funding	Corporate	1.48%
Caterpillar Inc.	Corporate	1.44%
Walmart Inc.	Corporate	1.43%
The Home Depot, Inc.	Corporate	1.43%
JPMorgan Chase & Co.	Corporate	1.37%
UnitedHealth Group Incorporated	Corporate	1.34%
PepsiCo, Inc.	Corporate	1.33%
Deere & Company	Corporate	1.26%
Mastercard Incorporated	Corporate	1.26%
Massachusetts Mutual Life Insurance	Corporate	1.23%
State Street Corporation	Corporate	1.23%
BNY Mellon Corp	Corporate	1.21%
Mitsubishi UFJ Financial Group, Inc.	Comm Paper	1.19%
Hyundai Auto Receivables Trust	ABS	1.18%
Honda Auto Receivables Owner Trust	ABS	1.18%
Chase Issuance Trust	ABS	1.17%
Honeywell International Inc.	Corporate	1.05%
NextEra Energy, Inc.	Comm Paper	1.05%
Bank of America Corporation	Corporate	1.03%
National Rural Utilities Cooperative	Corporate	0.92%

ISSUERS

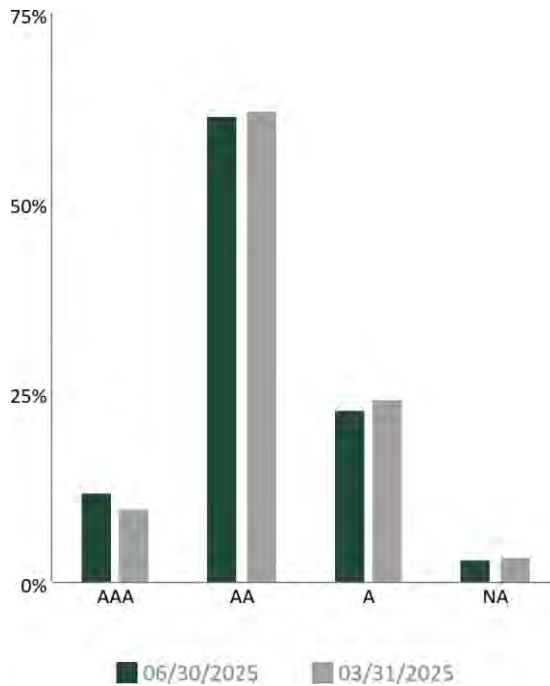
Calleguas Municipal Water District | Account #10934 | As of June 30, 2025

Issuer	Investment Type	% Portfolio
New York Life Insurance Company	Corporate	0.86%
John Deere Owner Trust	ABS	0.84%
BMW Vehicle Owner Trust	ABS	0.80%
PACCAR Inc	Corporate	0.80%
Metropolitan Life Global Funding I	Corporate	0.79%
GM Financial Securitized Term	ABS	0.78%
Verizon Master Trust	ABS	0.74%
Eli Lilly and Company	Corporate	0.67%
Toyota Lease Owner Trust	ABS	0.65%
International Bank for Recon and Dev	Supras	0.61%
Prologis, Inc.	Corporate	0.61%
Toyota Auto Receivables Owner Trust	ABS	0.59%
WF Card Issuance Trust	ABS	0.58%
GM Financial Automobile Leasing Trus	ABS	0.55%
Mercedes-Benz Auto Lease Trust	ABS	0.51%
Northern Trust Corporation	Corporate	0.50%
Mercedes-Benz Auto Receivables Trust	ABS	0.47%
Allspring Group Holdings LLC	Money Mkt Fd	0.34%
Hyundai Auto Lease Securitization Tr	ABS	0.32%
Cash	Cash	0.00%
TOTAL		100.00%

QUALITY DISTRIBUTION

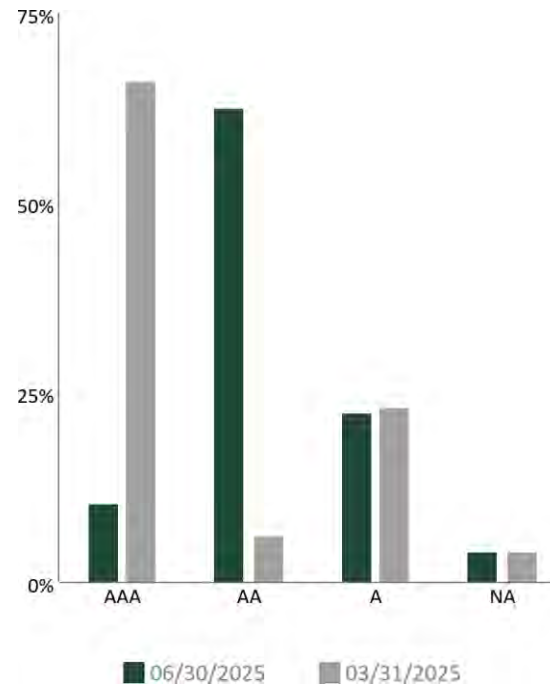
Calleguas Municipal Water District | Account #10934 | As of June 30, 2025

S&P Rating



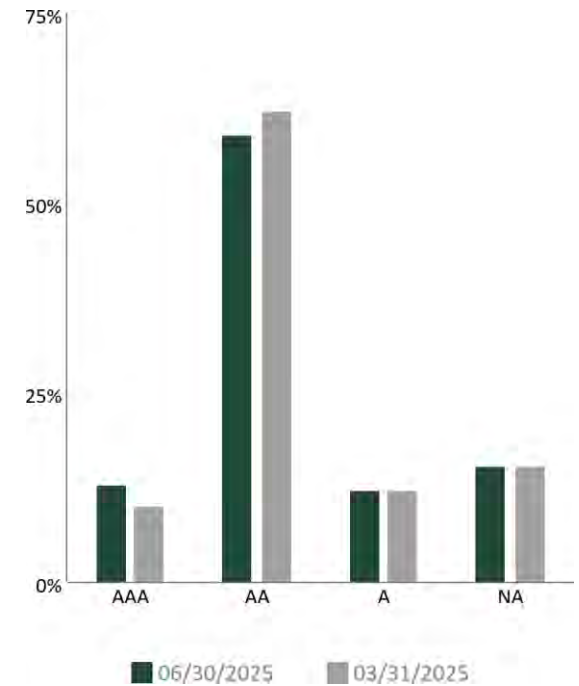
Rating	06/30/2025	03/31/2025
AAA	12.0%	9.9%
AA	61.7%	62.2%
A	22.9%	24.4%
NA	3.3%	3.6%

Moody's Rating



Rating	06/30/2025	03/31/2025
AAA	10.67%	66.11%
AA	62.59%	6.43%
A	22.42%	23.08%
NA	4.32%	4.38%

Fitch Rating

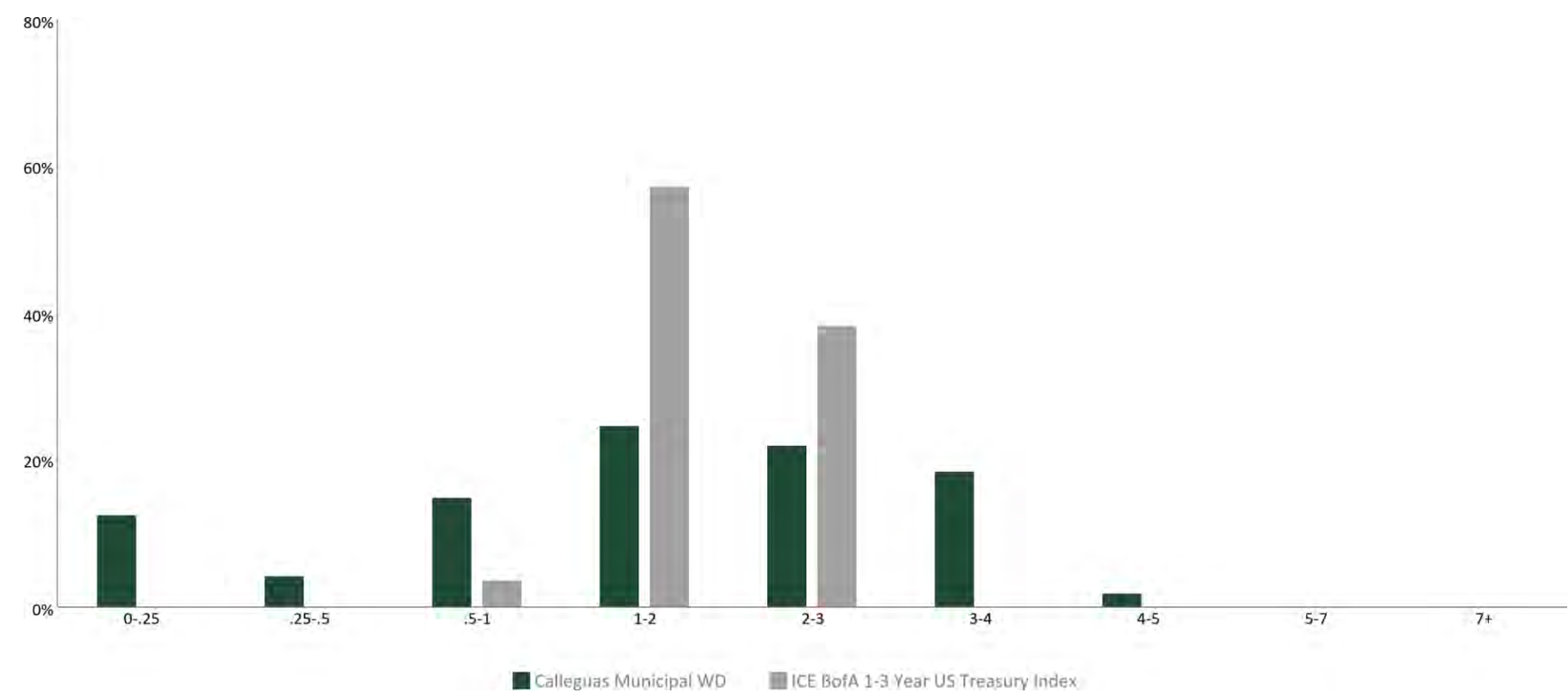


Rating	06/30/2025	03/31/2025
AAA	13.18%	10.17%
AA	59.18%	62.16%
A	12.22%	12.17%
NA	15.43%	15.50%

DURATION DISTRIBUTION

Calleguas Municipal Water District | Account #10934 | As of June 30, 2025

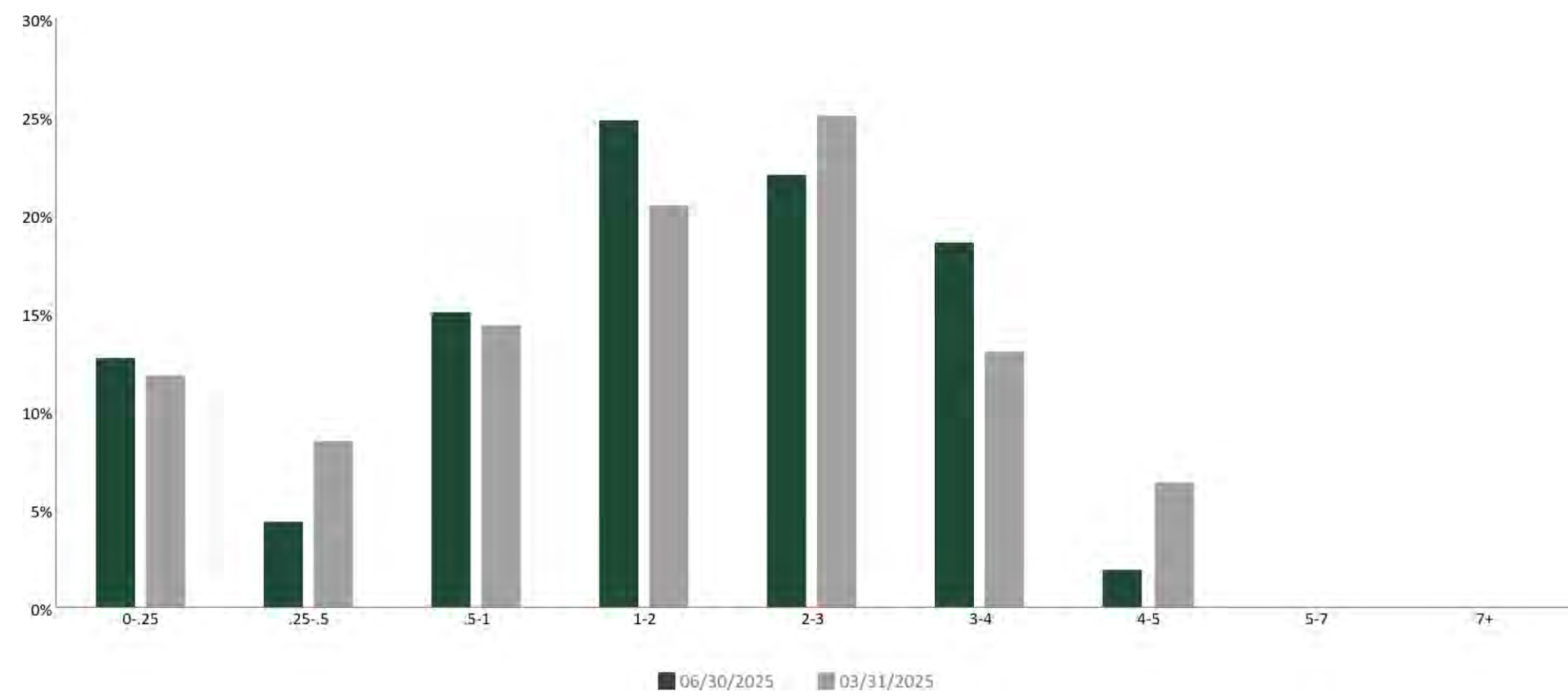
Portfolio Compared to the Benchmark



	0-.25	.25-.5	.5-1	1-2	2-3	3-4	4-5	5-7	7+
Portfolio	12.8%	4.4%	15.1%	24.9%	22.1%	18.6%	2.0%	0.0%	0.0%
ICE BofA 1-3 Year US Treasury Index	0.0%	0.0%	3.9%	57.5%	38.6%	0.0%	0.0%	0.0%	0.0%

DURATION DISTRIBUTION

Calleguas Municipal Water District | Account #10934 | As of June 30, 2025



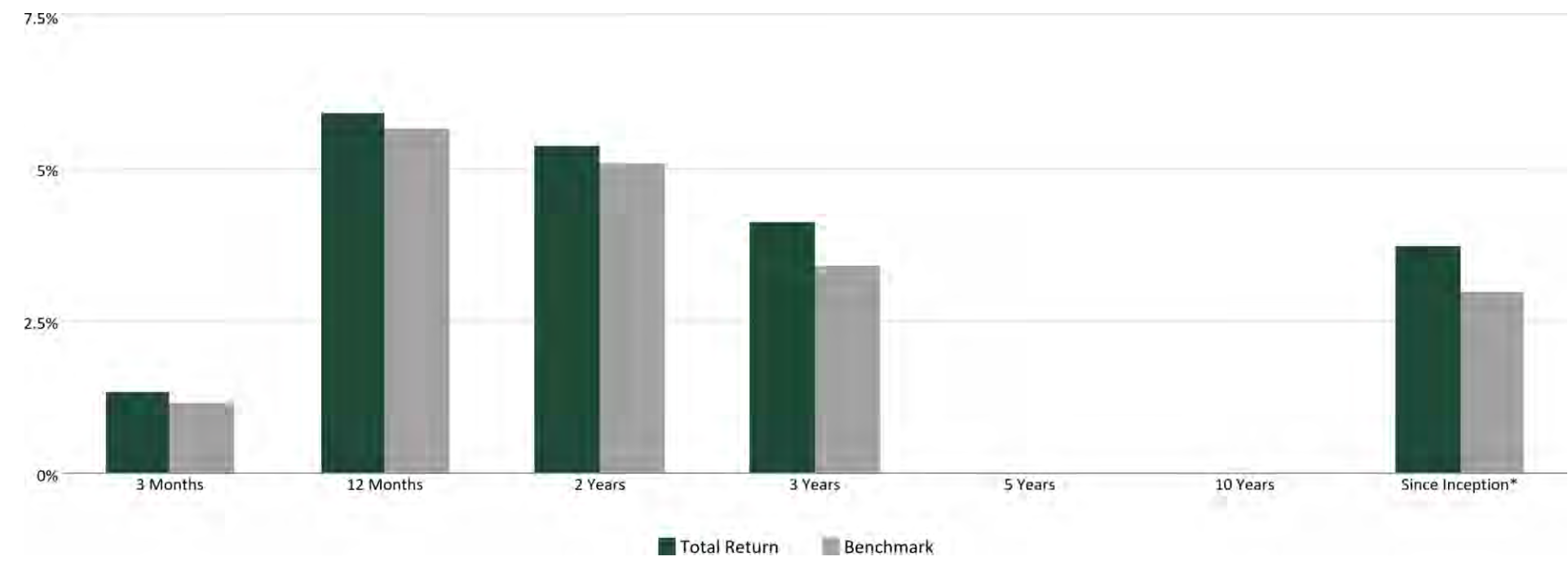
Date	0-.25	.25-.5	.5-1	1-2	2-3	3-4	4-5	5-7	7+
06/30/2025	12.8%	4.4%	15.1%	24.9%	22.1%	18.6%	2.0%	0.0%	0.0%
03/31/2025	11.9%	8.5%	14.4%	20.5%	25.1%	13.1%	6.5%	0.0%	0.0%

INVESTMENT PERFORMANCE



Calleguas Municipal Water District | Account #10934 | As of June 30, 2025

Total Rate of Return : Inception | 04/01/2022



	3 Months	12 Months	2 Years	3 Years	5 Years	10 Years	Since Inception
TOTAL RATE OF RETURN							
Calleguas Municipal WD	1.34%	5.93%	5.40%	4.14%			3.74%
Benchmark	1.18%	5.67%	5.09%	3.41%			2.99%

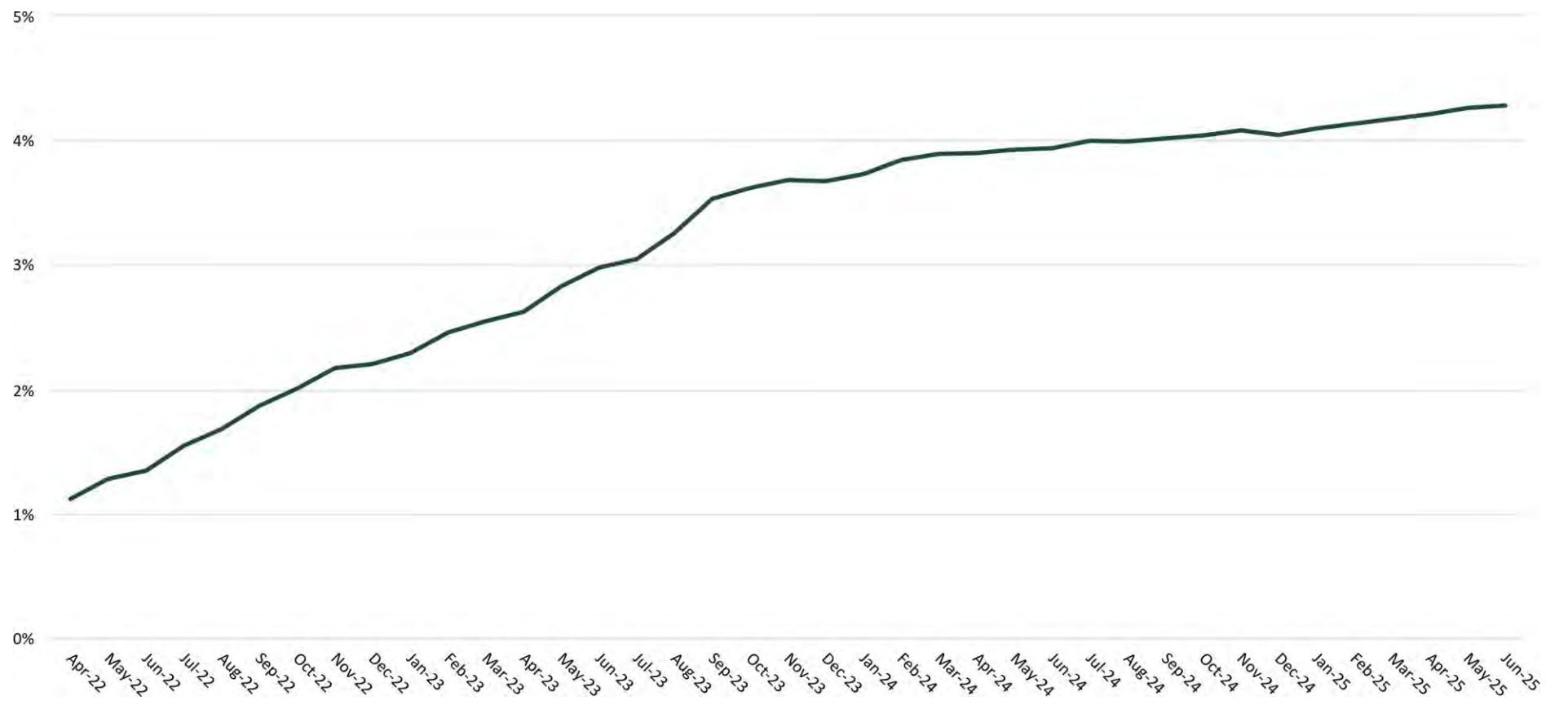
*Periods over 1 year are annualized.
Benchmark: ICE BofA 1-3 Year US Treasury Index
Total rate of return: A measure of a portfolio's performance over time. It is the internal rate of return, which equates the beginning value of the portfolio with the ending market value; it includes interest earnings, realized and unrealized gains and losses in the portfolio.

HISTORICAL AVERAGE PURCHASE YIELD



Calleguas Municipal Water District | Account #10934 | As of June 30, 2025

Purchase Yield as of 06/30/25 = 4.28%



PORTFOLIO CHARACTERISTICS



CMWD Reporting | Account #10935 | As of June 30, 2025

	6/30/2025 Portfolio	3/31/2025 Portfolio
Average Maturity (yrs)	0.00	0.00
Average Modified Duration	0.00	0.00
Average Purchase Yield	4.27%	4.31%
Average Market Yield	4.22%	4.25%
Average Quality**	AAA	AAA
Total Market Value	10,859,089	16,225,678

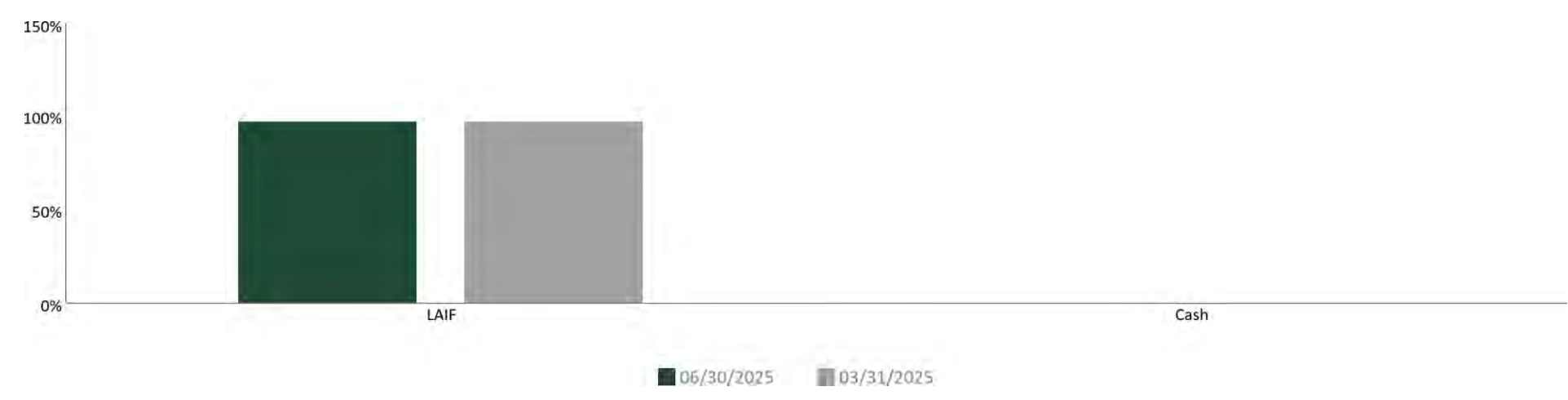
*Benchmark: NO BENCHMARK REQUIRED

**The credit quality is a weighted average calculation of the highest of S&P, Moody's and Fitch.

SECTOR DISTRIBUTION



CMWD Reporting | Account #10935 | As of June 30, 2025



Sector as a Percentage of Market Value

Sector	06/30/2025	03/31/2025
LAIF	98.79%	98.66%
Cash	1.21%	1.34%

CONSOLIDATED INFORMATION

PORTFOLIO CHARACTERISTICS



CMWD Cons | Account #10936 | As of June 30, 2025

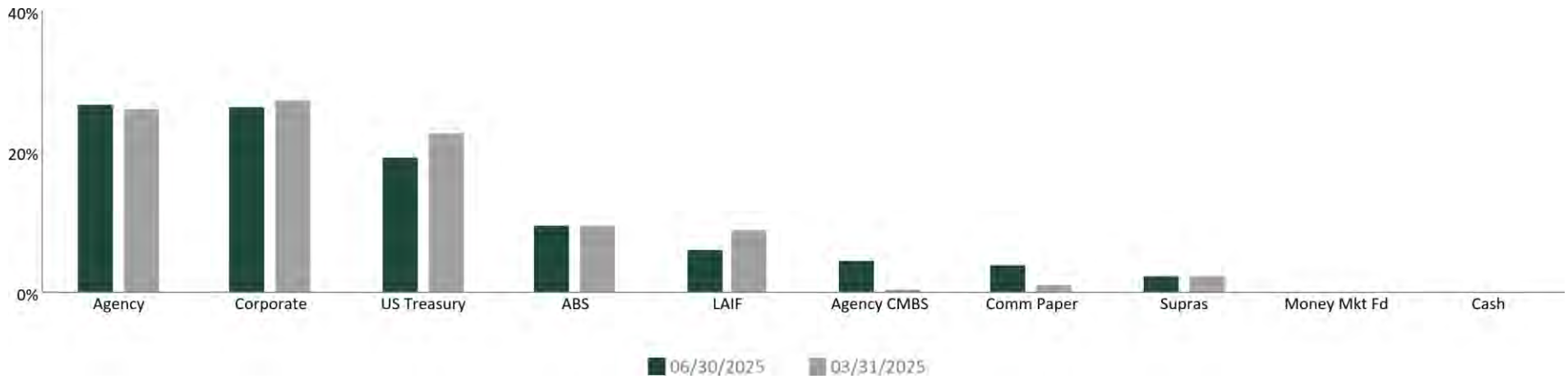
	6/30/2025 Portfolio	3/31/2025 Portfolio
Average Maturity (yrs)	2.04	1.99
Average Modified Duration	1.68	1.65
Average Purchase Yield	4.28%	4.18%
Average Market Yield	4.10%	4.23%
Average Quality**	AA+	AA+
Total Market Value	174,779,317	177,978,323

*Benchmark: NO BENCHMARK REQUIRED

**The credit quality is a weighted average calculation of the highest of S&P, Moody's and Fitch.

SECTOR DISTRIBUTION

CMWD Cons | Account #10936 | As of June 30, 2025



Sector as a Percentage of Market Value

Sector	06/30/2025	03/31/2025
Agency	26.80%	26.21%
Corporate	26.51%	27.53%
US Treasury	19.32%	22.88%
ABS	9.71%	9.65%
LAIF	6.19%	9.06%
Agency CMBS	4.55%	0.55%
Comm Paper	3.98%	1.41%
Supras	2.55%	2.49%
Money Mkt Fd	0.32%	0.10%
Cash	0.08%	0.13%

PORTFOLIO HOLDINGS

HOLDINGS REPORT

Calleguas Municipal Water District | Account #10934 | As of June 30, 2025

Cusip	Security Description	Par Value/ Units	Purchase Date Purchase Yield	Cost Value Book Value	Mkt Price Mkt YTM	Market Value Accrued Int.	% of Port. Gain/Loss	Moody's/ S&P/ Fitch	Maturity Duration
ABS									
379929AD4	GMALT 2023-3 A3 5.38 11/20/2026	226,310.68	08/08/2023 5.38%	226,283.55 226,299.14	100.17 4.55%	226,703.47 372.03	0.14% 404.33	NA/AAA AAA	1.39 0.19
362585AC5	GMCAR 2022-2 A3 3.1 02/16/2027	120,034.77	04/05/2022 3.13%	120,009.68 120,027.03	99.65 4.83%	119,620.19 155.04	0.07% (406.84)	Aaa/AAA NA	1.63 0.20
448979AD6	HART 2023-A A3 4.58 04/15/2027	470,079.13	04/04/2023 5.14%	470,033.25 470,058.67	100.02 4.56%	470,183.02 956.87	0.29% 124.35	NA/AAA AAA	1.79 0.35
43815JAC7	HAROT 2023-1 A3 5.04 04/21/2027	278,334.60	02/16/2023 5.09%	278,282.89 278,312.14	100.24 4.53%	279,007.11 389.67	0.17% 694.98	Aaa/NA AAA	1.81 0.43
47800BAC2	JDOT 2022-C A3 5.09 06/15/2027	588,052.00	10/12/2022 5.15%	588,006.37 588,033.18	100.27 4.59%	589,629.81 1,330.30	0.36% 1,596.62	Aaa/NA AAA	1.96 0.48
58768PAC8	MBART 2022-1 A3 5.21 08/16/2027	762,147.55	11/15/2022 5.28%	761,996.79 762,080.89	100.31 4.55%	764,504.26 1,764.80	0.47% 2,423.37	Aaa/AAA NA	2.13 0.43
36271VAD9	GMALT 2025-1 A3 4.66 02/21/2028	665,000.00	02/05/2025 4.66%	664,921.53 664,931.41	100.67 4.25%	669,433.16 946.89	0.41% 4,501.75	NA/AAA AAA	2.65 1.45
89239NAD7	TLOT 2025-A A3 4.75 02/22/2028	1,045,000.00	02/20/2025 4.75%	1,044,986.31 1,044,987.88	100.85 4.22%	1,053,847.81 1,516.70	0.65% 8,859.93	Aaa/AAA NA	2.65 1.45
05592XAD2	BMWOT 2023-A A3 5.47 02/25/2028	252,059.81	07/11/2023 5.47%	252,015.15 252,034.10	100.59 4.49%	253,557.73 229.79	0.16% 1,523.63	NA/AAA AAA	2.66 0.57
44935DAD1	HALST 2025-B A3 4.53 04/17/2028	510,000.00	04/24/2025 4.53%	509,953.95 509,956.59	100.69 4.19%	513,507.63 1,026.80	0.32% 3,551.04	NA/AAA AAA	2.80 1.78
362962AD4	GMALT 2025-2 A3 4.58 05/22/2028	745,000.00	05/20/2025 4.84%	744,987.63 744,988.00	100.64 4.23%	749,757.79 1,042.59	0.46% 4,769.79	NA/AAA AAA	2.90 1.62
438123AC5	HAROT 2023-4 A3 5.67 06/21/2028	585,000.00	11/01/2023 5.74%	584,896.98 584,933.68	101.07 4.39%	591,239.03 921.38	0.36% 6,305.34	Aaa/NA AAA	2.98 0.78
161571HT4	CHAIT 2023-1 A 5.16 09/15/2028	1,885,000.00	09/07/2023 5.23%	1,884,477.48 1,884,664.81	101.16 4.21%	1,906,784.76 4,322.93	1.17% 22,119.95	NA/AAA AAA	3.21 1.14
44934QAD3	HART 2024-B A3 4.84 03/15/2029	470,000.00	07/16/2024 5.45%	469,929.08 469,943.39	101.02 4.17%	474,790.24 1,011.02	0.29% 4,846.85	NA/AAA AAA	3.71 1.40
43813YAC6	HAROT 2024-3 A3 4.57 03/21/2029	1,045,000.00	08/09/2024 4.66%	1,044,835.83 1,044,866.64	100.54 4.21%	1,050,687.62 1,326.57	0.65% 5,820.98	Aaa/NA AAA	3.72 1.35
58768YAD7	MBALT 2025-A A3 4.61 04/16/2029	815,000.00	05/14/2025 4.66%	814,900.65 814,903.51	101.14 4.13%	824,255.22 1,669.84	0.51% 9,351.72	NA/AAA AAA	3.79 2.15

HOLDINGS REPORT

Calleguas Municipal Water District | Account #10934 | As of June 30, 2025

Cusip	Security Description	Par Value/ Units	Purchase Date Purchase Yield	Cost Value Book Value	Mkt Price Mkt YTM	Market Value Accrued Int.	% of Port. Gain/Loss	Moody's/ S&P/ Fitch	Maturity Duration
89240JAD3	TAOT 25A A3 4.64 08/15/2029	950,000.00	01/22/2025 4.69%	949,961.91 949,965.42	100.92 4.14%	958,765.37 1,959.11	0.59% 8,799.94	Aaa/NA AAA	4.13 1.70
47800DAD6	JDOT 2025 A3 4.23 09/17/2029	770,000.00	03/04/2025 5.09%	769,951.57 769,954.86	100.25 4.16%	771,901.59 1,447.60	0.48% 1,946.74	Aaa/NA AAA	4.22 2.18
096924AD7	BMWOT 2025-A A3 4.56 09/25/2029	1,045,000.00	02/04/2025 4.56%	1,044,897.07 1,044,905.56	100.86 4.09%	1,053,947.92 794.20	0.65% 9,042.36	Aaa/AAA NA	4.24 1.65
92970QAE5	WFCIT 2024-2 A 4.29 10/15/2029	930,000.00	10/17/2024 4.29%	929,861.80 929,880.81	100.47 4.11%	934,371.93 1,773.20	0.58% 4,491.12	Aaa/AAA NA	4.29 2.14
44935CAD3	HART 2025-A A3 4.32 10/15/2029	975,000.00	03/04/2025 4.84%	974,856.19 974,865.70	100.39 4.16%	978,766.04 1,872.00	0.60% 3,900.33	NA/AAA AAA	4.29 1.98
92348KDY6	VZMT 2025-3 A1A 4.51 03/20/2030	1,205,000.00	03/25/2025 4.51%	1,204,948.19 1,204,950.82	100.44 4.39%	1,210,289.23 1,660.56	0.74% 5,338.41	Aaa/NA AAA	4.72 1.62
362549AD9	GMCAR 2025-2 A3 4.28 04/16/2030	390,000.00	05/06/2025 4.71%	389,942.59 389,944.12	100.54 4.07%	392,098.67 695.50	0.24% 2,154.55	Aaa/AAA NA	4.79 2.14
Total ABS		16,727,018.55	4.87%	16,724,936.44 16,725,488.35	100.66 4.26%	16,837,649.57 29,185.39	10.36% 112,161.22		3.42 1.43

AGENCY									
3133EPBJ3	FEDERAL FARM CREDIT BANKS FUNDING CORP 4.375 02/23/2026	3,500,000.00	02/24/2023 4.62%	3,476,513.00 3,494,902.55	100.10 4.21%	3,503,561.43 54,444.44	2.16% 8,658.88	Aa1/AA+ AA+	0.65 0.62
3130ALHH0	FEDERAL HOME LOAN BANKS 0.96 03/05/2026	3,500,000.00	04/18/2022 2.88%	3,251,500.00 3,456,652.89	97.90 4.13%	3,426,471.83 10,826.67	2.11% (30,181.07)	Aa1/AA+ AA+	0.68 0.66
3133EP7C3	FEDERAL FARM CREDIT BANKS FUNDING CORP 4.625 04/01/2026	4,200,000.00	04/29/2024 5.02%	4,169,928.00 4,188,245.75	100.32 4.18%	4,213,376.71 48,562.50	2.59% 25,130.95	Aa1/AA+ AA+	0.75 0.72
3133EPQC2	FEDERAL FARM CREDIT BANKS FUNDING CORP 4.625 07/17/2026	1,750,000.00	07/28/2023 4.64%	1,749,160.00 1,749,705.03	100.65 3.98%	1,761,379.66 36,871.53	1.08% 11,674.62	Aa1/AA+ AA+	1.05 0.99
3133ENV72	FEDERAL FARM CREDIT BANKS FUNDING CORP 4.5 07/27/2026	3,100,000.00	10/31/2022 4.50%	3,099,845.00 3,099,955.60	100.50 4.02%	3,115,480.10 59,675.00	1.92% 15,524.50	Aa1/AA+ AA+	1.07 1.02
3134GW4C7	FEDERAL HOME LOAN MORTGAGE CORP 0.8 10/27/2026	3,000,000.00	09/28/2022 4.24%	2,614,500.00 2,874,951.98	96.01 3.92%	2,880,329.55 4,266.67	1.77% 5,377.57	Aa1/AA+ AA+	1.33 1.29
3133EPBM6	FEDERAL FARM CREDIT BANKS FUNDING CORP 4.125 08/23/2027	3,500,000.00	02/24/2023 4.35%	3,468,430.00 3,484,908.85	100.56 3.85%	3,519,620.62 51,333.33	2.17% 34,711.77	Aa1/AA+ AA+	2.15 2.01

HOLDINGS REPORT

Calleguas Municipal Water District | Account #10934 | As of June 30, 2025

Cusip	Security Description	Par Value/ Units	Purchase Date Purchase Yield	Cost Value Book Value	Mkt Price Mkt YTM	Market Value Accrued Int.	% of Port. Gain/Loss	Moody's/ S&P/ Fitch	Maturity Duration
3133EPDJ1	FEDERAL FARM CREDIT BANKS FUNDING CORP 4.375 09/15/2027	3,600,000.00	03/28/2023 3.90%	3,668,976.00 3,634,086.24	101.10 3.85%	3,639,554.35 46,375.00	2.24% 5,468.11	Aa1/AA+ AA+	2.21 2.06
3130ATUS4	FEDERAL HOME LOAN BANKS 4.25 12/10/2027	3,500,000.00	01/30/2023 3.75%	3,576,580.00 3,538,505.84	101.10 3.77%	3,538,613.96 8,677.08	2.18% 108.12	Aa1/AA+ AA+	2.45 2.30
3130ATS57	FEDERAL HOME LOAN BANKS 4.5 03/10/2028	3,600,000.00	03/28/2023 3.89%	3,697,488.00 3,653,003.71	101.97 3.72%	3,670,895.02 49,950.00	2.26% 17,891.31	Aa1/AA+ AA+	2.70 2.49
3130AEB25	FEDERAL HOME LOAN BANKS 3.25 06/09/2028	4,000,000.00	06/28/2023 4.04%	3,858,720.00 3,916,029.49	98.86 3.66%	3,954,581.40 7,944.44	2.43% 38,551.91	Aa1/AA+ AA+	2.94 2.77
3133EPUN3	FEDERAL FARM CREDIT BANKS FUNDING CORP 4.5 08/28/2028	3,000,000.00	08/30/2023 4.32%	3,022,140.00 3,014,007.43	101.93 3.84%	3,057,942.63 46,125.00	1.88% 43,935.20	Aa1/AA+ AA+	3.16 2.88
3130AXQK7	FEDERAL HOME LOAN BANKS 4.75 12/08/2028	3,000,000.00	01/29/2024 4.05%	3,090,990.00 3,064,421.33	102.89 3.84%	3,086,681.85 9,104.17	1.90% 22,260.52	Aa1/AA+ AA+	3.44 3.15
3130B1BC0	FEDERAL HOME LOAN BANKS 4.625 06/08/2029	3,000,000.00	07/30/2024 4.10%	3,068,460.00 3,055,524.81	103.12 3.76%	3,093,535.77 8,864.58	1.90% 38,010.96	Aa1/AA+ AA+	3.94 3.57
Total Agency		46,250,000.00	4.16%	45,813,230.00 46,224,901.49	100.49 3.91%	46,462,024.85 443,020.42	28.59% 237,123.36		2.05 1.90
AGENCY CMBS									
3137FQXJ7	FHMS K-737 A2 2.525 10/25/2026	1,000,000.00	08/22/2022 3.61%	958,398.44 987,308.47	97.92 4.22%	979,213.60 2,104.17	0.60% (8,094.87)	Aa1/AA+ AAA	1.32 1.14
3137BVZ82	FHMS K-063 A2 3.43 01/25/2027	3,300,000.00	05/28/2025 4.32%	3,251,273.44 3,253,957.17	98.81 4.16%	3,260,781.48 9,432.50	2.01% 6,824.31	Aa1/AA+ AAA	1.57 1.36
3137FHPJ6	FHMS K-080 A2 3.926 07/25/2028	1,100,000.00	06/06/2025 4.31%	1,086,121.10 1,086,369.83	99.63 4.00%	1,095,961.79 3,598.83	0.67% 9,591.96	Aaa/AA+ AA+	3.07 2.82
3137FJZ93	FHMS K-084 A2 3.78 10/25/2028	1,616,645.00	06/06/2025 4.34%	1,586,585.51 1,587,083.18	99.13 4.02%	1,602,539.13 5,092.43	0.99% 15,455.94	Aaa/AA+ AA+	3.32 3.01
3137FPJG1	FHMS K-099 A2 2.595 09/25/2029	1,000,000.00	06/11/2025 4.29%	935,195.31 935,827.35	94.30 4.09%	943,040.10 2,162.50	0.58% 7,212.75	Aa1/AA+ AAA	4.24 3.84
Total Agency CMBS		8,016,645.00	4.23%	7,817,573.80 7,850,546.00	98.34 4.11%	7,881,536.10 22,390.43	4.85% 30,990.10		2.42 2.17

HOLDINGS REPORT



Calleguas Municipal Water District | Account #10934 | As of June 30, 2025

Cusip	Security Description	Par Value/ Units	Purchase Date Purchase Yield	Cost Value Book Value	Mkt Price Mkt YTM	Market Value Accrued Int.	% of Port. Gain/Loss	Moody's/ S&P/ Fitch	Maturity Duration
CASH									
CCYUSD	Receivable	3,834.38	--	3,834.38 3,834.38	1.00 0.00%	3,834.38 0.00	0.00% 0.00	Aaa/AAA AAA	0.00 0.00
Total Cash		3,834.38		3,834.38 3,834.38	1.00 0.00%	3,834.38 0.00	0.00% 0.00		0.00 0.00
COMMERCIAL PAPER									
34108AU96	Florida Power & Light Company 07/09/2025	1,700,000.00	05/28/2025 4.36%	1,691,392.33 1,698,360.44	99.89 4.46%	1,698,107.90 0.00	1.05% (252.54)	P-1/A-1 F1	0.02 0.02
47816FXM8	Johnson & Johnson 10/21/2025	3,300,000.00	05/28/2025 4.31%	3,243,254.67 3,256,469.34	98.66 4.39%	3,255,905.40 0.00	2.00% (563.94)	P-1/A-1+ NA	0.31 0.21
62479MC92	MUFG Bank, Ltd., New York Branch 03/09/2026	2,000,000.00	06/12/2025 4.38%	1,937,342.22 1,940,875.55	97.08 4.32%	1,941,514.00 0.00	1.19% 638.45	P-1/A-1 NA	0.69 0.68
Total Commercial Paper		7,000,000.00	4.34%	6,871,989.22 6,895,705.33	98.52 4.39%	6,895,527.30 0.00	4.24% (178.03)		0.35 0.30
CORPORATE									
66815L2J7	NORTHWESTERN MUTUAL GLOBAL FUNDING 4.0 07/01/2025	2,410,000.00	06/27/2022 4.01%	2,409,180.60 2,410,000.00	100.00 4.00%	2,410,000.00 48,200.00	1.48% 0.00	Aa1/AA+ AAA	0.00 0.00
14913R2Z9	CATERPILLAR FINANCIAL SERVICES CORP 3.65 08/12/2025	2,335,000.00	08/08/2022 3.69%	2,332,174.65 2,334,891.73	99.91 4.36%	2,332,947.75 32,907.28	1.44% (1,943.98)	A2/A A+	0.12 0.11
89236TKF1	TOYOTA MOTOR CREDIT CORP 3.65 08/18/2025	910,000.00	08/15/2022 3.68%	909,181.00 909,964.13	99.90 4.38%	909,064.93 12,271.10	0.56% (899.20)	A1/A+ A+	0.13 0.13
637432NG6	NATIONAL RURAL UTILITIES COOPERATIVE FINANCE CORP 3.25 11/01/2025	1,505,000.00	-- 4.04%	1,485,082.00 1,501,182.38	99.63 4.36%	1,499,412.55 8,152.08	0.92% (1,769.82)	A1/A- A+	0.34 0.33
06406RAQ0	BANK OF NEW YORK MELLON CORP 0.75 01/28/2026	2,000,000.00	03/23/2022 2.79%	1,850,460.00 1,977,542.39	97.91 4.48%	1,958,150.32 6,375.00	1.21% (19,392.07)	Aa3/A AA-	0.58 0.56
713448FQ6	PEPSICO INC 4.55 02/13/2026	475,000.00	02/13/2023 4.57%	474,724.50 474,942.84	100.07 4.43%	475,333.82 8,284.79	0.29% 390.99	A1/A+ NA	0.62 0.51
57629W6F2	MASSMUTUAL GLOBAL FUNDING II 4.5 04/10/2026	2,000,000.00	04/04/2023 4.52%	1,998,620.00 1,999,643.02	100.04 4.44%	2,000,771.50 20,250.00	1.23% 1,128.48	Aa3/AA+ AA+	0.78 0.75

HOLDINGS REPORT

Calleguas Municipal Water District | Account #10934 | As of June 30, 2025

Cusip	Security Description	Par Value/ Units	Purchase Date Purchase Yield	Cost Value Book Value	Mkt Price Mkt YTM	Market Value Accrued Int.	% of Port. Gain/Loss	Moody's/ S&P/ Fitch	Maturity Duration
74340XBU4	PROLOGIS LP 3.25 06/30/2026	1,000,000.00	11/03/2022 5.52%	925,320.00 979,576.62	98.96 4.32%	989,625.00 90.28	0.61% 10,048.38	A2/A NA	1.00 0.97
61747YET8	MORGAN STANLEY 4.679 07/17/2026	2,500,000.00	07/27/2022 4.32%	2,525,350.00 2,500,374.17	99.98 6.05%	2,499,613.23 53,288.61	1.54% (760.94)	A1/A- A+	1.05 0.04
437076CV2	HOME DEPOT INC 4.95 09/30/2026	2,300,000.00	12/27/2023 4.32%	2,336,179.00 2,315,754.18	100.99 4.12%	2,322,719.58 28,778.75	1.43% 6,965.41	A2/A A	1.25 1.11
713448FW3	PEPSICO INC 5.125 11/10/2026	680,000.00	11/08/2023 5.13%	679,816.40 679,916.74	101.26 4.16%	688,567.52 4,937.08	0.42% 8,650.78	A1/A+ NA	1.36 1.22
91324PCW0	UNITEDHEALTH GROUP INC 3.45 01/15/2027	2,200,000.00	02/27/2024 4.80%	2,121,196.00 2,157,786.25	98.92 4.18%	2,176,335.94 34,998.33	1.34% 18,549.69	A2/A+ A	1.54 1.46
17275RBQ4	CISCO SYSTEMS INC 4.8 02/26/2027	3,000,000.00	02/27/2024 4.82%	2,998,410.00 2,999,119.90	101.21 4.03%	3,036,379.65 50,000.00	1.87% 37,259.75	A1/AA- NA	1.66 1.48
665859AW4	NORTHERN TRUST CORP 4.0 05/10/2027	820,000.00	05/05/2022 4.03%	818,671.60 819,506.76	99.88 4.07%	818,997.15 4,646.67	0.50% (509.61)	A2/A+ A+	1.86 1.76
69371RT30	PACCAR FINANCIAL CORP 4.45 08/06/2027	1,290,000.00	08/01/2024 4.50%	1,288,284.30 1,288,799.79	101.16 3.87%	1,304,907.47 23,121.46	0.80% 16,107.68	A1/A+ NA	2.10 1.95
532457CP1	ELI LILLY AND CO 4.15 08/14/2027	1,085,000.00	08/12/2024 4.18%	1,084,121.15 1,084,378.79	100.49 3.90%	1,090,321.58 17,135.47	0.67% 5,942.79	Aa3/A+ NA	2.12 1.91
06051GGA1	BANK OF AMERICA CORP 3.248 10/21/2027	1,700,000.00	07/30/2024 4.71%	1,626,373.00 1,647,328.86	98.09 4.12%	1,667,585.88 10,736.44	1.03% 20,257.02	A1/A- AA-	2.31 2.18
438516CJ3	HONEYWELL INTERNATIONAL INC 4.95 02/15/2028	1,675,000.00	02/14/2023 4.52%	1,706,758.00 1,691,427.77	102.14 4.08%	1,710,815.32 31,322.50	1.05% 19,387.55	A2/A A	2.63 2.33
713448FL7	PEPSICO INC 3.6 02/18/2028	1,000,000.00	03/27/2024 4.49%	968,490.00 978,683.11	99.14 3.95%	991,397.31 13,300.00	0.61% 12,714.20	A1/A+ NA	2.64 2.45
857477CU5	STATE STREET CORP 4.536 02/28/2028	1,975,000.00	02/25/2025 4.51%	1,975,000.00 1,975,000.00	101.14 4.08%	1,997,494.95 30,608.55	1.23% 22,494.95	Aa3/A AA-	2.67 2.38
57636QAW4	MASTERCARD INC 4.875 03/09/2028	2,000,000.00	03/27/2024 4.46%	2,029,460.00 2,019,869.34	102.26 3.98%	2,045,192.02 30,333.33	1.26% 25,322.68	Aa3/A+ NA	2.69 2.40
24422EXB0	JOHN DEERE CAPITAL CORP 4.95 07/14/2028	2,000,000.00	10/23/2023 5.57%	1,948,660.00 1,966,974.44	102.45 4.08%	2,049,088.26 45,925.00	1.26% 82,113.82	A1/A A+	3.04 2.74
46647PDG8	JPMORGAN CHASE & CO 4.851 07/25/2028	2,200,000.00	10/23/2023 6.53%	2,095,060.00 2,142,202.51	101.04 4.96%	2,222,934.78 46,246.20	1.37% 80,732.27	A1/A AA-	3.07 1.91
89236TMF9	TOYOTA MOTOR CREDIT CORP 5.05 05/16/2029	1,700,000.00	06/14/2024 4.86%	1,713,821.00 1,710,901.18	102.65 4.30%	1,745,104.91 10,731.25	1.07% 34,203.73	A1/A+ A+	3.88 3.48

HOLDINGS REPORT

Calleguas Municipal Water District | Account #10934 | As of June 30, 2025

Cusip	Security Description	Par Value/ Units	Purchase Date Purchase Yield	Cost Value Book Value	Mkt Price Mkt YTM	Market Value Accrued Int.	% of Port. Gain/Loss	Moody's/ S&P/ Fitch	Maturity Duration
64952WFK4	NEW YORK LIFE GLOBAL FUNDING 4.6 12/05/2029	1,380,000.00	12/02/2024 4.61%	1,379,213.40 1,379,303.00	101.11 4.32%	1,395,385.74 4,584.67	0.86% 16,082.74	Aa1/AA+ AAA	4.43 3.96
59217GFT1	METROPOLITAN LIFE GLOBAL FUNDING I 4.9 01/09/2030	1,265,000.00	01/02/2025 4.95%	1,262,394.10 1,262,640.99	102.02 4.40%	1,290,501.53 29,615.06	0.79% 27,860.54	Aa3/AA- AA-	4.53 3.94
931142FN8	WALMART INC 4.35 04/28/2030	2,300,000.00	04/29/2025 4.13%	2,322,448.00 2,321,671.77	101.15 4.09%	2,326,335.18 17,508.75	1.43% 4,663.41	Aa2/AA AA	4.83 4.22
Total Corporate		45,705,000.00	4.53%	45,264,448.70 45,529,382.65	100.56 4.31%	45,954,983.88 624,348.65	28.28% 425,601.22		1.98 1.70
MONEY MARKET FUND									
94975P405	ALLSPRING:GOVT MM I	550,850.35	-- 4.21%	550,850.35 550,850.35	1.00 4.21%	550,850.35 0.00	0.34% 0.00	Aaa/AAAm NA	0.00 0.00
Total Money Market Fund		550,850.35	4.21%	550,850.35 550,850.35	1.00 4.21%	550,850.35 0.00	0.34% 0.00		0.00 0.00
SUPRANATIONAL									
4581X0EKO	INTER-AMERICAN DEVELOPMENT BANK 4.5 05/15/2026	3,410,000.00	06/27/2023 4.53%	3,407,374.30 3,409,200.22	100.36 4.07%	3,422,163.23 19,607.50	2.11% 12,963.01	Aaa/AAA NA	0.87 0.84
459058LR2	INTERNATIONAL BANK FOR RECONSTRUCTION AND DEVELOPM 4.125 03/20/2030	980,000.00	03/14/2025 4.20%	976,501.40 976,698.75	101.23 3.84%	992,005.92 11,341.46	0.61% 15,307.17	Aaa/AAA NA	4.72 4.21
Total Supranational		4,390,000.00	4.46%	4,383,875.70 4,385,898.96	100.55 4.02%	4,414,169.15 30,948.96	2.72% 28,270.19		1.74 1.60
US TREASURY									
91282CAB7	UNITED STATES TREASURY 0.25 07/31/2025	3,000,000.00	04/28/2022 2.80%	2,760,351.56 2,993,953.36	99.66 4.34%	2,989,857.72 3,128.45	1.84% (4,095.64)	Aa1/AA+ AA+	0.08 0.08
91282CFK2	UNITED STATES TREASURY 3.5 09/15/2025	3,800,000.00	09/28/2022 4.19%	3,726,968.75 3,794,870.26	99.89 3.99%	3,795,843.75 39,032.61	2.34% 973.49	Aa1/AA+ AA+	0.21 0.20
9128285J5	UNITED STATES TREASURY 3.0 10/31/2025	3,650,000.00	06/22/2022 3.27%	3,618,490.23 3,646,864.44	99.57 4.28%	3,634,458.99 18,448.37	2.24% (12,405.45)	Aa1/AA+ AA+	0.34 0.33

HOLDINGS REPORT

Calleguas Municipal Water District | Account #10934 | As of June 30, 2025

Cusip	Security Description	Par Value/ Units	Purchase Date Purchase Yield	Cost Value Book Value	Mkt Price Mkt YTM	Market Value Accrued Int.	% of Port. Gain/Loss	Moody's/ S&P/ Fitch	Maturity Duration
912828YQ7	UNITED STATES TREASURY 1.625 10/31/2026	4,000,000.00	-- 3.36%	3,738,945.31 3,914,046.14	97.09 3.89%	3,883,593.76 10,951.09	2.39% (30,452.38)	Aa1/AA+ AA+	1.34 1.29
91282CKZ3	UNITED STATES TREASURY 4.375 07/15/2027	2,000,000.00	11/25/2024 4.22%	2,007,421.88 2,005,745.97	101.25 3.73%	2,024,921.88 40,366.02	1.25% 19,175.91	Aa1/AA+ AA+	2.04 1.90
9128286B1	UNITED STATES TREASURY 2.625 02/15/2029	3,800,000.00	-- 4.25%	3,531,820.32 3,600,064.62	96.30 3.72%	3,659,429.68 37,475.14	2.25% 59,365.06	Aa1/AA+ AA+	3.63 3.38
91282CKT7	UNITED STATES TREASURY 4.5 05/31/2029	3,200,000.00	-- 3.84%	3,289,031.25 3,275,434.08	102.73 3.74%	3,287,249.98 12,196.72	2.02% 11,815.90	Aa1/AA+ AA+	3.92 3.56
91282CLC3	UNITED STATES TREASURY 4.0 07/31/2029	3,450,000.00	-- 4.16%	3,426,148.44 3,429,185.61	100.93 3.75%	3,482,208.99 57,563.54	2.14% 53,023.38	Aa1/AA+ AA+	4.08 3.68
91282CLK5	UNITED STATES TREASURY 3.625 08/31/2029	3,500,000.00	09/26/2024 3.55%	3,511,074.22 3,509,369.07	99.50 3.75%	3,482,636.71 42,406.59	2.14% (26,732.36)	Aa1/AA+ AA+	4.17 3.79
91282CLR0	UNITED STATES TREASURY 4.125 10/31/2029	3,200,000.00	01/30/2025 4.31%	3,174,625.00 3,176,834.70	101.43 3.76%	3,245,750.02 22,239.13	2.00% 68,915.31	Aa1/AA+ AA+	4.34 3.91
Total US Treasury		33,600,000.00	3.79%	32,784,876.96 33,346,368.28	99.70 3.90%	33,485,951.48 283,807.66	20.61% 139,583.21		2.41 2.21
Total Portfolio		162,243,348.28	4.28%	160,215,615.55 161,512,975.80	99.84 4.09%	162,486,527.06 1,433,701.51	100.00% 973,551.26		2.18 1.79
Total Market Value + Accrued						163,920,228.57			

HOLDINGS REPORT



CMWD Reporting | Account #10935 | As of June 30, 2025

Cusip	Security Description	Par Value/ Units	Purchase Date Purchase Yield	Cost Value Book Value	Mkt Price Mkt YTM	Market Value Accrued Int.	% of Port. Gain/Loss	Moody's/ S&P/ Fitch	Maturity Duration
CASH									
CCYUSD	Receivable	131,056.98	--	131,056.98	1.00	131,056.98	1.21%	Aaa/AAA	0.00
				131,056.98	0.00%	0.00	0.00	AAA	0.00
Total Cash		131,056.98		131,056.98	1.00	131,056.98	1.21%		0.00
				131,056.98	0.00%	0.00	0.00		0.00
LAIF									
90LAIF\$00	Local Agency Investment Fund State Pool	10,728,031.89	--	10,728,031.89	1.00	10,728,031.89	98.79%	NA/NA	0.00
			4.27%	10,728,031.89	4.27%	0.00	0.00	NA	0.00
Total LAIF		10,728,031.89	4.27%	10,728,031.89	1.00	10,728,031.89	98.79%		0.00
				10,728,031.89	4.27%	0.00	0.00		0.00
Total Portfolio		10,859,088.87	4.27%	10,859,088.87	1.00	10,859,088.87	100.00%		0.00
				10,859,088.87	4.22%	0.00	0.00		0.00
Total Market Value + Accrued						10,859,088.87			

TRANSACTIONS

TRANSACTION LEDGER

Calleguas Municipal Water District | Account #10934 | 04/01/2025 Through 06/30/2025 |

Transaction Type	Settlement Date	CUSIP	Quantity	Security Description	Price	Acq/Disp Yield	Amount	Interest Pur/Sold	Total Amount	Gain/Loss
ACQUISITIONS										
Purchase	04/29/2025	93114ESK4	2,500,000.00	Walmart Inc. 05/19/2025	99.761	4.31%	(2,494,027.78)	0.00	(2,494,027.78)	0.00
Purchase	04/30/2025	44935DAD1	510,000.00	HALST 2025-B A3 4.53 04/17/2028	99.991	4.53%	(509,953.95)	0.00	(509,953.95)	0.00
Purchase	04/30/2025	931142FN8	2,300,000.00	WALMART INC 4.35 04/28/2030	100.976	4.13%	(2,322,448.00)	(555.83)	(2,323,003.83)	0.00
Purchase	05/14/2025	362549AD9	390,000.00	GMCAR 2025-2 A3 4.28 04/16/2030	99.985	4.71%	(389,942.59)	0.00	(389,942.59)	0.00
Purchase	05/21/2025	58768YAD7	815,000.00	MBALT 2025-A A3 4.61 04/16/2029	99.988	4.66%	(814,900.65)	0.00	(814,900.65)	0.00
Purchase	05/28/2025	47816FXM8	3,300,000.00	Johnson & Johnson 10/21/2025	98.280	4.31%	(3,243,254.67)	0.00	(3,243,254.67)	0.00
Purchase	05/28/2025	34108AU96	1,700,000.00	Florida Power & Light Company 07/09/2025	99.494	4.36%	(1,691,392.33)	0.00	(1,691,392.33)	0.00
Purchase	05/29/2025	362962AD4	745,000.00	GMALT 2025-2 A3 4.58 05/20/2028	99.998	4.84%	(744,987.63)	0.00	(744,987.63)	0.00
Purchase	05/30/2025	3137BVZ82	3,300,000.00	FHMS K-063 A2 3.43 01/25/2027	98.523	4.32%	(3,251,273.44)	(9,118.08)	(3,260,391.52)	0.00
Purchase	06/11/2025	3137FHPJ6	1,100,000.00	FHMS K-080 A2 3.926 07/25/2028	98.738	4.31%	(1,086,121.10)	(1,199.61)	(1,087,320.71)	0.00
Purchase	06/11/2025	3137FJZ93	1,616,645.00	FHMS K-084 A2 3.78 10/25/2028	98.141	4.34%	(1,586,585.51)	(1,697.48)	(1,588,282.99)	0.00
Purchase	06/16/2025	3137FPJG1	1,000,000.00	FHMS K-099 A2 2.595 09/25/2029	93.520	4.29%	(935,195.31)	(1,081.25)	(936,276.56)	0.00
Purchase	06/16/2025	62479MC92	2,000,000.00	MUFG Bank, Ltd., New York Branch 03/09/2026	96.867	4.38%	(1,937,342.22)	0.00	(1,937,342.22)	0.00
Purchase	06/16/2025	91282CKT7	500,000.00	UNITED STATES TREASURY 4.5 05/31/2029	102.070	3.93%	(510,351.56)	(983.61)	(511,335.17)	0.00
Total Purchase			21,776,645.00				(21,517,776.74)	(14,635.86)	(21,532,412.60)	0.00
TOTAL ACQUISITIONS			21,776,645.00				(21,517,776.74)	(14,635.86)	(21,532,412.60)	0.00

TRANSACTION LEDGER

Calleguas Municipal Water District | Account #10934 | 04/01/2025 Through 06/30/2025 |

Transaction Type	Settlement Date	CUSIP	Quantity	Security Description	Price	Acq/Disp Yield	Amount	Interest Pur/Sold	Total Amount	Gain/Loss
DISPOSITIONS										
Maturity	04/07/2025	69371RR73	(1,810,000.00)	PACCAR FINANCIAL CORP 2.85 04/07/2025	100.000	2.86%	1,810,000.00	0.00	1,810,000.00	0.00
Maturity	04/13/2025	023135CE4	(1,865,000.00)	AMAZON.COM INC 3.0 04/13/2025	100.000	2.98%	1,865,000.00	0.00	1,865,000.00	0.00
Maturity	04/15/2025	437076CM2	(985,000.00)	HOME DEPOT INC 2.7 04/15/2025	100.000	2.76%	985,000.00	0.00	985,000.00	0.00
Maturity	05/01/2025	62479LS14	(900,000.00)	MUFG Bank, Ltd. - New York Branch 05/01/2025	100.000	4.36%	900,000.00	0.00	900,000.00	0.00
Maturity	05/15/2025	02582JIT8	(1,690,000.00)	AMXCA 2022-2 A 3.39 05/17/2027	100.000	3.42%	0.00	0.00	0.00	0.00
Maturity	05/15/2025	912828XB1	(4,000,000.00)	UNITED STATES TREASURY 2.125 05/15/2025	100.000	2.80%	4,000,000.00	0.00	4,000,000.00	0.00
Maturity	05/19/2025	93114ESK4	(2,500,000.00)	Walmart Inc. 05/19/2025	100.000	4.31%	2,500,000.00	0.00	2,500,000.00	0.00
Maturity	06/02/2025	62479LT21	(1,600,000.00)	MUFG Bank, Ltd., New York Branch 06/02/2025	100.000	4.40%	1,600,000.00	0.00	1,600,000.00	0.00
Maturity	06/06/2025	24422EWF2	(520,000.00)	JOHN DEERE CAPITAL CORP 3.4 06/06/2025	100.000	3.41%	520,000.00	0.00	520,000.00	0.00
Maturity	06/15/2025	91282CEU1	(3,100,000.00)	UNITED STATES TREASURY 2.875 06/15/2025	100.000	3.31%	3,100,000.00	0.00	3,100,000.00	0.00
Total Maturity			(18,970,000.00)				17,280,000.00	0.00	17,280,000.00	0.00
Sale	05/29/2025	9128286B1	(200,000.00)	UNITED STATES TREASURY 2.625 02/15/2029	95.281	4.21%	190,562.50	1,493.78	192,056.28	1,112.44
Sale	06/09/2025	91282CKZ3	(400,000.00)	UNITED STATES TREASURY 4.375 07/15/2027	100.676	4.22%	402,703.13	7,009.67	409,712.80	1,519.95
Total Sale			(600,000.00)				593,265.63	8,503.45	601,769.08	2,632.39
TOTAL DISPOSITIONS			(19,570,000.00)				17,873,265.63	8,503.45	17,881,769.08	2,632.39

TRANSACTION LEDGER



CMWD Reporting | Account #10935 | 04/01/2025 Through 06/30/2025 |

Transaction Type	Settlement Date	CUSIP	Quantity	Security Description	Price	Acq/Disp Yield	Amount	Interest Pur/Sold	Total Amount	Gain/Loss
ACQUISITIONS										
Purchase	04/15/2025	90LAIF\$00	219,218.96	Local Agency Investment Fund State Pool	1.000	4.28%	(219,218.96)	0.00	(219,218.96)	0.00
Total Purchase			219,218.96				(219,218.96)	0.00	(219,218.96)	0.00
TOTAL ACQUISITIONS			219,218.96				(219,218.96)	0.00	(219,218.96)	0.00
DISPOSITIONS										
Sale	04/15/2025	90LAIF\$00	(100,000.00)	Local Agency Investment Fund State Pool	1.000	4.28%	100,000.00	0.00	100,000.00	0.00
Sale	04/21/2025	90LAIF\$00	(1,400,000.00)	Local Agency Investment Fund State Pool	1.000	4.28%	1,400,000.00	0.00	1,400,000.00	0.00
Sale	04/30/2025	90LAIF\$00	(4,000,000.00)	Local Agency Investment Fund State Pool	1.000	4.27%	4,000,000.00	0.00	4,000,000.00	0.00
Total Sale			(5,500,000.00)				5,500,000.00	0.00	5,500,000.00	0.00
TOTAL DISPOSITIONS			(5,500,000.00)				5,500,000.00	0.00	5,500,000.00	0.00

2025 Chandler Asset Management, Inc, An Independent Registered Investment Adviser.

Information contained herein is confidential. Prices are provided by ICE Data Services Inc (“IDS”), an independent pricing source. In the event IDS does not provide a price or if the price provided is not reflective of fair market value, Chandler will obtain pricing from an alternative approved third party pricing source in accordance with our written valuation policy and procedures. Our valuation procedures are also disclosed in Item 5 of our Form ADV Part 2A.

Performance results are presented gross-of-advisory fees and represent the client’s Total Return. The deduction of advisory fees lowers performance results. These results include the reinvestment of dividends and other earnings. Past performance may not be indicative of future results. Therefore, clients should not assume that future performance of any specific investment or investment strategy will be profitable or equal to past performance levels. All investment strategies have the potential for profit or loss. Economic factors, market conditions or changes in investment strategies, contributions or withdrawals may materially alter the performance and results of your portfolio.

Index returns assume reinvestment of all distributions. Historical performance results for investment indexes generally do not reflect the deduction of transaction and/or custodial charges or the deduction of an investment management fee, the incurrence of which would have the effect of decreasing historical performance results. It is not possible to invest directly in an index.

Source ICE Data Indices, LLC (“ICE”), used with permission. ICE permits use of the ICE indices and related data on an “as is” basis; ICE, its affiliates and their respective third party suppliers disclaim any and all warranties and representations, express and or implied, including any warranties of merchantability or fitness for a particular purpose or use, including the indices, index data and any data included in, related to, or derived therefrom. Neither ICE data, its affiliates or their respective third party providers guarantee the quality, adequacy, accuracy, timeliness or completeness of the indices or the index data or any component thereof, and the indices and index data and all components thereof are provided on an “as is” basis and licensee’s use it at licensee’s own risk. ICE data, its affiliates and their respective third party do not sponsor, endorse, or recommend chandler asset management, or any of its products or services.

This report is provided for informational purposes only and should not be construed as a specific investment or legal advice. The information contained herein was obtained from sources believed to be reliable as of the date of publication, but may become outdated or superseded at any time without notice. Any opinions or views expressed are based on current market conditions and are subject to change. This report may contain forecasts and forward-looking statements which are inherently limited and should not be relied upon as indicator of future results. Past performance is not indicative of future results. This report is not intended to constitute an offer, solicitation, recommendation or advice regarding any securities or investment strategy and should not be regarded by recipients as a substitute for the exercise of their own judgment.

Fixed income investments are subject to interest, credit and market risk. Interest rate risk: the value of fixed income investments will decline as interest rates rise. Credit risk: the possibility that the borrower may not be able to repay interest and principal. Low rated bonds generally have to pay higher interest rates to attract investors willing to take on greater risk. Market risk: the bond market in general could decline due to economic conditions, especially during periods of rising interest rates.

Ratings information have been provided by Moody’s, S&P and Fitch through data feeds we believe to be reliable as of the date of this statement, however we cannot guarantee its accuracy.

Security level ratings for U.S. Agency issued mortgage-backed securities “MBS” reflect the issuer rating because the securities themselves are not rated. The issuing U.S. Agency guarantees the full and timely payment of both principal and interest.

Benchmark	Disclosure
ICE BofA 1-3 Yr US Treasury Index	The ICE BofA 1-3 Year US Treasury Index tracks the performance of US dollar-denominated sovereign debt publicly issued by the US government in its domestic market. Qualifying securities must have at least one year remaining term to final maturity and less than three years remaining term to final maturity, a fixed coupon schedule, and a minimum amount outstanding of \$1 billion. Qualifying securities must have at least 18 months to final maturity at the time of issuance.

This table includes meetings that can be attended by all Board members. In order to ensure Brown Act compliance, a majority of members should not discuss Calleguas specific issues at meetings other than designated Calleguas Board Meetings.

AWA (DARK No Meetings or Events)	Month of AUGUST	
Calleguas Board Meeting	Wed. 08/06, 4:00 p.m.	2100 Olsen Road, Thousand Oaks Hybrid Event
Calleguas Board Meeting	Wed. 08/20, 4:00 p.m.	2100 Olsen Road, Thousand Oaks Hybrid Event
Calleguas Purveyor Meeting	Thu. 08/28, 10:00 a.m.	Las Virgenes MWD <i>4232 Las Virgenes Rd., Calabasas</i> IN PERSON ONLY
Ventura County Special Districts Association*	Tue. 09/02, 5:30 p.m.	2100 Olsen Road, Thousand Oaks IN PERSON ONLY
Calleguas Board Meeting	Wed. 09/03, 4:00 p.m.	2100 Olsen Road, Thousand Oaks Hybrid Event
AWA Water Issues	Tue. 09/16, 8:00 a.m.	1701 Lombard Street, Oxnard Hybrid Event
CoLAB Wheel Meeting*	Wed. 09/17, 12:00 p.m.	1672 Donlon Street, Ventura Hybrid Event
Calleguas Board Retreat/Meeting	Wed. 09/17, TBD	Oak Park Community Center, 1000 Kanan Rd, Oak Park IN PERSON ONLY
AWA Reception for Members and Elected Officials*	Thu. 09/18, 5:00 p.m.	Reagan Library Presidential Library IN PERSON ONLY
AWA CCWUC Award BBQ*	Wed. 09/24, 10:30 a.m.	Camarillo Grove Park IN PERSON ONLY
Calleguas Purveyor Meeting	Thu. 09/25, 10:00 a.m.	2100 Olsen Road, Thousand Oaks IN PERSON ONLY
Calleguas Board Meeting	Wed. 10/01, 4:00 p.m.	2100 Olsen Road, Thousand Oaks Hybrid Event
Calleguas Board Meeting	Wed. 10/15, 4:00 p.m.	2100 Olsen Road, Thousand Oaks Hybrid Event
AWA WaterWise*	Thu. 10/16, 8:00 a.m.	2100 Olsen Road, Thousand Oaks Hybrid Event
United Water Conservation District Sustainability Summit*	Thu. 10/16, 1:00 p.m.	1701 Lombard Street, Oxnard Hybrid Event
AWA Water Issues	Tue. 10/21, 8:00 a.m.	1701 Lombard Street, Oxnard Hybrid Event
AWA CCWUC*	Wed. 10/22, 11:30 a.m.	Orchid Professional Building, 816 Camarillo Springs Rd., Camarillo IN PERSON ONLY

* Reservations required. Contact Kara if you would like to attend.

JULIA BROWNLEY
26TH DISTRICT, CALIFORNIA
MEMBER OF CONGRESS

HOUSE VETERANS' AFFAIRS COMMITTEE
RANKING MEMBER, SUBCOMMITTEE ON HEALTH

HOUSE TRANSPORTATION AND
INFRASTRUCTURE COMMITTEE
SUBCOMMITTEE ON AVIATION
SUBCOMMITTEE ON HIGHWAYS AND TRANSIT
SUBCOMMITTEE ON WATER RESOURCES AND ENVIRONMENT

HOUSE NATURAL RESOURCES COMMITTEE
SUBCOMMITTEE ON WATER, WILDLIFE, AND FISHERIES



Congress of the United States
House of Representatives

WASHINGTON, DC OFFICE
2262 RAYBURN HOUSE OFFICE BUILDING
WASHINGTON, DC 20515
PHONE: 202-225-5811
FAX: 202-225-1100

THOUSAND OAKS, CA OFFICE
223 EAST THOUSAND OAKS BOULEVARD, SUITE 220
THOUSANDS OAKS, CA 91360
PHONE: 805-379-1779
FAX: 805-379-1799

OXNARD, CA OFFICE
201 EAST FOURTH STREET, SUITE 209B
OXNARD, CA 93030
PHONE: 805-379-1779
FAX: 805-379-1799

May 1, 2025

The Honorable Tom Cole
Chairman
House Appropriations Committee
H-307, The Capitol
Washington, DC 20515

The Honorable Rosa DeLauro
Ranking Member
House Appropriations Committee
1036 Longworth House Office Building
Washington, DC 20515

Dear Chairman Cole and Ranking Member DeLauro:

I am requesting funding for the Calleguas Municipal Water District Lake Bard Pump Station Project in fiscal year 2026. The entity to receive funding for this project is Calleguas Municipal Water District, located at 2100 Olsen Road, Thousand Oaks, CA 91360.

The funding would be used for the installation of a new pump station that would allow treatment of an additional 3,000 acre feet of water that the current pump cannot provide. By yielding an additional 30% of emergency supply, the pump station would help maintain consistent water delivery to hundreds of thousands of residents, businesses, and institutions. The project is an appropriate use of taxpayer funds because this project is critical for the hundreds of thousands of Ventura County residents, businesses, and institutions who rely on Calleguas for their drinking water every day.

The project has a Federal nexus because the funding provided is for purposes authorized by Section 1452 of the Safe Drinking Water Act, 42 U.S.C. 300j12.

I certify that I have no financial interest in this project, and neither does anyone in my immediate family.

Sincerely,

JULIA BROWNLEY
Member of Congress



July 11, 2025

The Honorable Gavin Newsom
Governor, State of California
1021 O Street, Suite 9000
Sacramento, CA 95814

The Honorable Mike McGuire
Senate President Pro Tem
1021 O Street, Suite 8518
Sacramento, CA 95814

The Honorable Scott Weiner
Chair, Senate Budget and Fiscal Review Committee
1020 N Street, Room 502
Sacramento, CA 95814

The Honorable Ben Allen
Chair, Senate Budget Sub No. 2
1020 N Street, Room 502
Sacramento, CA 95814

The Honorable Robert Rivas
Assembly Speaker
1021 O Street, Suite 8330
Sacramento, CA 95814

The Honorable Jesse Gabriel
Chair, Assembly Budget Committee
1021 O Street, Suite 8230
Sacramento, CA 95814

The Honorable Steve Bennett
Chair, Assembly Budget Sub No. 4
1021 O Street, Suite 8230
Sacramento, CA 95814

Re: Request for Trailer Bill Language – Non-Native – Invasive Golden Mussels in California

Dear Governor Newsom, Pro Tem McGuire, Speaker Rivas, Budget Chairs Weiner and Gabriel, and Budget Subcommittee Chairs Allen and Bennett:

On behalf of the undersigned organizations, we write to respectfully request your attention to an urgent matter concerning the presence of golden mussels in California's waterways. Without legislative protection and funding, the presence of golden mussels could jeopardize water supply reliability, severely restrict the ability of water suppliers to use imported water for groundwater recharge, and lead to closures of lakes and reservoirs across the state. While California water agencies did not introduce golden mussels into California, they will be responsible for control and eradication efforts that will unfortunately be passed on to ratepayers in the absence of state funding.

Background

The first known detection of golden mussels in North America occurred in the Delta in October 2024. Golden mussels are an invasive species that are known to spread rapidly, creating problems for infrastructure and water quality, and damaging native ecosystem health. Similar to quagga mussels, golden mussels attach to infrastructure in dense clusters, clogging water conveyance systems, pipelines, pumps, filters, and hydropower and agricultural facilities. They also alter food webs and nutrient cycles, deplete primary producers, outcompete native species, and can severely impact fisheries. As filter feeders they remove particles from the water causing increased water clarity and sunlight penetration, potentially promoting cyanobacterial blooms, including toxin-producing blooms.

In response, the California Fish and Game Commission took emergency action in December to add golden mussels to the restricted species list for purposes of possession and transportation. To control and prevent the spread of these invasive mussels, numerous agencies initially implemented closures of their lakes and reservoirs for boating and recreation. Moving forward, those that allow boating are implementing new quarantine and inspection protocols.

Beyond recreation, water agencies will also have to implement costly control measures in their water conveyance operations to ensure critical water infrastructure continue to operate, prevent the spread of golden mussels to other water bodies, and to avoid restrictions on the ability to use imported water supplies for groundwater recharge. This issue is similar to that of quagga mussels, which were first discovered in California in 2007. Their discovery led to them being listed as restricted species, which brought challenges for water agencies' ability to move water through the system or put it into other waters of the state without being in violation of the Fish and Game Commission rules. As a result, legislation was passed authorizing water agencies to move water without being in violation of the restricted species rule, as long as those agencies adopted a mussel control plan that was approved by the California Department of Fish and Wildlife. This protection from liability served as a key avenue to ensure that water agencies could continue their operations and has led to effective control of quagga mussels in Colorado River supplies.

Request

Now that golden mussels have been introduced into California's waterways, we request that the Legislature and Administration approve amendments to update Fish and Game Code (FGC) Sections 2301 and 2302, to include golden mussels and any other invasive freshwater mussel species. These amendments would prevent the introduction and spread of invasive mussels and ensure that water agencies operating under an appropriate mussel control plan are protected from regulatory enforcement, similar to amendments adopted for quagga mussel control.

In addition, there is a key funding need for these control efforts. Mussel control is a multi-million-dollar effort for the agencies implementing control plans. The water industry and its ratepayers should not be solely responsible for golden mussel control when they did not introduce golden mussels into California.

Summary

Golden mussels are spreading rapidly and pose significant risks to water conveyance systems and Delta watershed biodiversity. The risk must be addressed urgently to contain the spread and allow California residents to continue existing recreation opportunities and to have access to reliable, clean drinking water. For these reasons, we urge the Legislature and Administration to amend (1) FGC 2301, authorizing water agencies operating under an appropriate mussel control plan to continue delivering water without fear of enforcement actions, and (2) FGC 2302, to require that any entity that owns and manages a reservoir where there is recreational boating to develop and implement a program to prevent the introduction of nonnative invasive mussels. In addition, we respectfully request additional funding in the FY 2025-26 budget to support golden mussel control efforts.

For any questions, please contact Glenn Farrel with the State Water Contractors at glenn@gfadvocacy.com or Jay Jefferson with Metropolitan Water District of Southern California at jjeffersonii@mwdh2o.com.

Sincerely,

Jennifer Pierre, General Manager
State Water Contractors

Peter Thompson, Assistant General Manager
Antelope Valley-East Kern Water Agency

Shirley Rowe, President
African American Farmers of California

Julia Hall, State Legislative Director
Association of California Water Agencies

Ed Stevenson, General Manager
Alameda County Water District

Roger Isom, President/CEO
California Cotton Ginners and Growers
Association

Anthony J. Tannehill, Legislative
Representative
California Special Districts Association

Kristine McCaffrey, P.E., General Manager
Calleguas Municipal Water District

Nem Ochoa, Board President
Central Basin Municipal Water District

Ray Stokes, General Manager
Central Coast Water Authority

Jennifer Spindler, General Manager
Crestline-Lake Arrowhead Water Agency

Esther Saenz, General Manager
Desert Water Agency

Joe Mouawad, P.E., General Manager
Eastern Municipal Water District

Nina Jazmadarian, General Manager
Foothill Municipal Water District

Shivaji Deshmukh, P.E., General Manager
Inland Empire Utilities Agency

Paul Cook, General Manager
Irvine Ranch Water District

David Pedersen, General Manager
Las Virgenes Municipal Water District

Kevin Abernathy, General Manager
Milk Producers Council

Deven Upadhyay, General Manager
Metropolitan Water District of Southern
California

Harvey De La Torre, General Manager
Municipal Water District of Orange County

Justin Caporusso, Executive Director
Mountain Counties Water Resources
Association

Christopher M. Silke, P.E., Water Resources
Engineering Manager
Napa County Flood Control

Manuel Cunha, Jr., President
Nisei Farmers League

David Guy, Executive Director
Northern California Water Association

Anthony L. Firenzi, P.E., Director of Strategic
Affairs
Placer County Water Agency

Dana Jacobson, General Manager
San Benito County Water District

Heather Dyer, General Manager
San Bernardino Valley MWD

John Wiersma, General Manager
San Luis Canal Company

J. Scott Petersen, P.E., Water Policy Director
San Luis & Delta-Mendota Water Authority

Aaron Baker, P.E., Chief Operating Officer –
Water Utility
Santa Clara Valley Water District

Matt Stone, General Manager
Santa Clarita Valley Water Agency

Chris Lee, General Manager
Solano County Water Agency

Grant Davis, General Manager
Sonoma Water

Charles Wilson, Executive Director
Southern California Water Coalition

Matthew Litchfield, General Manager
Three Valleys Municipal Water District

Tom Trott, P.E., General Manager
Twain Harte Community Services District

Jacob Westra, General Manager
Tulare Lake Basin Water Storage District

Jessica Self, General Manager
Union Public Utility District

Thomas Love, General Manager
Upper San Gabriel Valley Municipal Water
District

Joel Metzger, General Manager
Utica Water and Power Authority

Austin Ewell, Executive Director
Water Blueprint for the San Joaquin Valley

E.J. Caldwell, General Manager
West Basin Municipal Water District

Gail Delihant, Sr. Director, CA Government
Affairs
Western Growers Association

Roger Isom, President/CEO
Western Treen Nut Association

Valerie Pryor, General Manager
Zone 7 Water Agency

DRAFT LEGISLATION TO ADDRESS GOLDEN MUSSELS

PROPOSED REVISIONS TO SECTION 2301

§ 2301. Prohibitions relating to ~~dreissenid mussels~~invasive freshwater mussels; Authority of director; Plan to control or eradicate; Penalties [Repealed effective January 1, ~~2030~~2035]

(a)

(1) Except as authorized by the department, a person shall not possess, import, ship, or transport in the state, or place, plant, or cause to be placed or planted in any water within the state, invasive mussels. ~~For purposes of this section, "invasive mussels" means any dreissenid mussels, species listed in California Code of Regulations Title 14, Section 671 "Restricted Species List" commonly referred to as quagga or zebra mussels), Limnoperna fortunei, commonly referred to as golden mussels, and any other invasive mussels any species added to the lists pursuant to Sections 2118 and 2120 or regulations promulgated thereunder.~~

(2) The director or the director's designee may do all of the following:

(A) Conduct inspections of conveyances, which include vehicles, boats and other watercraft, containers, and trailers, that may carry or contain adult or larval ~~dreissenid mussels~~invasive freshwater mussels. Included as part of this authority to conduct inspections is the authority to temporarily stop conveyances that may carry or contain adult or larval ~~dreissenid mussels~~invasive freshwater mussels on any roadway or waterway in order to conduct inspections.

(B) Order that areas in a conveyance that contain water be drained, dried, or decontaminated pursuant to procedures approved by the department.

(C) Impound or quarantine conveyances in locations designated by the department for up to five days or the period of time necessary to ensure that ~~dreissenid mussels~~invasive freshwater mussels can no longer live on or in the conveyance.

(D)

(i) Conduct inspections of waters of the state and facilities located within waters of the state that may contain ~~dreissenid mussels~~invasive freshwater mussels. If ~~dreissenid mussels~~invasive freshwater mussels are detected or may be present, the director or the director's designee may order the affected waters or facilities closed to conveyances or otherwise restrict access to the affected waters or facilities, and shall order that conveyances removed from, or introduced to, the affected waters or facilities be inspected, quarantined, or disinfected in a manner and for a duration necessary to detect and prevent the spread of ~~dreissenid mussels~~invasive freshwater mussels within the state.

(ii) For the purpose of implementing clause (i), the director or the director's designee shall order the closure or quarantine of, or restrict access to, these waters, areas, or facilities in a manner and duration necessary to detect and prevent the spread of ~~dreissenid mussels~~invasive freshwater mussels within the state. A closure, quarantine, or restriction shall not be authorized by the director or the director's designee without the concurrence of the Secretary of the Natural Resources Agency. If a closure lasts longer than seven days, the department shall update the operator of the affected facility every 10 days on efforts to address the ~~dreissenid~~invasive freshwater mussel infestation. The department shall provide these updates in writing and also post these updates on the department's internet website in an easily accessible manner.

(iii) The department shall develop procedures to ensure proper notification of affected local and federal agencies, and, as appropriate, the Department of Water Resources, the Department of Parks and Recreation, and the State Lands Commission in the event of a decision to close, quarantine, or restrict a facility pursuant to this paragraph. These procedures shall include the reasons for the closure, quarantine, or restriction, and methods for providing updated information to those affected. These procedures shall also include protocols for the posting of the notifications on the department's internet website required by clause (ii).

(iv) When deciding the scope, duration, level, and type of restrictions, and specific location of a closure or quarantine, the director shall consult with the agency, entity, owner, or operator with jurisdiction, control, or management responsibility over the marina, boat launch facility, or other facility, in order to focus the closure or quarantine to specific areas and facilities so as to avoid or minimize disruption of economic or recreational activity in the vicinity.

(b)

(1) Upon a determination by the director that it would further the purposes of this section, other state agencies, including, but not limited to, the Department of Parks and Recreation, the Department of Water Resources, the Department of Food and Agriculture, and the State Lands Commission, may exercise the authority granted to the department in subdivision (a).

(2) A determination made pursuant to paragraph (1) shall be in writing and shall remain in effect until withdrawn, in writing, by the director.

(c)

(1) Except as provided in paragraph (2), Division 13 (commencing with Section 21000) of the Public Resources Code does not apply to the implementation of this section.

(2) An action undertaken pursuant to subparagraph (B) of paragraph (2) of subdivision (a) involving the use of chemicals other than salt or hot water to decontaminate a conveyance or a facility is subject to Division 13 (commencing with Section 21000) of the Public Resources Code.

(d)

(1) A public or private agency that operates a water supply system shall cooperate with the department to implement measures to avoid infestation by ~~dreissenid mussels~~invasive freshwater mussels and to control or eradicate any infestation that may occur in a water supply system, to the extent feasible. If ~~dreissenid mussels~~invasive freshwater mussels are detected, the operator of the water supply system, in cooperation with the department, shall prepare and implement a plan to manage, control, or eradicate ~~dreissenid mussels~~invasive freshwater mussels within the system to the extent operationally feasible, to eliminate or minimize any potential downstream transport of invasive freshwater mussels. Agencies shall provide a certification to the department that their plans comply with the provisions of this section subject to periodic review by the department. The ~~approved self-certified~~ plan shall contain the following minimum elements:

(A) Methods for delineation of infestation, including both adult mussels and veligers.

(B) Methods for control or eradication of adult mussels and decontamination of water containing larval mussels.

(C) A systematic monitoring program to determine any changes in conditions.

(D) The requirement that the operator of the water supply system permit inspections by the department as well as cooperate with the department to update or revise control or eradication measures in the ~~approved self-certified~~ plan to address scientific advances in the methods of controlling or eradicating mussels and veligers.

(2) If the operator of water delivery and storage facilities for public water supply purposes has prepared, initiated, and is in compliance with all the elements of an ~~approved self-~~certified plan to manage, control or eradicate ~~dreissenid mussels~~invasive freshwater mussels in accordance with paragraph (1), the requirements of subdivision (a) do not apply to the operation of those water delivery and storage facilities, and the operator is not subject to any civil or criminal liability for the introduction of ~~dreissenid~~invasive freshwater mussel species as a result of those operations. The department may require the operator of a facility to update its plan, and if the plan is not updated or revised as described in subparagraph (D) of paragraph (1), subdivision (a) shall apply to the operation of the water delivery and storage facilities covered by the plan until the operator updates or revises the plan and initiates and complies with all of the elements of the updated or revised plan.

(e) Any entity that discovers ~~dreissenid mussels~~invasive freshwater mussels within this state shall immediately report the discovery to the department.

(f)

(1) In addition to any other penalty provided by law, any person who violates this section, violates any verbal or written order or regulation adopted pursuant to this section, or who resists, delays, obstructs, or interferes with the implementation of this section, is subject to a penalty, in an amount not to exceed one thousand dollars (\$1,000), that is imposed administratively by the department.

(2) A penalty shall not be imposed pursuant to paragraph (1) unless the department has adopted regulations specifying the amount of the penalty and the procedure for imposing and appealing the penalty.

(g) The department may adopt regulations to carry out this section.

(h) Pursuant to Section 818.4 of the Government Code, the department and any other state agency exercising authority under this section shall not be liable with regard to any determination or authorization made pursuant to this section.

(i) This section shall remain in effect only until January 1, ~~2030~~2035, and as of that date is repealed, unless a later enacted statute, that is enacted before January 1, ~~2030~~2035, deletes or extends that date.

(4) This bill would declare that it is to take effect immediately as an urgency statute.

DRAFT BILL

SECTION 1. The Legislature finds and declares all of the following:

(a) Mussels of the genera Dreissena and Limnoperna ~~(invasive freshwater mussels)~~ are a harmful, highly invasive species, and not native to California.

(b) Invasive ~~freshwater~~ mussels, which include both zebra and quagga mussels, were first discovered in the United States in the Great Lakes in or around 1988. This infestation has caused billions of dollars in costs to public agencies and private industry.

(c) Quagga mussels have been detected in Lake Mead on the Arizona-Nevada border, Lake Havasu in California, and many other lakes and locations throughout southern California

(d) Golden mussels have been confirmed in approximately 30 locations throughout the California Delta and in the State Water Project

(e) Invasive ~~freshwater~~ mussels can readily move from place to place as free-swimming larvae and adults, and reproduce rapidly and in large numbers. Invasive ~~freshwater~~ mussels can severely hinder the delivery of water due to the mussels' capacity to clog or foul pipes, pumps, and other water intake structures, water delivery systems, powerplant intakes,

cooling systems, and fish screens. Invasive ~~freshwater~~ mussels damage the hulls, propellers, and motors of boats and other watercraft.

(f) Invasive ~~freshwater~~ mussels alter the natural food web of aquatic ecosystems. By filtering planktonic algae and other nutrients that are the primary base of the food chain from the water, invasive ~~freshwater~~ mussels can cause the decline o-r extirpation of native species, and otherwise disrupt the ecological balance of infested water bodies.

(g) Invasive ~~freshwater~~ mussels' sharp-edged shells along swimming beaches can be a hazard to unprotected feet.

(h) In order to protect and preserve the health and safety of the people of the State of California, its economy, and its fish and wildlife resources, it is the intent of the Legislature to establish an effective program to prevent additional invasive ~~freshwater~~ mussels from entering the state, to prevent invasive ~~freshwater~~ mussels from being introduced into any water in California where they currently do not exist, and to detect and destroy invasive ~~freshwater~~ mussels anywhere in the state.

SEC. 2. Section 2301 of the Fish and Game Code is amended to read:

[INSERT WHEN DONE]

SEC. 3. This act is an urgency statute necessary for the immediate preservation of the public peace, health, or safety within the meaning of Article IV of the Constitution and shall go into immediate effect. The facts constituting the necessity are:

In order to minimize the adverse impacts caused by listed invasive species, including impacts on water service deliveries, watercraft, recreational swimmers, and aquatic ecosystems, as soon as possible, it is necessary that this act take effect immediately.

California Code, Fish and Game Code - FGC § 2302

(a) Any person, or federal, state, or local agency, district, or authority that owns or manages a reservoir, as defined in [Section 6004.5 of the Water Code](#), where recreational, boating, or fishing activities are permitted, except a privately owned reservoir that is not open to the public, shall do both of the following:

(1) Assess the vulnerability of the reservoir for the introduction of nonnative ~~dreissenid-invasive freshwater~~ mussel species, including species listed in California Code of Regulations Title 14, Section 671 "Restricted Species List" ~~-dreissenid mussels commonly referred to as quagga or zebra mussels, and Limnoperna fortunei, commonly referred to as golden mussels, and any other invasive freshwater mussel species added to the lists pursuant to Sections 2118 and 2120 or regulations promulgated thereunder.~~

(2) Develop and implement a program designed to prevent the introduction of nonnative ~~dreissenid-invasive freshwater~~ mussel species.

(b) The program shall include, at a minimum, all of the following:

(1) Public education.

(2) Monitoring.

(3) Management of those recreational, boating, or fishing activities that are permitted.

(c) Any person, or federal, state, or local agency, district, or authority, that owns or manages a reservoir, as defined in [Section 6004.5 of the Water Code](#), where recreational, boating, or fishing activities of any kind are not permitted, except a privately owned reservoir that is not open to the public, shall, based on its available resources and staffing, include visual monitoring for the presence of mussels as part of its routine field activities.

(d) Any entity that owns or manages a reservoir, as defined in [Section 6004.5 of the Water Code](#), except a privately owned reservoir that is not open to the public for recreational, boating, or fishing activities, may refuse the planting of fish in that reservoir by the department if the owner/operator of the reservoir determines the planting presents an unacceptable risk of introduction of an invasive mussel species. ~~unless the department can demonstrate that the fish are not known to be infected with nonnative dreissenid mussels.~~

(e) Except as specifically set forth in this section, this section applies both to reservoirs that are owned or managed by governmental entities and reservoirs that are owned or managed by private persons or entities.

(f) Violation of this section is not subject to the sanctions set forth in [Section 12000](#). In lieu of any other penalty provided by law, a person who violates this section shall, instead, be subject to a civil penalty, in an amount not to exceed one thousand dollars (\$1,000) per violation, that is imposed administratively by the department. To the extent that sufficient funds and personnel are available to do so, the department may adopt regulations establishing procedures to implement this subdivision and enforce this section.

(g) This section shall not apply to a reservoir in which nonnative dreissenid mussels and Limnoperna fortunei have been detected.

DRAFT LEGISLATION TO ADD GOLDEN MUSSELS TO QZ PREVENTION PROGRAM

PROPOSED AMENDMENTS TO SECTIONS 675, 676 AND 676.1 OF THE HARBORS AND NAVIGATION CODE

675.

(a) In addition to the fees imposed pursuant to paragraphs (1) and (2) of subdivision (b) of Section 9853 or Section 9860 of the Vehicle Code, there shall be a separate ~~quagga and zebra invasive freshwater~~ mussel infestation prevention fee. For purposes of this article "invasive freshwater mussels" means any dreissenid mussels species listed in California Code of Regulations Title 14, Section 671 "Restricted Species List", commonly referred to as quagga or zebra mussels, Limnoperna fortunei, commonly referred to as golden mussels, and any other invasive freshwater mussels species added to the lists pursuant to Sections 2118 and 2120 or regulations promulgated thereunder. ~~in an~~ The amount of the fee is to be determined by the department as follows:

(1) If the ~~quagga and zebra invasive freshwater~~ mussel infestation prevention fee is due between January 1 and December 31 of any even-numbered year, the fee shall not be more than ten dollars (\$10).

(2) If the ~~quagga and zebra invasive freshwater~~ mussel infestation prevention fee is due between January 1 and December 31 of any odd-numbered year, the fee shall not be more than twenty dollars (\$20).

(3) Notwithstanding paragraphs (1) and (2), the ~~quagga and zebra invasive freshwater~~ mussel infestation prevention fee imposed pursuant to Section 9860 of the Vehicle Code shall not be more than twenty dollars (\$20).

(b) In determining the amount of the fee imposed pursuant to subdivision (a), the department shall establish, and consult with, a technical advisory group consisting of interested persons, including, but not limited to, recreational boating and reservoir operation representatives. The members of the advisory group shall be appointed by the director.

(c) The department shall adopt emergency regulations to prescribe procedures for the collection and use of the ~~quagga and zebra invasive freshwater~~ mussel infestation prevention fee for the purposes of this article. The emergency regulations shall include rules for administering the grants awarded pursuant to Section 676.

(d) All revenues collected from the fee established pursuant to this section shall be deposited into the Harbors and Watercraft Revolving Fund, and, upon appropriation by the Legislature, shall be expended solely for the purposes set forth in Section 676.

(e) The fee established pursuant to this section shall not apply to vessels that are used exclusively in marine waters.

(f) (1) Failure to pay the fee established pursuant to this section does not prohibit the Department of Motor Vehicles from issuing registration of a vessel.

(2) (A) A vessel operator may be issued a citation for operating a recreational vessel in nonmarine waters without a valid state-issued ~~quagga-and-zebra~~invasive freshwater mussel infestation prevention sticker.

(B) Notwithstanding subparagraph (A), a vessel that is exempt pursuant to Section 5211 of Title 14 of the California Code of Regulations shall not be cited pursuant to subparagraph (A).

(Amended by Stats. 2023, Ch. 831, Sec. 1. (AB 1150) Effective January 1, 2024.)

676.

(a) All moneys deposited in the Harbors and Watercraft Revolving Fund pursuant to Section 675 shall be available, upon appropriation by the Legislature, for the following purposes:

(1) For reasonable costs incurred by the department associated with determining the prevention fee and adoption of regulations pursuant to Section 675, and with administering the grants pursuant to subdivision (b).

(2) (A) For reasonable costs, not to exceed 15 percent of the remaining revenues deposited into the fund, of the Department of Fish and ~~Game~~Wildlife for implementation of subparagraph (A) or (C) of paragraph (2) of, or paragraph (1) of, subdivision (a) of Section 2301 or Section 2302 of the Fish and Game Code in those areas of the state where ~~a dreissenid-an~~invasive freshwater mussel infestation prevention plan has not been implemented.

(B) The amount specified in subparagraph (A) is in addition to moneys available pursuant to subdivision (d) of Section 85.2.

(3) An amount not less than 85 percent of the remaining revenues deposited into the fund shall be made available for grants to entities subject to subdivision (a) of Section 2302 of the Fish and Game Code for the reasonable regulatory costs incident to the implementation of ~~a dreissenid-an~~invasive freshwater mussel infestation prevention plan implemented either before or after January 1, 2013, that is consistent with the requirements of Section 2302 of the Fish and Game Code.

(b) For the purposes of awarding grants pursuant to paragraph (3) of subdivision (a), the department shall do all of the following:

(1) Give priority to ~~dreissenid~~invasive freshwater mussel infestation prevention plans that are consistent with Section 2302 of the Fish and Game Code and that also include visual and manual inspection standards and other infestation prevention procedures consistent with either the Department of Fish and ~~Game's~~Wildlife's Invasive Mussel Guidebook for Recreational Water Managers and Users, dated September 2010, or the Natural Resource

Agency's Aquatic Invasive Species Management Plan, dated January 2008, or subsequently adopted guidebooks and management plans.

(2) Take into consideration the benefits of regional-scale ~~dreissenid~~invasive ~~freshwater~~ mussel infestation prevention plans.

(3) Take into consideration the unique economic, ecological, and recreational impacts to rural and urban reservoirs from ~~dreissenid~~invasive ~~freshwater~~-mussel infestation.

(c) For purposes of this article, reasonable regulatory costs include costs associated with the investigation and inspection of a conveyance for the presence of ~~dreissenid~~invasive ~~freshwater~~-mussels prior to contact with a reservoir, as defined in Section 6004.5 of the Water Code. None of the revenues collected pursuant to subdivision (a) of Section 675 shall be used for any purpose other than those explicitly authorized by this section.



(d) For the purposes of this section, conveyances include boats and other watercraft, and associated vehicles, containers, and trailers that may carry or contain adult or larval ~~dreissenid~~invasive ~~freshwater~~-mussels.

(e) As a condition of receiving grant funding pursuant to this section, an entity shall report to the department data, as deemed appropriate by the department, regarding ~~dreissenid~~invasive ~~freshwater~~-mussel prevention and inspection programs implemented with the funding.

(Added by Stats. 2012, Ch. 485, Sec. 2. (AB 2443) Effective January 1, 2013.)

676.1.

Any person or entity that manages any aspect of the water in a reservoir, as defined in Section 6004.5 of the Water Code, where recreational, boating, or fishing activities are permitted, shall be eligible to receive a grant under paragraph (3) of subdivision (a) of Section 676 for the reasonable regulatory costs incident to the implementation of a ~~dreissenid~~invasive ~~freshwater~~-mussel infestation prevention plan.



Service Beyond Expectation







July 11, 2025

The Honorable Buffy Wicks
Chair, Assembly Appropriations
1021 O Street, Suite 8220
Sacramento, CA 95814

RE: SB 72 (Caballero) The California Water Plan: long term supply targets – **SUPPORT**

Dear Chair Wicks,

The California Municipal Utilities Association (CMUA), California State Association of Counties (CSAC), and California Council for Environmental and Economic Balance (CCEEB) are very proud co-sponsors of SB 72 (Caballero). We, along with the coalition of organizations above, are pleased to support SB 72.

California is in a race against climate change, which is pressured by multi-year droughts, floods, fires, and other intensifying climate change impacts. Consequently, there is an urgent need for California to develop aspirational targets that will complement and amplify Governor Newsom's Water Supply Strategy and extend beyond any single Administration. Given the extreme climate impacts of the 21st century, an expanding economy, a growing population, the anticipated reductions from existing water resources, and the controls on the use of groundwater, California needs to align the state's water supply strategy and policies with a target that will result in an adequate and reliable water supply for all beneficial uses including the environment, agriculture, the economy, and all Californians. Recent research estimates a shortfall in California's future water supply between 4.6 and 9 million acre-feet annually by 2050 if the state takes no action.

SB 72 is the mechanism that will help California keep up with the impacts of climate change on our water supply. SB 72 directs the Department of Water Resources (DWR) to modernize the California Water Plan and develop a target for water supply to achieve in 2040 and beyond. The fiscal impacts of this bill are minor compared to the agricultural and business loss costs of the State for not passing this legislation. A new UC study titled "Inaction's Economic Cost for California's Water Supply Challenges" (released May 2025) estimates that without better management, California faces up to \$14.5 billion a year in economic loss and 67,000 jobs lost annually. Inaction isn't just an environmental risk – it threatens California's job market and economic wellbeing.

SB 72 will establish excellent policy because it will bring about the fundamental changes that are necessary to ensure a sustainable water future. SB 72 will do the following:

- Transform water management in California taking us from a perpetual state of supply vulnerability to a reliable and sufficient water supply that is adequate for all beneficial uses, including urban, agriculture, and the environment.
- Create a new "North Star" water supply planning target for 2040 that the state will need to work toward, along with a process to develop a target for 2050.
- Preserve the California way of life, supplying water to our homes and communities, habitat and environment, recreation and tourism, and business and economic success.
- Support economic vitality for all businesses, from restaurants to technology companies, and employers that depend on a reliable water supply.
- Fulfill the generational responsibility to develop a water system that will adapt to changes in the environment and allow the state to thrive now and for future generations.

The California Water Plan is the strategic plan for managing and developing water resources for current and future generations in the state. SB 72 works within the structure of the current California Water Plan, which hasn't been meaningfully updated for decades. SB 72 updates the California Water Plan for a 21st century climate. The costs to implement SB 72 should not be a barrier to passing a monumentally important piece of legislation for the future of California.

For these reasons, we urge your support for SB 72. If you have any questions about our position, please contact Andrea Abergel with CMUA at aabergel@cmua.org or (916) 841-4060.

Sincerely,

Andrea Abergel
Director of Water
California Municipal Utilities Association

Jane Townsend
Executive Director
California Bean Shippers Association

Graham Knaus
Executive Director
California State Association of Counties

Todd Sanders
Executive Director
California Blueberry Association

Tim Carmichael
President/CEO
CCEEB

Dan Dunmoyer
President and CEO
California Building Industry Association

Debbie Murdock
Executive Director
Association of California Egg Farmers

Kristopher Anderson
Policy Advocate
California Chamber of Commerce

Julia Bishop Hall
Senior Legislative Advocate
Association of California Water Agencies

Roger Isom
President/CEO
California Cotton Ginners and Growers Assoc.

Adrian Covert
Senior VP, Public Policy
Bay Area Council

Alex Biering
Senior Policy Advocate
California Farm Bureau

Steve Lenton
General Manager
Bellflower Somerset Mutual Water Company

Daniel Hartwig
President
California Fresh Fruit Association

Nicole Helms
Executive Director
California Alfalfa and Forage Association

Chris Zanobini
President/CEO
California Grain and Feed Association

Todd W. Sanders
Executive Director
California Apple Commission

Lance Hastings
President & CEO
California Manufacturers & Technology Assoc.

Claudia Carter
Executive Director
California Association of Wheat Growers

Chris Zanobini
Executive Director
California Pear Growers Association

Natalie Collins
President
California Association of Winegrape Growers

Chris Zanobini
Executive Vice-President
California Seed Association

Ann Quinn
Executive Vice President
California State Floral Association

Robert Verloop
Executive Director/CEO
California Walnuts

Ann Quinn
Executive Vice President
California Warehouse Association

Sharron Zoller
President
California Women for Agriculture

Kristine McCaffrey
General Manager
Calleguas Municipal Water District

Tom Moody
General Manager
City of Corona

Patricia Lock Dawson
Mayor
City of Riverside

Elizabeth Espinosa
County of Riverside

J. M. Barrett
General Manager
Coachella Valley Water District

John Bosler, P.E.
General Manager and CEO
Cucamonga Valley Water District

Mark Orcutt
President & CEO
East Bay Leadership Council

Joe Mouawad, P.E.
General Manager
Eastern Municipal Water District

Jim Abercrombie
General Manager
El Dorado Irrigation District

Greg Thomas
General Manager
Elsinore Valley Municipal Water District

Joe Gagliardi
Chief Executive Officer
Folsom Chamber of Commerce

Jason Phillips
CEO
Friant Water Authority

Christopher Valdez
President
Grower-Shipper Association

Paul Cook
General Manager
Irvine Ranch Water District

David Pedersen
General Manager
Las Virgenes Municipal Water District

Matt Hurley
General Manager
McMullin Area GSA

Paul Shoenberger, P.E.
General Manager
Mesa Water District

Kevin Abernathy
Manager
Milk Producers Council

Jimi Netniss
General Manager
Modesto Irrigation District

Justin Scott-Coe
General Manager
Monte Vista Water District

Patrick Ellis
ACE/ President/CEO
Murrieta/Wildomar Chamber of Commerce

John Kabateck
State Director
National Federation of Independent Business

Joanne Webster
Chief Executive Officer
North Bay Leadership Council

David Guy
Executive Director
Northern California Water Association

Todd Sanders
Executive Director
Olive Growers Council of California

Kim Thorner
General Manager
Olivenhain Municipal Water District

Chris Zanobini
Executive Officer
Pacific Coast Renderers Association

Debbie Murdock
Executive Director
Pacific Egg and Poultry Association

Dennis LaMoreaux
General Manager
Palmdale Water District

Jason Martin
Interim General Manager
Rancho California Water District

Jon Switalski
Executive Director
Rebuild So-Cal Partnership

Tom Coleman
General Manager
Rowland Water District

Lisa Yamashita-Lopez
General Manager
Rubio Cañon Land and Water Association

Amanda Blackwood
President & CEO
Sac Metropolitan Chamber of Commerce

Miguel J. Guerrero
P.E. General Manager
San Bernardino Municipal Water Department

Heather Dyer
General Manager
San Bernardino Valley Municipal Water District

Paul Helliker
General Manager
San Juan Water District

Matt Stone
General Manager
Santa Clarita Valley Water Agency

Chris Lee
General Manager
Solano County Water Agency

Peter M. Rietkerk
General Manager
South San Joaquin Irrigation District

Eric McLeod
Chair
Southwest California Legislative Council

Justin M. Hopkins
General Manager
Stockton East Water District

Jeff R. Pape
General Manager
Temescal Valley Water District

Matthew Litchfield
General Manager
Three Valleys Municipal Water District

Fernando Paludi
General Manager
Trabuco Canyon Water District

Brad Koehn
General Manager
Turlock Irrigation District

Kirti Mutatkar
President & CEO
United Ag

Vince Gin, P.E.
Deputy Operating Officer
Valley Water

Elizabeth Howard Espinosa
UCC Advocacy Team
Urban Counties of California

Bob Reeb
Executive Director
Valley Ag Water Coalition

Gary Arant
General Manager
Valley Center Municipal Water District

Erik Hutchman
P.E. General Manager
Walnut Valley Water District

E.J. Caldwell
General Manager
West Basin Municipal Water District

Valerie Pryor
General Manager
Zone 7 Water Agency

Roger Isom
President/CEO
Western Agricultural Processors Association

Dave Puglia
President & CEO
Western Growers

Sharon Haligan
Director, Administrative Services
Western Plant Health

Craig Miller
General Manager
Western Municipal Water District

Norman Huff
General Manager
Camrosa Water District

Chris Berch
General Manager
Jurupa Community Services District

Brian R. Laddusaw
General Manager
Rubidoux Community Services District

James Prior
General Manager
San Gabriel County Water District

Jeff Mosher
General Manager
Santa Ana Watershed Project Authority

Jose Martinez
General Manager
Valley County Water District

John Thiel
General Manager
West Valley Water District

Sarah Wiltfong
Director of Advocacy
BizFed Los Angeles County

Amber Bolden
Director of Communications
Black Voice News

Jeff Montejano
CEO
Building Industry Assoc. of Southern CA

Mandip Samra
General Manager
Burbank Water and Power

Melanie Barker
President
California Association of Realtors

Robert C. Lapsley
President
California Business Roundtable

Greg Johnson
President
California Farm Water Coalition

Julian Canete
President and CEO
California Hispanic Chambers of Commerce

Jennifer Capitolo
Executive Director
California Water Association

Sheri Merrick
Executive Director
Citrus Heights Chamber of Commerce

Jeremy Smith
Council Member
City of Canyon Lake

Joe Males
Mayor
City of Hemet

Natasha Johnson
Council Member
City of Lake Elsinore

Chris Barajas
Council Member
City of Jurupa Valley

Dr. Lisa DeForest
Mayor Pro Tem
City of Murrieta

Paul Leon
Mayor
City of Ontario

Daniel E. Garcia
Interim General Manager
City of Riverside Public Utilities

Connie Stopher
Executive Director
Economic Development Coalition

Ana Martin
Governmental Affairs Manager
Greater Riverside Chambers of Commerce

Eric Keen
Chairman of Board of Directors
HDR Engineering

Jack Monger
CEO
Industrial Environmental Association

Wes Andree
Executive Director
Jurupa Mountain Discovery Center

Ana Martin
Staff Liaison
Monday Morning Group of Riverside

Judi Penman
President & CEO
San Bernardino Area Chamber of Commerce

Luis Portillo
President & CEO
San Gabriel Valley Economic Partnership

Aziz Amiri
CEO
San Gabriel Valley Regional Chamber of Commerce

Adam Ruiz
Governmental Affairs Director
SRCAR

Molly Kirkland
Director of Public Affairs
Southern CA Rental Housing Association

Stephan Tucker
General Manager
Water Replenishment District

Steve Johnson
General Manager
Desert Water Agency

Jared Macias
Administrative Office
Puente Basin Water Agency

Melissa Sparks-Kranz, MPP
Legislative Affairs Lobbyist
League of California Cities

Dan Denham
General Manager
San Diego County Water Authority

David M. Merritt
General Manager
Kings River Conservation District

Steven Haugen
Watermaster
Kings River Water Association

Kat Wuelfing
General Manager
Mid-Peninsula Water District

Jennifer Pierre
General Manager
State Water Contractors

Mauricio Guardado
General Manager
United Water Conservation District

Robb Grantham
General Manager
Santa Margarita Water District

Harvey De La Torre
General Manager
Municipal Water District of Orange County

Charles Wilson
Executive Director
Southern California Water Coalition

Glenn Farrel
Executive Director
CalDesal

Casey Creamer
President
California Citrus Mutual

Tricia Geringer
Vice President of Government Affairs
Agricultural Council of California

John Urdi
Executive Director
Mammoth Lakes Tourism

Lacy Schoen
President/CEO
Brea Chamber of Commerce

Gina Molinaro-Cardera
Board Supervisor
Dublin Chamber of Commerce

Lance Eckhart
General Manager
San Geronio Pass Water Agency

Jim Piefer
Executive Director
Regional Water Authority

Federico Barajas
Executive Director
San Luis & Delta Mendota Water Authority

Ernesto A. Avila
Board President
Contra Costa Water District

Caroline Schirato
Board Chair
Utica Water and Power Authority

Julee Malinowski-Ball
Lobbyist for
California Fire Chiefs Association

Julee Malinowski-Ball
Lobbyist for
Fire Districts Association of California

Justin Caporusso
Executive Director
Mountain Counties Water Resources Assoc

Brenley McKenna
Managing Director
WaterReuse California

Randy Schoellerman
President
California Groundwater Coalition

Neil McCormick
CEO
California Special Districts Association

Krista Bernasconi
Mayor
City of Roseville

Tim Worley
Managing Director
Community Water Systems Alliance

Sue Mosburg
Executive Director
CA-NV AWWA

Jacob Asare
State Government Affairs Manager
Associated Equipment Distributors

Deven Upadhyay
General Manager
Metropolitan Water District of Southern
California

Shivaji Deshmukh, P.E.
General Manager
Inland Empire Utilities Agency

Jessica Gauger
Director of Legislative Advocacy & Public Affairs
California Association of Sanitation Agencies

Craig Kessler
Executive Director
California Alliance for Golf

Carlos Quintero
General Manager
Sweetwater Authority

Caity Maple
Councilmember – District 5
City of Sacramento

Austin Ewell
Executive Director
Water Blueprint for the San Joaquin Valley
Advocacy Fund

Ted Trimble
General Manager
Western Canal Water District

Jeff Payne
Assistant General Manager
Westlands Water District

Eric Will
Policy Advocate
Rural County Representatives of California

William Vanderwaal
General Manager
Tehama-Colusa Canal Authority

Mauricio Guardado
General Manager
United Water Conservation District