

CALLEGUAS MUNICIPAL WATER DISTRICT
2100 Olsen Road, Thousand Oaks, California 91360
www.calleguas.com

BOARD OF DIRECTORS MEETING
December 19, 2018, 5:00 p.m.

AGENDA

Written communications from the public must be received by 8:30 am on the Thursday preceding a regular Board meeting in order to be included on the agenda and considered by the Board at that meeting. Government Code Section 54954.2 prohibits the Board from taking action on items not posted on the agenda except as provided in Subsection 54954.2(b).

A. CALL TO ORDER, PLEDGE OF ALLEGIANCE, AND ROLL CALL

BOARD OF DIRECTORS

Thomas Slosson, President
Andres Santamaria, Vice President
Scott H. Quady, Treasurer
Andy Waters, Secretary
Steve Blois, Director

B. MINUTES

Action: It is recommended that the Board approve the December 5, 2018 minutes.

C. WRITTEN COMMUNICATION

D. ORAL COMMUNICATION

Members of the public may address the Board on items within the jurisdiction of the Board that do not appear on the agenda. Please limit remarks to three minutes.

E. GENERAL MANAGER

F. FINANCE AND HUMAN RESOURCES

1. November 2018 Water Use and Sales, October 2018 Power Generation, and November 2018 Investment Summary Reports

2. Disbursements for the District's monthly activities for November 2018

Action: It is recommended that the Board approve the outstanding bills for payment.

3. Discussion regarding employee cost of living adjustment and revised salary schedule
Action: It is recommended that the Board approve a cost of living adjustment of 3.6% effective January 1, 2019 and adopt a revised salary schedule.
4. Discussion regarding approval of professional services by Safety Compliance Management (SCM) to evaluate and update the District's safety plans for an amount not to exceed \$60,000
Action: It is recommended that the Board approve the professional services and approve an increase of \$60,000 to the Finance Department Consultant Budget.

G. OPERATIONS AND MAINTENANCE

1. Discussion regarding Resolution No. 1960 to award the contract for Landscape Maintenance Services and authorization of a budget of \$315,000*
Action: It is recommended that the Board approve Resolution No. 1960 and authorize a budget of \$315,000.
2. Water Quality and Operations Committee Report

H. RESOURCES AND PUBLIC AFFAIRS

I. ENGINEERING AND CONSTRUCTION

1. Discussion regarding Conejo Valley Feeder Repair

J. STRATEGIC PLANNING

K. DISTRICT COUNSEL

L. BOARD OF DIRECTORS

1. Oral report on meetings attended by Board members
2. Discussion regarding upcoming meetings to be attended by Board members
3. Metropolitan update
4. Discussion regarding nomination of a Calleguas Board member to serve as the Fox Canyon Groundwater Management Agency (FCGMA) Board Member or Alternate Board Member representing special districts and mutual water companies for the 3/1/2019 to 2/28/2021 term
Action: It is recommended that the Board decide whether to nominate a Board member to serve as the FCGMA Board Member or Alternate Board Member representing special districts and mutual water companies, and if it decides to do so, select the nominee and direct the General Manager to notify the coordinator of the election process accordingly.

M. CLOSED SESSION

N. OTHER BUSINESS

O. FUTURE AGENDA ITEMS

P. ADJOURNMENT to Board Meeting January 16, 2019 at 5:00 p.m.

Pursuant to Section 202 of the Americans with Disabilities Act of 1990 (42 U.S.C. Sec. 12132), and applicable federal rules and regulations, requests for disability-related modification or accommodation, including auxiliary aids or services, in order to attend or participate in a meeting, should be made to the Secretary to the Board in advance of the meeting to ensure the availability of the requested service or accommodation. Notices, agendas, and public documents related to the Board meetings can be made available in appropriate alternative format upon request.

CALLEGUAS MUNICIPAL WATER DISTRICT
WATER QUALITY & OPERATIONS COMMITTEE
www.calleguas.com

December 18, 2018

NOTICE AND CALL OF A MEETING OF
THE CALLEGUAS WATER QUALITY & OPERATIONS COMMITTEE

A Water Quality & Operations Committee Meeting of Calleguas Municipal Water District is hereby called and notice of said meeting is hereby given for **2:00 p.m.** on Tuesday, December 18, 2018 at Calleguas Municipal Water District, 2100 E. Olsen Rd., Thousand Oaks, California.

The Calleguas Municipal Water District's Water Quality & Operations Committee meeting is noticed as a meeting of the Board of Directors for the purpose of compliance with the Brown Act. Members of the Board who are not assigned to the Water Quality & Operations Committee may attend only as observers and cannot participate as members of the Board, whether or not a quorum of the Board is present. In order to preserve the function of the committee as advisory to the Board, members of the Board who are not assigned to the Water Quality & Operations Committee will not vote on matters before the Water Quality & Operations Committee.

AGENDA

A. CALL TO ORDER AND ROLL CALL

Scott Quady, Chair
Thom Slosson, Committee Member

B. PUBLIC COMMENTS

Opportunity for members of the public to address the committee on matters within the committee's jurisdiction (as required by Government Code Section 54954.3(a)). Please limit comments to three minutes.

C. COMMITTEE ITEMS

1. Discussion regarding District staffing and organizational structure

D. OTHER COMMITTEE ITEMS

E. FUTURE AGENDA ITEMS

F. ADJOURNMENT

NOTE: At the discretion of the committee, all items appearing on this agenda, whether or not expressly listed for action, may be deliberated and may be subject to action by the committee.

This committee reviews items and makes a recommendation for final action to the full Board of Directors. Final action will be taken by the Board of Directors. Agendas for the meeting of the Board of Directors may be obtained from the Clerk of the Board. This committee will not take any action that is binding on the Board, even when a quorum of the Board is present.

Writings relating to open session agenda items distributed to Directors less than 72 hours prior to a meeting are available for public inspection at Calleguas' Administrative Office Building.

Requests for a disability related modification or accommodation, including auxiliary aids or services, in order to attend or participate in a meeting should be made to the Clerk of the Board in advance of the meeting to ensure availability of the requested service or accommodation.



Board Meeting Agenda Memo
December 19, 2018

** An asterisk indicates that additional paperwork is provided in the packet or will be sent out later to supplement the packet as noted.*

E. GENERAL MANAGER

F. FINANCE AND HUMAN RESOURCES

1. November 2018 Water Use and Sales, October 2018 Power Generation, and November 2018 Investment Summary Reports***

2. Disbursements for the District's monthly activities for November 2018*

Action: It is recommended that the Board approve the outstanding bills for payment.

The disbursement report will be sent out on Monday, December 17.

3. Discussion regarding employee cost of living adjustment and revised salary schedule***

Action: It is recommended that the Board approve a cost of living adjustment of 3.6% effective January 1, 2019 and adopt a revised salary schedule.

Section 12.4.2 (b) of Calleguas' Administrative Code states: "In December of each year, the General Manager shall recommend to the Board a percentage cost-of-living adjustment (COLA) based on the Federal Consumer Price Index (CPI) Report for the 12 month period ending in November for the urban area in closest proximity to the District. Any COLA approved by the Board shall become effective January 1 and apply to salaries, tuition reimbursement amounts, special duty incentive pay, and daily on-call duty pay. The COLA does not apply to the salaries of the General Manager and District Counsel."

Enclosed in the packet are:

- a. A chart of Calleguas COLA increases for the past 20 years. Throughout that time, the Board approved the COLA adjustment in the amount of the CPI.
- b. The proposed 2019 salary schedule, including tuition reimbursement amounts, special duty incentive pay, daily on-call duty pay, and retirement health savings account contribution. The amounts are shown as adjusted if the Board approves the recommended COLA increase, although the following are not subject to this action.

- o The General Manager’s salary and Board stipend are established separately.
- o The Manager of Resources/Acting General Manager salary is set by the Administrative Code (12.4.2(d)) so that he is compensated for one month of the year at the General Manager salary. This amount is spread out over his pay throughout the year.
- o The retirement health account contribution for employees hired after 1/1/13 is set by the Administrative Code (12.5.1.4(e)(1)) at “50% of the then-current maximum monthly premium for a single party HMO available from CalPERS minus the then-current CalPERS health insurance plan Minimum Employer Contribution.”

c. A current organizational chart.

Calleguas has high quality, lean, and hardworking staff, and it is recommended that the Board approve a COLA effective January 1, 2019 and adopt the resultant revised salary schedule. The increase in the CPI from November 2017 to November 2018 is 3.6%. The budget for the current fiscal year assumed an increase of 3.5%. The amount above budget for the proposed COLA adjustment is approximately \$47,000. Staff has identified savings from vacant positions to offset this unanticipated increase so no budget increase will be required to accommodate this action.

4. Discussion regarding approval of professional services by Safety Compliance Management (SCM) to evaluate and update the District’s safety plans for an amount not to exceed \$60,000

Action: It is recommended that the Board approve the professional services and approve an increase of \$60,000 to the Finance Department Consultant Budget.

On September 19, 2018, the Safety Officer presented an update of the District’s safety plans to the Board. She outlined a need for assistance to evaluate and update the plans to ensure timely compliance with changing rules and regulations that have come into effect over the last several years.

Staff solicited proposals from 10 companies throughout the state that have expertise in the field of safety compliance. Calleguas received one proposal from Safety Compliance Management (SCM). The proposal includes evaluating the District’s operations for safety concerns and updating all of the safety plans to ensure they are in compliance with applicable regulations and address any issues identified during the operational review. SCM has relevant experience performing similar work for public agencies and their references were positive.

G. OPERATIONS AND MAINTENANCE

1. Discussion regarding Resolution No. 1960 to award the contract for Landscape Maintenance Services and authorization of a budget of \$315,000*

Action: It is recommended that the Board approve Resolution No. 1960 and authorize a budget of \$315,000.

The purpose of this requested action is to award a contract to perform as-needed landscape maintenance and weed abatement services at the District's properties and easements to Foothill Weed Abatement (Foothill), including required brush removal for fire protection. Although staff sent the notice inviting bids to several companies, only one bid was received at the November 27, 2018, bid opening in the amount of \$115,580. The bid proposal established an hourly rate schedule for labor, equipment, and materials.

The contract is a one (1) year agreement with an option to renew annually for up to two (2) additional years. If the contract is renewed, annual adjustments will be made based on the State of California's prevailing wage determinations and Caltrans Equipment Rental Rates.

Foothill has successfully performed this work for the District in the past and the bid amount is reasonable for the quantity of work to be performed. Staff recommends award of the contract to Foothill and that the Board approve a budget of \$315,000 to cover the next three year period.

2. Water Quality and Operations Committee Report

Committee Chair Quady will summarize the discussion from the Water Quality and Operations Committee meeting held on December 18, 2018.

H. RESOURCES AND PUBLIC AFFAIRS

I. ENGINEERING AND CONSTRUCTION

1. Discussion regarding Conejo Valley Feeder Repair

The Manager of Engineering will provide a brief update on the leak investigation and repair for the Conejo Valley Feeder in Sunset Hills Golf Course.

J. STRATEGIC PLANNING

K. DISTRICT COUNSEL

L. BOARD OF DIRECTORS

1. Oral reports on meetings attended by Board members

Pursuant to Government Code Section 53232.3(d), Board members will provide oral reports on meetings attended at the expense of the District.

2. Discussion regarding upcoming meetings to be attended by Board members*

The table of upcoming meetings is provided as a packet insert.

3. Metropolitan update*

Director Blois will provide an update on December Metropolitan Board and Committee meetings.

4. Discussion regarding nomination of a Calleguas Board member to serve as the Fox Canyon Groundwater Management Agency (FCGMA) Board Member or Alternate Board Member representing special districts and mutual water companies for the 3/1/2019 to 2/28/2021 term

Action: It is recommended that the Board decide whether to nominate a Board member to serve as the FCGMA Board Member or Alternate Board Member representing special districts and mutual water companies, and if it decides to do so, select the nominee and direct the General Manager to notify the coordinator of the election process accordingly.

The two-year term for the FCGMA Board Member representing special districts and mutual water companies is set to expire on February 28, 2019. The current FCGMA representative is Director Eugene West and the alternate is Director Andy Waters.

Section 401 of the Fox Canyon Groundwater Management Act states, "One member shall be chosen from the members of the governing boards of the mutual water companies and special districts not governed by the county board of supervisors." "The special district and mutual water company member shall be chosen at a public meeting where each special district and mutual water company is represented by the chairman of its governing board."

The water companies represented by this Board member are:

- Alta Mutual Water Company
- Berylwood Heights MWC
- Calleguas MWD
- Camrosa Water District
- Del Norte MWC
- Pleasant Valley County WD
- Zone MWC

The water companies will meet on January 16, 2019 to select their representative and alternate representative. Director Waters has expressed an interest in serving as the representative or alternate.

CALLEGUAS MUNICIPAL WATER DISTRICT
BOARD OF DIRECTORS MEETING
December 5, 2018

MINUTES

The regular meeting of the Board of Directors of Calleguas Municipal Water District was held at the District Office, 2100 Olsen Road, Thousand Oaks, California, on December 5, 2018.

The meeting was called to order by Thomas L. Slosson, President of the Board, at 5:00 p.m.

A. CALL TO ORDER, PLEDGE OF ALLEGIANCE, AND ROLL CALL

Directors Present: Thomas L. Slosson, President
Andres Santamaria, Vice President
Scott Quady, Treasurer
Andy Waters, Secretary
Steve Blois, Director

Staff Present: Susan Mulligan, General Manager
Eric Bergh, Manager of Resources
Tony Goff, Manager of Operations and Maintenance
Henry Graumlich, Manager of Strategic Planning
Kristine McCaffrey, Manager of Engineering
Sue Taylor, Accounting Supervisor
Kara Wade, Clerk of the Board

Legal Counsel Present: Robert Cohen, Cohen & Burge, LLP, District Counsel

B. MINUTES

On a motion by Director Blois, seconded by Director Quady, the Board of Directors voted 3-0-2 to approve the November 14, 2018 minutes.

AYES: Directors Blois, Quady, Santamaria

NOES: None

ABSTAIN: Directors Waters, Slosson

C. WRITTEN COMMUNICATION

None

D. ORAL COMMUNICATION

One speaker presented information to the Board about a claim submitted to the Association of California Water Agencies Joint Powers Insurance Authority and another provided information about the Cadiz Project in the Mojave Desert.

E. GENERAL MANAGER

1. November 2018 Monthly Status Report

The Board asked questions and the General Manager and department managers answered them. No action was taken.

F. FINANCE AND HUMAN RESOURCES

1. October 2018 Financial Statements

The Board asked questions and the Accounting Supervisor answered them. No action was taken.

2. Third Quarter 2018 Consultant Report

The Accounting Supervisor presented the report. No action was taken.

G. OPERATIONS AND MAINTENANCE

None

H. RESOURCES AND PUBLIC AFFAIRS

1. Discussion regarding Resolution No. 1958, Calleguas Municipal Water District Annexation – Ocean View Schools (Calleguas Annexation No. 101)

RESOLUTION OF THE BOARD OF DIRECTORS
OF CALLEGUAS MUNICIPAL WATER DISTRICT
APPROVING THE CONCURRENT ANNEXATION OF
TERRITORY WITHIN THE CITY OF OXNARD TO
THE METROPOLITAN WATER DISTRICT OF SOUTHERN CALIFORNIA
AND TO THE CALLEGUAS MUNICIPAL WATER DISTRICT
Calleguas Municipal Water District Annexation – Ocean View Schools
(Calleguas Annexation No. 101)

The Manager of Resources said that this resolution grants final approval of Calleguas Annexation No. 101, located south of Etting Road on the east side of Olds Road in Oxnard. This annexation totals 5 acres, not including public right of way. Presently, the

land is developed with a preschool and turf playground areas for Ocean View Jr. High School and Mar Vista Elementary School. The schools have been served water by the City of Oxnard since construction in the 1970s and expanded into the subject property several years ago despite the fact that it lies outside the incorporated area of the City of Oxnard and the Calleguas service area boundary.

The Ventura Local Agency Formation Commission (LAFCo) approved the annexation with Resolution 18-07 on July 18, 2018. Metropolitan approved it with Resolution No. 9233 on April 10, 2018. On November 13, the City of Oxnard delivered payment for the Calleguas and Metropolitan annexation fees of \$14,760 and \$28,355 respectively.

On a motion by Director Blois, seconded by Director Santamaria, the Board of Directors voted 5-0 to approve Resolution No. 1958. Resolution No. 1958 is attached and made part of these minutes.

AYES: Directors Blois, Waters, Quady, Santamaria, Slosson
NOES: None

2. Discussion regarding Resolution No. 1959 expressing appreciation to Leah J. Haynes (UC Master Gardeners of Ventura County)

RESOLUTION OF THE BOARD OF DIRECTORS
OF CALLEGUAS MUNICIPAL WATER DISTRICT
EXPRESSING APPRECIATION TO LEAH J. HAYNES
FOR HER EFFORTS TO PROMOTE WATER USE EFFICIENCY

The Manager of Resources said that Calleguas enjoys a long-standing partnership with the University of California (UC) Master Gardener Program of Ventura County. Leah J. Haynes, through her position as Master Gardener Coordinator, often led and helped shape many of the District's landscape education programs. During her time with the UC Master Gardeners, Ms. Haynes was actively involved in coordinating the development of the California True Colors Garden and Learning Center at the Goebel Center, numerous native plant sales held at the District, and ongoing drip irrigation workshops at both the District and Oxnard Historic Farm Park.

Ms. Haynes has advised Calleguas staff that she will retire in January 2019. Her enthusiasm and support for water use efficiency programs will be sorely missed. Subject to Board approval, the resolution will be presented to Ms. Haynes at her retirement party on Tuesday, January 22 at the Camarillo Ranch House.

On a motion by Director Quady, seconded by Director Waters, the Board of Directors voted 5-0 to approve Resolution No. 1959. Resolution No. 1959 is attached and made part of these minutes.

AYES: Directors Blois, Waters, Quady, Santamaria, Slosson

NOES: None

3. Imported Water Supply Conditions Report

The Manager of Resources provided an update on water supplies. No action was taken.

I. ENGINEERING AND CONSTRUCTION

1. Discussion regarding Conejo Valley Feeder Repair

The Manager of Operations & Maintenance and the Manager of Engineering provided a brief presentation about a leak discovered on the Conejo Valley Feeder in Sunset Hills Golf Course on November 25 and work underway to make repairs. No action was taken.

2. Discussion regarding the Water Supply Alternatives Study

The Manager of Engineering provided an update on the Water Supply Alternatives Study, presenting the results of Phase 2.1, which includes the following projects:

- Crestview Well No. 8 and Agreement to Produce Water in an Outage
- Delivery of Purified Water from Simi Valley Water Quality Control Plant to Lake Bard
- Direct Connection to Casitas System
- Enhancements to Ventura's System to Increase Interconnection Flows to Calleguas
- Additional Water Use Efficiency Measures (Residential High Efficiency Toilets, High Efficiency Clothes Washers, Audits of High Water Users)

No action was taken

J. STRATEGIC PLANNING

None

K. DISTRICT COUNSEL

None

L. BOARD OF DIRECTORS

1. Oral report on meetings attended by Board members

Board members provided oral reports on meetings attended at the expense of the District, pursuant to Government Code Section 53232.3(d). All expenses would be filed at the end of the month, accompanied by receipts.

2. Discussion regarding upcoming meetings to be attended by Board members

The Board discussed meetings they planned to attend.

3. Metropolitan update

Director Blois said that there were no meetings and nothing to report.

4. Oath of office for Division 4 Director Andres Santamaria and Division 5 Director Steve Blois

The Clerk of the Board administered the oath of office to Division 4 Director Andres Santamaria and Division 5 Director Steve Blois.

5. Ten Year Service Pin for Director Scott Quady

The Board President gave a 10 year service pin to Director Quady. The General Manager spoke about how he has made Calleguas better and Director Quady spoke about what motivated him to serve on the Board.

M. CLOSED SESSION

None

N. OTHER BUSINESS

None

O. FUTURE AGENDA ITEMS

None

P. ADJOURNMENT

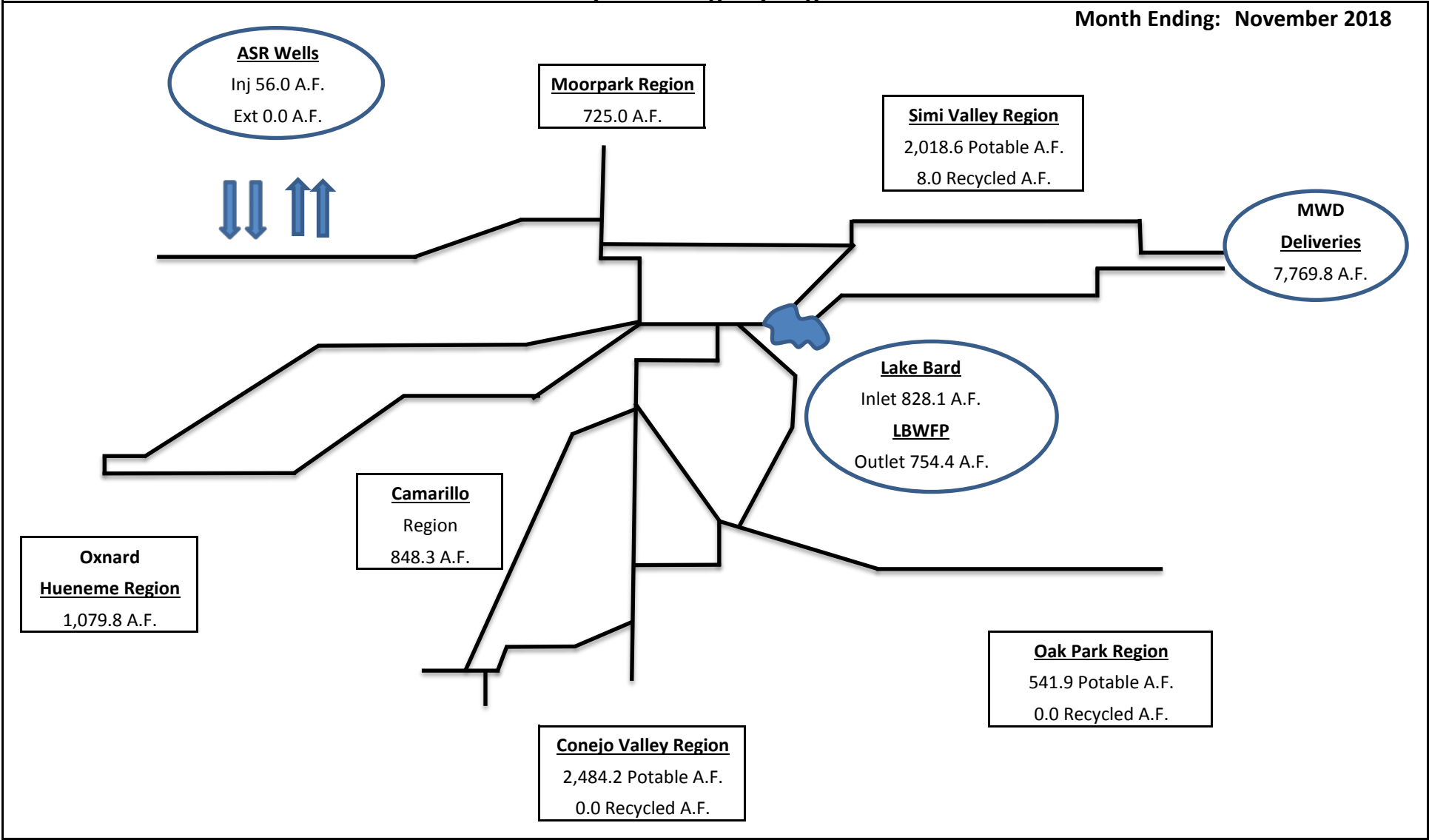
Director Slosson declared the meeting adjourned at 7:10 p.m.

Respectfully submitted,

Andy Waters, Board Secretary

**Calleguas Municipal Water District
Water Use and Sales
System Usage by Region**

Month Ending: November 2018



Current Fiscal Year to Date:

44,725.5	A.F. Potable
49.0	A.F. Recycled
45.8	A.F. SMP Brine
1,548.9	A.F. SMP Non-Brine

As of Fiscal Year 11/30/17

44,523.2	A.F. Potable
43.7	A.F. Recycled
-	A.F. SMP Brine
1,314.9	A.F. SMP Non-Brine

As of Fiscal Year 11/30/16

40,842.0	A.F. Potable
52.5	A.F. Recycled

**Calleguas Municipal Water District
Revenues from Water Sales
For the Month of November 2018**

Organization	Water Use Acre Feet	Water Sales	RTS, CRC, Penalties & Pumping Charges	Billing Amount
---------------------	--------------------------------	--------------------	--	-----------------------

Potable Water

Berylwood Heights Mutual Water Co.	-	\$ -	\$ 185.00	\$ 185.00
Brandeis Mutual Water Co.	4.2	5,751.26	928.00	6,679.26
Butler Ranch	-	-	150.00	150.00
California American Water Co	1,231.9	1,693,866.79	178,178.00	1,872,044.79
Camarillo, City of	380.2	522,717.80	55,517.00	578,234.80
Camrosa Water District	409.9	563,642.33	68,690.00	632,332.33
Crestview Mutual Water Co.	19.6	27,017.05	1,163.00	28,180.05
Lake Sherwood CSD	115.1	168,189.41	12,998.72	181,188.13
Solano Verde Mutual Water	27.0	37,152.78	4,325.00	41,477.78
Oak Park Water Service	175.2	240,910.92	44,609.33	285,520.25
Oxnard, City of	1,079.8	1,484,744.32	123,664.00	1,608,408.32
Pleasant Valley Mutual Water Co.	38.6	53,080.81	6,976.00	60,056.81
California Water Service Co.	641.3	881,736.11	125,426.07	1,007,162.18
Simi Valley, City of	1,568.8	2,157,111.74	246,461.55	2,403,573.29
Golden State Water	445.6	612,703.88	67,003.00	679,706.88
Thousand Oaks, City of	835.6	1,148,920.45	123,774.00	1,272,694.45
Ventura Co WWD #1	705.8	970,445.08	118,724.84	1,089,169.92
Ventura Co WWD #19	19.2	26,414.14	3,279.00	29,693.14
Potable Total	7,697.8	\$ 10,594,404.87	\$ 1,182,052.51	\$ 11,776,457.38

Potable 2017	7,632.6
Potable 2016	6,379.1

Organization	Water Use Acre Feet	Water Sales	Pumping Charges	Billing Amount
---------------------	--------------------------------	--------------------	------------------------	-----------------------

Recycled Water

Simi Valley, City of (Rec)	8.0	7,735.54	-	7,735.54
Recycled Sales Total	8.0	\$ 7,735.54	\$ -	\$ 7,735.54

Recycled 2017	3.4
Recycled 2016	5.6

**Calleguas Municipal Water District
Revenues from Other Water Sales & SMP
For the Month of November 2018**

Organization	Water Use Acre Feet	Water Sales	RTS, CRC, Penalties & Pumping Charges	Billing Amount
--------------	------------------------	-------------	--	----------------

Construction Water Sales

Shimmick Construction		\$	\$	\$
Farwest Corrosion Services		\$	\$	\$
Stronghold Engineering	0.3	834.05		834.05
Construction Water Sales Total	0.3	\$ 834.05	\$ -	\$ 834.05

Organization	Discharge Acre Feet	Water Sales	Const Replacement, Maint Fee & Penalties	Billing Amount
--------------	------------------------	-------------	---	----------------

SMP Brine Discharge

Camrosa	25.5	\$ 14,499.68	\$ 1,987.34	\$ 16,487.02
Oxnard		\$ -	\$ -	\$ -
		\$ -	\$ -	\$ -
		\$ -	\$ -	\$ -
		\$ -	\$ -	\$ -
		\$ -	\$ -	\$ -
Total SMP Discharge	25.5	\$ 14,499.68	\$ 1,987.34	\$ 16,487.02

SMP Brine 2017

SMP Non-Brine Discharge

Camrosa		\$ -	\$ -	\$ -
Oxnard	382.6	\$ 17,406.48	\$ 810.17	\$ 18,216.65
		\$ -	\$ -	\$ -
		\$ -	\$ -	\$ -
		\$ -	\$ -	\$ -
		\$ -	\$ -	\$ -
Total SMP Discharge	382.6	\$ 17,406.48	\$ 810.17	\$ 18,216.65

SMP Non-Brine 2017

**Calleguas Municipal Water District
MWD Invoice Reconciliation
For the Month of November 2018**

		ACRE FEET	COST DOLLARS
Source-MWD			
Metropolitan Delivery		7,769.8	\$ 7,886,347.00

Sales			
Purveyor Sales		7,697.8	\$ 7,813,267.00
Construction Sales		0.3	304.50
Zone Mutual Sales		-	-
		-	-
Total Sales Potable Water		7,698.1	\$ 7,813,571.50

Storage			
Lake Bard Input (Storage)		828.1	840,521.50
Lake Bard Water Filter Plant Output (Use)		(754.4)	(765,716.00)
ASR Wells Input (Storage)		56.0	56,840.00
ASR Wells Output (Use)		-	-
		-	-
Total Storage Activity		129.7	131,645.50

Total Water Sales & Use	7,827.8	7,945,217.00
Reconciliation Adjustment	(58.0)	(58,870.00)
Water Sales per MWD	7,769.8	7,886,347.00

CRC	174,580.00
RTS	539,245.86
LRP	(25,525.00)
Consevation Program Costs	1,849.99
RTS Adjustment for FY 2017/18	-

Total MWD Invoice for November 2018 8,576,497.85

**Calleguas Municipal Water District
Record Of Power Generation
Revenue Summary
Fiscal Year 2018-19**

October 1, 2018 to October 31, 2018

Hours Possible Generating:	2,976
Hours On Line - Generating:	695
Hours Off Line - Flow Conditions:	2,046
Hours Off Line - Maintenance:	19
Hours Off Line - Power Loss:	216

Monthly Revenue - FY 2018-19	
July - 2018	\$ 101,839.58
August	99,777.86
September	80,518.80
October	26,994.62
November	0.00
December	0.00
January - 2019	0.00
February	0.00
March	0.00
April	0.00
May	0.00
June	0.00
FY 2018-19 Total	\$ 309,130.86

Monthly Revenue - FY 2017-18	
July - 2017	\$ 117,605.24
August	111,048.90
September	92,028.15
October	71,234.00
November	70,062.15
December	63,465.36
January - 2018	46,622.64
February	42,166.57
March	8,165.84
April	64,354.11
May	61,432.21
June	101,870.18
FY 2017-18 Total	\$ 850,055.35

ANNUAL REVENUE

FY 2016-17 Total \$ 734,893.60

FY 2015-16 Total \$ 426,169.77

**Calleguas Municipal Water District
Record Of Power Generation
Conejo Pump Station
Fiscal Year 2018-19**

October 1, 2018 to October 31, 2018

Hours Possible Generating:	744
Hours On Line - Generating:	0
Hours Off Line - Flow Conditions:	744
Hours Off Line - Maintenance:	0
Hours Off Line - Power Loss:	0

Monthly Revenue - FY 2018-19		Estimated Monthly Cost Savings - FY 2018-19		Monthly Revenue - FY 2017-18	
July - 2018	\$ 0.74	July - 2018	\$ 0.00	July - 2017	\$ 5,577.40
August	0.45	August	0.00	August	3,371.78
September	0.00	September	0.00	September	1,253.97
October	0.00	October	0.00	October	0.00
November		November		November	0.00
December		December		December	0.00
January - 2019		January - 2019		January - 2018	0.00
February		February		February	0.00
March		March		March	0.00
April		April		April	0.00
May		May		May	0.00
June		June		June	0.00
FY 2018-19 Total	\$ 1.19	FY 2018-19 Total	\$ 0.00	FY 2017-18 Total	\$ 10,203.15

<u>ESTIMATED COST SAVINGS</u>	<u>ANNUAL REVENUE</u>
FY 2017-18 Total \$ 20,294.00	FY 2016-17 Total \$ 26,678.41
FY 2016-17 Total \$ 49,003.00	FY 2015-16 Total \$ 11,732.20

**Calleguas Municipal Water District
Record Of Power Generation
East Portal
Fiscal Year 2018-19**

October 1, 2018 to October 31, 2018

Hours Possible Generating:	744
Hours On Line - Generating:	317
Hours Off Line - Flow Conditions:	336
Hours Off Line - Maintenance:	19
Hours Off Line - Power Loss:	72

Monthly Revenue - FY 2018-19

July - 2018	\$	85,015.88	
August		82,471.25	
September		66,145.98	
October		17,008.28	
November			
December			
January - 2019			
February			
March			
April			
May			
June			
FY 2018-19 Total	\$	250,641.39	

Monthly Revenue - FY 2017-18

July - 2017	\$	90,823.70	
August		89,605.23	
September		80,865.25	
October		57,027.15	
November		51,046.29	
December		38,271.82	
January - 2018		44,641.01	
February		32,763.38	
March		5,986.40	
April		50,429.30	
May		53,157.24	
June		88,910.25	
FY 2017-18 Total	\$	683,527.02	

ANNUAL REVENUE

FY 2016-17 Total	\$	573,540.03
 FY 2015-16 Total	 \$	 348,819.08

**Calleguas Municipal Water District
Record Of Power Generation
Santa Rosa
Fiscal Year 2018-19**

October 1, 2018 to October 31, 2018

Hours Possible Generating:	744
Hours On Line - Generating:	117
Hours Off Line - Flow Conditions:	555
Hours Off Line - Maintenance:	0
Hours Off Line - Power Loss:	72

Monthly Revenue - FY 2018-19

July - 2018	\$ 2,744.74
August	3,178.88
September	2,506.64
October	1,508.95
November	_____
December	_____
January - 2019	_____
February	_____
March	_____
April	_____
May	_____
June	_____
FY 2018-19 Total \$	9,939.21

Monthly Revenue - FY 2017-18

July - 2017	\$ 5,500.18
August	4,320.79
September	3,093.29
October	3,626.04
November	3,260.48
December	5,721.07
January - 2018	856.12
February	2,217.09
March	0.00
April	2,822.46
May	2,190.30
June	3,627.23
FY 2017-18 Total \$	37,235.05

ANNUAL REVENUE

FY 2016-17 Total \$	20,227.26
FY 2015-16 Total \$	14,719.14

**Calleguas Municipal Water District
Record Of Power Generation
Springville
Fiscal Year 2018-19**

October 1, 2018 to October 31, 2018

Hours Possible Generating:	744
Hours On Line - Generating:	261
Hours Off Line - Flow Conditions:	411
Hours Off Line - Maintenance:	0
Hours Off Line - Power Loss:	72

Monthly Revenue - FY 2018-19	
July - 2018	\$ 14,078.22
August	14,127.28
September	11,866.18
October	8,477.39
November	_____
December	_____
January - 2019	_____
February	_____
March	_____
April	_____
May	_____
June	_____
FY 2018-19 Total	\$ 48,549.07

Monthly Revenue - FY 2017-18	
July - 2017	\$ 15,703.96
August	13,751.10
September	6,815.64
October	10,580.81
November	15,755.38
December	19,472.47
January - 2018	1,125.51
February	7,186.10
March	2,179.44
April	11,102.35
May	6,084.67
June	9,332.70
FY 2017-18 Total	\$ 119,090.13

ANNUAL REVENUE	
FY 2016-17 Total	\$ 114,447.90
FY 2015-16 Total	\$ 50,899.35

**Calleguas Municipal Water District
Cash & Investment Summary
November 30, 2018**

<u>Account</u>	<u>Balance</u>	<u>Interest Rate</u>
<u>Pooled Investment Accounts</u>		
LAIF	\$ 19,260,078.54	2.21%
Ventura County Pool	1,730,273.74	1.96%
Total Pooled Investments	\$ 20,990,352.28	
<u>Other Investments</u>		
Wells Capital Management	\$ 157,218,861.38	
<u>Restricted Investments</u>		
Wells Fargo Bank - 2010 Series A & B Payment Acct	3,892.91	
Bank of New York - 2012 Series A Payment Acct	2,597.73	
US Bank - 2014 Series A Payment Acct	283.02	
US Bank - 2016 Series A Payment Acct	215.44	
Total Restricted Investments	\$ 6,989.10	
Total - All Investments	\$ 178,216,202.76	
Cash Balance	2,964,077.65	
Total Cash and Investments	\$ 181,180,280.41	

Pooled Investment Summary

<u>Ventura County Pool</u>		
Balance as of October 31, 2018	\$	1,724,308.97
Current Month Activity:		
Interest Paid	\$	5,964.77
Balance on Hand as of November 30, 2018	<u>\$</u>	<u>1,730,273.74</u>
<u>Local Agency Investment Fund (LAIF)</u>		
Balance as of October 31, 2018	\$	19,260,078.54
Current Month Activity:		
Interest Paid	\$	-
Balance on Hand as of November 30, 2018	<u>\$</u>	<u>19,260,078.54</u>

All investments are in conformity with the Investment Policy of Calleguas Municipal Water District.
The cash & investments provide sufficient cash flow liquidity to meet all the estimated expenditures for the next six months.

[Table of Contents](#)

Report: Balance Sheet Classification
Account: WC-Calleguas MWD General (17273)
As of: 11/30/2018
Base Currency: USD

CE

Original Lot ID	Base Current Units	Description	Security Type	Rating	Coupon	Final Maturity	Book Yield	Settle Date	Base Original Cost	Base Accrued Balance	Base Market Value
---	672,512.53	WELLS FRGO GOVERNMENT CL I MMF	MMFUND	AAA	2.08	11/30/2018	2.31	---	672,512.53	0.00	672,512.53
---	3.16	Cash	CASH	AAA	0.00	11/30/2018	0.00	---	3.16	0.00	3.16
---	2,049.36	Receivable	CASH	AAA	0.00	11/30/2018	0.00	---	2,049.36	0.00	2,049.36
---	674,565.05	---	---	AAA	2.07	11/30/2018	2.31	---	674,565.05	0.00	674,565.05

ST

Original Lot ID	Base Current Units	Description	Security Type	Rating	Coupon	Final Maturity	Book Yield	Settle Date	Base Original Cost	Base Accrued Balance	Base Market Value
108456151	218,488.18	BMWLT 162 A3	ABS	AAA	1.43	09/20/2019	1.44	10/13/2016	218,459.29	95.47	217,969.84
151737755	397,251.23	BMWLT 162 A3	ABS	AAA	1.43	09/20/2019	1.74	10/13/2017	396,351.21	173.58	396,308.80
145932009	9,012.58	BMWLT 171 A2	ABS	AAA	1.64	07/22/2019	0.00	09/07/2017	9,020.68	4.52	9,006.44
113277660	2,400,000.00	CCCIT 16A1 A1	ABS	AAA	1.75	11/19/2019	1.75	12/08/2016	2,399,871.36	1,400.00	2,370,498.48
148124331	700,000.00	CHAIT 124 A	ABS	AAA	1.58	08/15/2019	1.73	09/21/2017	698,058.59	491.56	692,961.22
139704847	1,600,000.00	CHAIT 162 A	ABS	AAA	1.37	06/17/2019	1.67	07/26/2017	1,591,000.00	974.22	1,586,288.48
195732248	500,000.00	CHAIT 165 A	ABS	AAA	1.27	07/15/2019	2.71	06/27/2018	492,578.13	282.22	494,949.65
208994261	1,000,000.00	COMET 164 A	ABS	AAA	1.33	08/15/2019	2.75	09/21/2018	987,500.00	591.11	988,950.60
170032480	900,000.00	COMET 166 A	ABS	AAA	1.82	11/15/2019	2.36	02/14/2018	891,773.44	728.00	889,914.33
79477616	18,401.19	HAROT 154 A3	ABS	AAA	1.23	09/23/2019	1.24	10/22/2015	18,398.71	6.29	18,388.49
100244137	55,203.58	HAROT 154 A3	ABS	AAA	1.23	09/23/2019	1.24	10/22/2015	55,196.14	18.86	55,165.48
120076971	94,262.17	NALT 16B A3	ABS	AAA	1.50	07/15/2019	1.55	02/13/2017	94,188.52	62.84	94,220.59
143834241	2,000,000.00	FEDERAL FARM CREDIT BANKS FUNDING CORP	AGCY BOND	AAA	1.40	08/14/2019	1.42	08/18/2017	1,999,380.00	8,322.22	1,982,662.00
133609687	2,000,000.00	FEDERAL HOME LOAN BANKS	AGCY BOND	AAA	1.63	06/14/2019	1.45	06/14/2017	2,006,994.00	15,076.39	1,989,908.00
139346119	1,000,000.00	FEDERAL HOME LOAN BANKS	AGCY BOND	AAA	2.00	09/13/2019	1.46	07/20/2017	1,011,450.00	4,333.33	994,327.00
111827667	1,000,000.00	FEDERAL HOME LOAN BANKS	AGCY BOND	AAA	1.50	03/08/2019	1.06	11/14/2016	1,010,100.00	3,458.33	997,564.00
105798107	2,000,000.00	FEDERAL HOME LOAN BANKS	AGCY BOND	AAA	1.00	09/26/2019	1.03	09/09/2016	1,998,260.00	3,611.11	1,972,520.00
112416781	1,750,000.00	FEDERAL HOME LOAN BANKS	AGCY BOND	AAA	1.38	11/15/2019	1.38	11/17/2016	1,749,597.50	1,069.44	1,727,162.50
118011427	3,000,000.00	FEDERAL HOME LOAN BANKS	AGCY BOND	AAA	1.25	01/17/2019	1.27	01/19/2017	2,998,668.00	13,958.33	2,995,749.00
130403827	3,000,000.00	FEDERAL HOME LOAN BANKS	AGCY BOND	AAA	1.30	04/24/2019	1.38	05/24/2017	2,995,230.00	4,008.33	2,986,395.00
208847902	1,500,000.00	FEDERAL HOME LOAN BANKS	AGCY BOND	AAA	1.63	10/30/2019	2.71	09/27/2018	1,482,561.00	2,098.96	1,484,512.50
151948963	800,000.00	FEDERAL HOME LOAN BANKS	AGCY BOND	AAA	1.50	10/21/2019	1.59	10/13/2017	798,584.00	1,333.33	791,100.80
92789558	750,000.00	FEDERAL HOME LOAN MORTGAGE CORP	AGCY BOND	AAA	1.13	04/15/2019	1.00	03/31/2016	752,775.00	1,078.13	746,283.75
100244119	2,000,000.00	FEDERAL HOME LOAN MORTGAGE CORP	AGCY BOND	AAA	1.13	04/15/2019	1.00	03/31/2016	2,007,400.00	2,875.00	1,990,090.00
136836703	2,000,000.00	FEDERAL HOME LOAN MORTGAGE CORP	AGCY BOND	AAA	1.25	07/26/2019	1.53	07/06/2017	1,988,700.00	8,680.56	1,981,722.00
95556132	400,000.00	FEDERAL NATIONAL MORTGAGE ASSOCIATION	AGCY BOND	AAA	1.20	04/25/2019	1.03	05/03/2016	402,024.00	480.00	397,931.20
100244117	2,100,000.00	FEDERAL NATIONAL MORTGAGE ASSOCIATION	AGCY BOND	AAA	1.20	04/25/2019	1.03	05/03/2016	2,110,626.00	2,520.00	2,089,138.80
89763260	500,000.00	FEDERAL NATIONAL MORTGAGE ASSOCIATION	AGCY BOND	AAA	1.00	02/26/2019	1.08	02/23/2016	498,820.00	1,319.44	498,394.00
179765660	2,000,000.00	FEDERAL NATIONAL MORTGAGE ASSOCIATION	AGCY BOND	AAA	0.88	08/02/2019	2.34	04/18/2018	1,963,120.00	5,784.72	1,976,320.00
102201307	1,000,000.00	FREDDIE MAC	AGCY BOND	AAA	1.25	08/01/2019	0.96	07/29/2016	1,008,702.00	4,166.67	990,640.00
179640362	2,000,000.00	FEDERAL FARM CREDIT BANKS	AGCY DISC	A-1+	0.00	04/16/2019	2.19	04/16/2018	1,956,402.78	0.00	1,981,686.00
215256463	1,000,000.00	FEDERAL FARM CREDIT BANKS	AGCY DISC	A-1+	0.00	10/22/2019	2.68	10/23/2018	973,407.78	0.00	976,493.00
177067713	2,000,000.00	FEDERAL HOME LOAN BANKS	AGCY DISC	A-1+	0.00	03/28/2019	2.15	03/29/2018	1,957,128.89	0.00	1,984,474.00
100595164	500,000.00	AMERICAN HONDA FINANCE CORP	CORP	A+	1.20	07/12/2019	1.23	07/12/2016	499,500.00	2,316.67	494,401.50
156676323	800,000.00	APPLE INC	CORP	AA+	1.80	11/13/2019	1.83	11/13/2017	799,608.00	720.00	791,882.40
208994263	1,000,000.00	BANK OF NEW YORK MELLON CORP	CORP	AA-	2.30	09/11/2019	2.72	09/21/2018	995,980.00	5,111.11	993,987.00
132768589	540,000.00	BERKSHIRE HATHAWAY FINANCE CORP	CORP	AA	1.70	03/15/2019	1.48	06/12/2017	542,030.40	1,938.00	538,362.72
184740515	500,000.00	BERKSHIRE HATHAWAY INC	CORP	AA	2.10	08/14/2019	2.54	05/22/2018	497,365.00	3,120.83	497,352.50
95786518	750,000.00	BRANCH BANKING AND TRUST CO	CORP	A+	1.45	05/10/2019	1.48	05/10/2016	749,317.50	634.38	745,275.00
100244056	1,900,000.00	BRANCH BANKING AND TRUST CO	CORP	A+	1.45	05/10/2019	1.48	05/10/2016	1,898,271.00	1,607.08	1,888,030.00
123791505	1,400,000.00	CITIBANK NA	CORP	A+	2.00	03/20/2019	2.04	03/20/2017	1,398,852.00	5,522.22	1,395,655.80
90388938	725,000.00	EXXON MOBIL CORP	CORP	AAA	1.71	03/01/2019	1.71	03/03/2016	725,000.00	3,095.75	723,060.63
100244077	1,700,000.00	EXXON MOBIL CORP	CORP	AAA	1.71	03/01/2019	1.71	03/03/2016	1,700,000.00	7,259.00	1,695,452.50

[Table of Contents](#)

Report: Balance Sheet Classification
Account: WC-Calleguas MWD General (17273)
As of: 11/30/2018
Base Currency: USD

CE

Original Lot ID	Base Current Units	Description	Security Type	Rating	Coupon	Final Maturity	Book Yield	Settle Date	Base Original Cost	Base Accrued Balance	Base Market Value
153822150	1,750,000.00	HONEYWELL INTERNATIONAL INC	CORP	A	1.80	10/30/2019	1.84	10/30/2017	1,748,635.00	2,712.50	1,731,507.75
174724352	2,300,000.00	JOHN DEERE CAPITAL CORP	CORP	A	2.25	04/17/2019	2.48	03/14/2018	2,294,342.00	6,325.00	2,294,491.50
104587201	2,600,000.00	JPMORGAN CHASE & CO	CORP	AA-	2.35	01/28/2019	1.39	08/30/2016	2,659,228.00	20,875.83	2,597,940.80
146832253	1,500,000.00	MANUFACTURERS AND TRADERS TRUST CO	CORP	A	2.30	01/30/2019	1.65	09/13/2017	1,512,495.00	11,595.83	1,499,715.00
181987865	1,000,000.00	MASTERCARD INC	CORP	A+	2.00	04/01/2019	2.46	05/04/2018	995,840.00	3,333.33	996,814.00
95790560	450,000.00	PACCAR FINANCIAL CORP	CORP	A+	1.30	05/10/2019	1.32	05/10/2016	449,734.50	341.25	446,934.60
100244171	1,050,000.00	PACCAR FINANCIAL CORP	CORP	A+	1.30	05/10/2019	1.32	05/10/2016	1,049,380.50	796.25	1,042,847.40
108977740	805,000.00	TOYOTA MOTOR CREDIT CORP	CORP	AA-	1.55	10/18/2019	1.57	10/18/2016	804,597.50	1,490.37	795,562.99
201986411	1,200,000.00	TOYOTA MOTOR CREDIT CORP	CORP	AA-	1.55	10/18/2019	2.66	08/09/2018	1,184,436.00	2,221.67	1,185,932.40
196188880	350,000.00	LOS ANGELES CALIF	MUNI	AA	4.00	09/01/2019	2.55	07/12/2018	355,638.50	5,405.56	352,919.00
122876451	1,500,000.00	SAN DIEGO CNTY CALIF PENSION OBLIG	MUNI	AAA	5.77	08/15/2019	1.91	03/13/2017	1,636,275.00	25,462.08	1,528,275.00
162414486	1,500,000.00	SAN FRANCISCO CALIF BAY AREA RAPID TRAN DIST SALES	MUNI	AA+	2.01	07/01/2019	2.01	12/28/2017	1,500,000.00	12,568.75	1,494,165.00
89610744	400,000.00	UNITED STATES TREASURY	US GOV	AAA	0.75	02/15/2019	0.93	02/18/2016	397,921.88	880.43	398,698.80
101985049	1,000,000.00	UNITED STATES TREASURY	US GOV	AAA	0.75	07/15/2019	0.86	07/27/2016	996,679.69	2,832.88	988,594.00
---	68,912,618.93	---	---	AA+	1.54	06/18/2019	1.70	---	68,913,454.51	217,169.75	68,467,554.22

LT

Original Lot ID	Base Current Units	Description	Security Type	Rating	Coupon	Final Maturity	Book Yield	Settle Date	Base Original Cost	Base Accrued Balance	Base Market Value
167736276	1,500,000.00	AMXCA 171 A	ABS	AAA	1.93	02/18/2020	2.35	01/30/2018	1,487,636.72	1,286.67	1,479,395.25
190662004	200,000.00	AMXCA 171 A	ABS	AAA	1.93	02/18/2020	2.82	05/25/2018	197,015.63	171.56	197,252.70
214447656	1,000,000.00	AMXCA 171 A	ABS	AAA	1.93	02/18/2020	3.09	10/22/2018	985,234.38	857.78	986,263.50
123522711	750,000.00	BMWLT 171 A3	ABS	AAA	1.98	05/20/2020	2.00	03/22/2017	749,913.83	453.75	747,042.23
128502070	250,000.00	BMWLT 171 A3	ABS	AAA	1.98	05/20/2020	1.70	05/08/2017	250,859.38	151.25	249,014.08
213358657	1,100,000.00	BMWLT 181 A2	ABS	AAA	2.97	12/21/2020	3.00	10/17/2018	1,099,901.77	998.25	1,098,821.46
203792434	600,000.00	CCCT 18A1 A1	ABS	AAA	2.49	01/20/2023	2.92	08/22/2018	594,000.00	5,436.50	591,923.94
214175508	769,000.00	COMET 152 A	ABS	AAA	2.08	05/15/2020	3.07	10/18/2018	757,465.00	710.90	757,884.64
80813565	25,423.95	FITAT 151 A3	ABS	AAA	1.42	03/16/2020	1.43	11/05/2015	25,419.81	16.05	25,402.82
100244121	76,271.85	FITAT 151 A3	ABS	AAA	1.42	03/16/2020	1.43	11/05/2015	76,259.43	48.14	76,208.45
162859964	124,466.41	HAROT 161 A3	ABS	AAA	1.22	12/18/2019	1.80	12/22/2017	123,989.94	54.83	124,127.64
158246799	231,424.14	HAROT 162 A3	ABS	AAA	1.39	04/15/2020	1.67	11/17/2017	230,872.70	142.97	230,428.23
148927920	560,000.00	HAROT 173 A3	ABS	AAA	1.79	09/18/2021	1.80	09/29/2017	559,939.35	361.98	551,834.75
203792432	1,250,000.00	HAROT 181 A3	ABS	AAA	2.64	02/15/2022	2.87	08/22/2018	1,245,410.15	1,466.67	1,241,270.13
147955524	364,362.25	HDMOT 16A A3	ABS	AAA	1.34	01/15/2021	1.63	09/20/2017	363,394.42	217.00	362,662.36
217962833	1,150,000.00	MBALT 18A A3	ABS	AAA	2.41	02/16/2021	3.12	11/08/2018	1,142,542.96	1,231.78	1,143,076.77
135161350	750,000.00	NALT 17A A3	ABS	AAA	1.91	04/15/2020	1.93	06/28/2017	749,865.53	636.67	745,519.13
201420680	1,000,000.00	NAROT 17A A3	ABS	AAA	1.74	08/16/2021	2.74	08/06/2018	988,046.88	773.33	989,109.40
217867787	700,000.00	NAROT 17B A3	ABS	AAA	1.75	10/15/2021	2.79	11/08/2018	689,417.97	544.44	690,860.80
108764595	2,188,098.06	SMAT 162US A3A	ABS	AAA	1.71	03/15/2021	3.12	10/14/2016	2,187,643.81	1,766.89	2,166,462.14
146832252	392,339.84	TAOT 16C A3	ABS	AAA	1.14	08/17/2020	1.66	09/13/2017	390,684.66	198.79	389,621.71
108396093	465,595.01	TAOT 16D A3	ABS	AAA	1.23	10/15/2020	1.24	10/12/2016	465,536.72	254.53	461,792.59
122768506	727,824.31	TAOT 17A A3	ABS	AAA	1.73	02/16/2021	1.75	03/15/2017	727,738.65	559.62	722,575.46
213666014	1,000,000.00	TAOT 17B A3	ABS	AAA	1.76	07/15/2021	2.90	10/16/2018	988,945.31	782.22	989,220.30
106053171	228,862.97	USAOT 161 A3	ABS	AAA	1.20	06/15/2020	1.22	09/21/2016	228,825.33	122.06	228,447.86
147156635	81,990.50	USAOT 171 A2	ABS	AAA	1.54	02/18/2020	1.55	09/20/2017	81,988.96	56.12	81,904.91
196047594	1,000,000.00	VALET 181 A2A	ABS	AAA	2.81	07/20/2021	2.83	07/03/2018	999,991.80	858.61	997,579.50
211380248	2,080,000.00	VZOT 18A A1A	ABS	AAA	3.23	04/20/2023	3.23	10/10/2018	2,079,967.55	9,517.73	2,080,268.32
131246340	4,000,000.00	FEDERAL FARM CREDIT BANKS FUNDING CORP	AGCY BOND	AAA	1.55	05/08/2020	1.54	05/30/2017	4,000,680.00	3,961.11	3,931,492.00
181415083	4,000,000.00	FEDERAL FARM CREDIT BANKS FUNDING CORP	AGCY BOND	AAA	2.35	02/12/2021	2.70	05/01/2018	3,962,880.00	28,461.11	3,955,560.00
182480913	500,000.00	FEDERAL FARM CREDIT BANKS FUNDING CORP	AGCY BOND	AAA	2.35	02/12/2021	2.69	05/07/2018	495,465.00	3,557.64	494,445.00
175869230	2,000,000.00	FEDERAL HOME LOAN BANKS	AGCY BOND	AAA	4.13	03/13/2020	2.45	03/21/2018	2,064,400.00	17,875.00	2,032,970.00

[Table of Contents](#)

Report: Balance Sheet Classification
Account: WC-Calleguas MWD General (17273)
As of: 11/30/2018
Base Currency: USD

CE

Original Lot ID	Base Current Units	Description	Security Type	Rating	Coupon	Final Maturity	Book Yield	Settle Date	Base Original Cost	Base Accrued Balance	Base Market Value
214823145	2,000,000.00	FEDERAL HOME LOAN BANKS	AGCY BOND	AAA	2.88	09/11/2020	2.97	10/23/2018	1,996,400.00	12,777.78	2,000,200.00
135883725	1,000,000.00	FEDERAL HOME LOAN BANKS	AGCY BOND	AAA	1.88	03/13/2020	1.57	06/30/2017	1,007,970.00	4,062.50	988,276.00
132768591	3,000,000.00	FEDERAL HOME LOAN BANKS	AGCY BOND	AAA	1.75	06/12/2020	1.55	06/08/2017	3,018,000.00	24,645.83	2,950,710.00
146832254	3,000,000.00	FEDERAL HOME LOAN BANKS	AGCY BOND	AAA	1.63	09/11/2020	1.51	09/12/2017	3,010,500.00	10,833.33	2,935,464.00
199946907	1,400,000.00	FEDERAL HOME LOAN BANKS	AGCY BOND	AAA	1.95	11/05/2020	2.81	07/27/2018	1,373,512.00	1,971.67	1,373,524.60
174395699	4,000,000.00	FEDERAL HOME LOAN BANKS	AGCY BOND	AAA	2.13	03/13/2020	2.15	03/09/2018	3,998,200.00	18,416.67	3,967,604.00
175392265	2,000,000.00	FEDERAL HOME LOAN BANKS	AGCY BOND	AAA	2.38	03/30/2020	2.39	03/16/2018	1,999,640.00	8,048.61	1,988,650.00
184740518	2,000,000.00	FEDERAL HOME LOAN BANKS	AGCY BOND	AAA	2.63	05/28/2020	2.64	05/21/2018	1,999,280.00	437.50	1,995,048.00
216338886	2,000,000.00	FEDERAL NATIONAL MORTGAGE ASSOCIATION	AGCY BOND	AAA	2.88	10/30/2020	2.91	11/01/2018	1,998,840.00	4,791.67	1,999,202.00
118109502	3,000,000.00	FREDDIE MAC	AGCY BOND	AAA	1.50	01/17/2020	1.63	01/20/2017	2,988,840.00	16,750.00	2,958,408.00
120246921	1,500,000.00	FREDDIE MAC	AGCY BOND	AAA	1.50	01/17/2020	1.53	02/13/2017	1,498,590.00	8,375.00	1,479,204.00
149458532	2,000,000.00	FREDDIE MAC	AGCY BOND	AAA	1.63	09/29/2020	1.69	09/29/2017	1,996,380.00	5,597.22	1,956,978.00
207612400	1,000,000.00	3M CO	CORP	AA-	3.00	09/14/2021	3.07	09/14/2018	997,950.00	6,416.67	997,922.00
119627194	60,000.00	APPLE INC	CORP	AA+	1.90	02/07/2020	1.92	02/09/2017	59,970.60	361.00	59,303.28
119627198	850,000.00	APPLE INC	CORP	AA+	1.90	02/07/2020	1.92	02/09/2017	849,583.50	5,114.17	840,129.80
157132154	1,000,000.00	AUTOMATIC DATA PROCESSING INC	CORP	AA	2.25	09/15/2020	2.04	11/10/2017	1,005,610.00	4,750.00	985,798.00
199788769	645,000.00	BANK OF AMERICA CORP	CORP	A+	5.88	01/05/2021	3.33	07/27/2018	683,100.15	15,368.02	675,374.34
202496969	712,000.00	BANK OF AMERICA CORP	CORP	A+	2.63	10/19/2020	3.03	08/14/2018	705,976.48	2,180.50	700,918.43
202140979	600,000.00	BANK OF NEW YORK COMPANY, INC. (THE)	CORP	AA-	4.60	01/15/2020	2.90	08/10/2018	614,178.00	10,426.67	609,329.40
194866779	2,003,000.00	BLACKROCK INC	CORP	AA-	5.00	12/10/2019	2.76	06/20/2018	2,067,236.21	47,571.25	2,044,167.66
183092681	600,000.00	CATERPILLAR FINANCIAL SERVICES CORP	CORP	A	2.95	05/15/2020	2.96	05/16/2018	599,886.00	786.67	597,398.40
132476859	850,000.00	CITIBANK NA	CORP	A+	2.10	06/12/2020	2.11	06/12/2017	849,634.50	8,379.58	833,967.30
199946913	1,725,000.00	E I DU PONT DE NEMOURS AND CO	CORP	A	2.20	05/01/2020	3.01	07/30/2018	1,701,195.00	3,162.50	1,709,369.78
207752510	1,000,000.00	GENERAL DYNAMICS CORP	CORP	A+	2.88	05/11/2020	2.97	09/14/2018	998,480.00	1,597.22	997,339.00
213988714	1,000,000.00	HSBC USA INC	CORP	AA-	2.35	03/05/2020	3.16	10/17/2018	989,140.00	5,613.89	986,977.00
209194278	1,000,000.00	HSBC USA INC	CORP	AA-	2.75	08/07/2020	3.19	09/24/2018	992,090.00	8,708.33	989,595.00
214823147	1,500,000.00	INTERCONTINENTAL EXCHANGE INC	CORP	A	2.75	12/01/2020	3.24	10/24/2018	1,485,210.00	20,625.00	1,481,040.00
220341533	1,000,000.00	NATIONAL RURAL UTILITIES COOPERATIVE FINANCE CORP	CORP	A+	2.00	01/27/2020	3.16	11/23/2018	986,700.00	6,888.89	986,302.00
201790645	500,000.00	PACCAR FINANCIAL CORP	CORP	A+	3.15	08/09/2021	3.16	08/09/2018	499,845.00	4,900.00	498,602.50
201420681	2,000,000.00	PNC BANK NA	CORP	A+	2.45	11/05/2020	3.21	08/06/2018	1,967,180.00	3,538.89	1,961,928.00
170032479	950,000.00	U.S. BANK NATIONAL ASSOCIATION (CINCINNATI BRANCH)	CORP	AA-	2.00	01/24/2020	2.44	02/14/2018	942,039.00	6,702.78	938,523.05
166295502	1,900,000.00	US BANK NA	CORP	AA-	2.57	01/17/2020	2.61	01/23/2018	1,900,000.00	6,112.80	1,898,419.20
202496964	1,400,000.00	VISA INC	CORP	AA-	2.20	12/14/2020	2.88	08/14/2018	1,378,608.00	14,287.78	1,374,571.80
195162729	1,500,000.00	WALMART INC	CORP	AA	3.13	06/23/2021	3.13	06/27/2018	1,499,925.00	20,052.08	1,498,701.00
176299359	2,000,000.00	ALAMEDA CNTY CALIF JT PWRS AUTH LEASE REV	MUNI	AA+	2.60	06/01/2020	2.60	04/24/2018	2,000,000.00	25,970.00	1,987,000.00
161203463	265,000.00	CALIFORNIA ST DEPT WTR RES CENT VY PROJ REV	MUNI	AAA	2.05	12/01/2019	2.05	12/19/2017	265,000.00	2,718.90	263,195.35
192538321	1,240,000.00	TULARE CNTY CALIF PENSION OBLIG	MUNI	AA-	2.89	06/01/2020	2.89	06/25/2018	1,240,000.00	15,545.05	1,236,007.20
163109954	2,500,000.00	UNITED STATES TREASURY	US GOV	AAA	1.38	12/15/2019	1.91	12/26/2017	2,474,218.75	15,872.61	2,464,942.50
---	87,765,659.31	---	---	AA+	2.34	09/06/2020	2.46	---	87,630,841.83	463,890.94	87,030,528.64

Summary

Original Lot ID	Base Current Units	Description	Security Type	Rating	Coupon	Final Maturity	Book Yield	Settle Date	Base Original Cost	Base Accrued Balance	Base Market Value
---	157,352,843.29	---	---	AA+	1.99	02/21/2020	2.13	---	157,218,861.38	681,060.69	156,172,647.91

CALLEGUAS MWD SALARY SCHEDULE

Position	Effective: January 1, 2019	
	Annual Salary Range	
	Minimum	Maximum
OPERATIONS AND MAINTENANCE		
Operations Administration		
Department Administrator 1	\$57,521.37	\$76,695.15
Department Administrator 2	\$66,035.38	\$88,047.16
Manager of Operations & Maintenance	\$133,936.11	\$178,581.48
System Maintenance Division		
Maintenance Worker 1	\$38,709.00	\$51,612.00
Maintenance Worker 2	\$48,386.27	\$64,515.00
Senior Maintenance Worker	\$60,482.82	\$80,643.74
Facility Coordinator	\$48,386.27	\$64,515.00
Construction Inspector 1	\$67,365.07	\$89,820.09
Senior Maintenance Crew Leader	\$68,069.01	\$90,758.69
System Maintenance Supervisor	\$84,437.90	\$112,583.85
Distribution System Division		
Mechanical Technician	\$49,379.43	\$65,839.24
Senior Mechanical Technician	\$61,724.30	\$82,299.06
Electro Mechanical Technician	\$54,866.03	\$73,154.71
Senior Electro Mechanical Technician	\$68,582.54	\$91,443.39
Distribution System Supervisor	\$84,437.90	\$112,583.85
Control System Division		
Instrumentation Technician	\$55,567.65	\$74,090.20
Senior Instrumentation Technician	\$69,460.81	\$92,614.41
Control Technician	\$60,191.48	\$80,255.30
Senior Control Technician	\$75,239.37	\$100,319.16
Control System Supervisor	\$93,918.01	\$125,224.02
Operations Division		
Water Distribution Operator	\$57,219.26	\$76,292.36
Water Treatment Operator	\$66,650.23	\$88,866.98
Senior Operator	\$72,735.00	\$96,980.01
Operations Supervisor	\$93,426.08	\$124,568.11
Regulatory Compliance Division		
Laboratory Coordinator	\$72,735.00	\$96,980.01
Regulatory Compliance Supervisor	\$97,224.51	\$129,632.68
FINANCE & HUMAN RESOURCES		
Accounting Technician 1	\$46,845.40	\$62,460.52
Accounting Technician 2	\$52,979.94	\$70,639.92
Senior Accounting Technician	\$58,556.75	\$78,075.67
Human Resources Coordinator	\$65,839.23	\$87,785.65
Accounting Supervisor	\$77,479.45	\$103,305.93
Safety Officer	\$82,566.51	\$110,088.68
Finance & Human Resources Manager	\$133,936.11	\$178,581.48

CALLEGUAS MWD SALARY SCHEDULE

Effective: January 1, 2019

Annual Salary Range

Position

Minimum

Maximum

ENGINEERING

Administrative Assistant 1	\$41,829.92	\$55,773.22
Administrative Assistant 2	\$46,845.40	\$62,460.52
Senior Administrative Assistant	\$52,979.94	\$70,639.92
Department Administrator 1	\$57,521.37	\$76,695.15
Department Administrator 2	\$66,035.38	\$88,047.16
Construction Inspector 1	\$67,365.07	\$89,820.09
Construction Inspector 2	\$73,790.75	\$98,387.65
Assistant Project Manager	\$77,248.17	\$102,997.58
Associate Project Manager	\$85,463.20	\$113,950.94
Project Manager	\$104,333.26	\$139,111.02
Senior Project Manager	\$117,344.58	\$156,459.43
Manager of Engineering	\$138,541.89	\$184,722.51

RESOURCES

Administrative Assistant 1	\$41,829.92	\$55,773.22
Administrative Assistant 2	\$46,845.40	\$62,460.52
Senior Administrative Assistant	\$52,979.94	\$70,639.92
Resource Specialist	\$69,277.40	\$92,369.86
Senior Resource Specialist	\$76,205.16	\$101,606.87
Resources Program Administrator	\$88,481.65	\$117,976.57
Manager of Resources	\$120,353.94	\$160,471.92
Manager of Resources/Acting Gen Manager	\$129,486.95	\$166,261.76

ADMINISTRATION

Executive Secretary	\$75,014.11	\$100,018.81
Manager of Strategic Planning	\$108,087.47	\$144,116.60
General Manager	\$172,462.50	\$229,950.00

Part-Time Positions (Hourly)

Cleaning Crew-Crew Leader (Hourly)	\$21.63	\$21.63
Cleaning Crew (Hourly)	\$18.80	\$18.80

BOARD

Board member (per Meeting)	\$ 220.00	\$ 220.00
----------------------------	-----------	-----------

Calleguas MWD Other Rates of Pay

Effective: January 1, 2019

On-Call Duty

\$ 53.49 Per Day

Special Incentive Pay

Hazmat Level "A" Team	\$ 1,440.93	per year
Hazmat Decontamination Team	\$ 576.37	per year
Class "A" Driver	\$ 979.82	per year

Tuition Reimbursement

Quarter Unit	\$ 451.61	maximum
Semester Unit	\$ 677.41	maximum

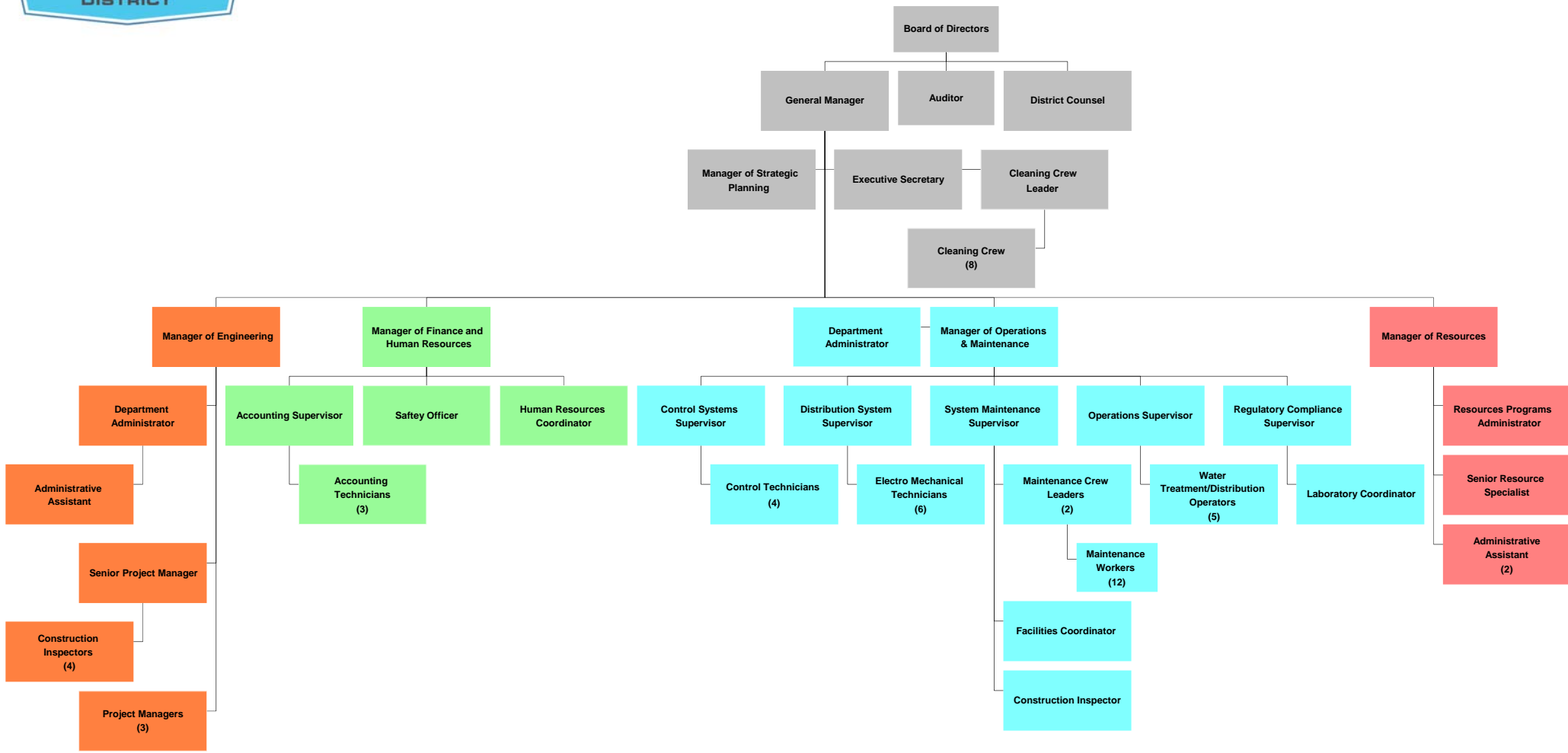
Retirement Health Account Contribution*

For Employees Hired after 01/01/13	\$ 151.62	per pay period
------------------------------------	-----------	----------------

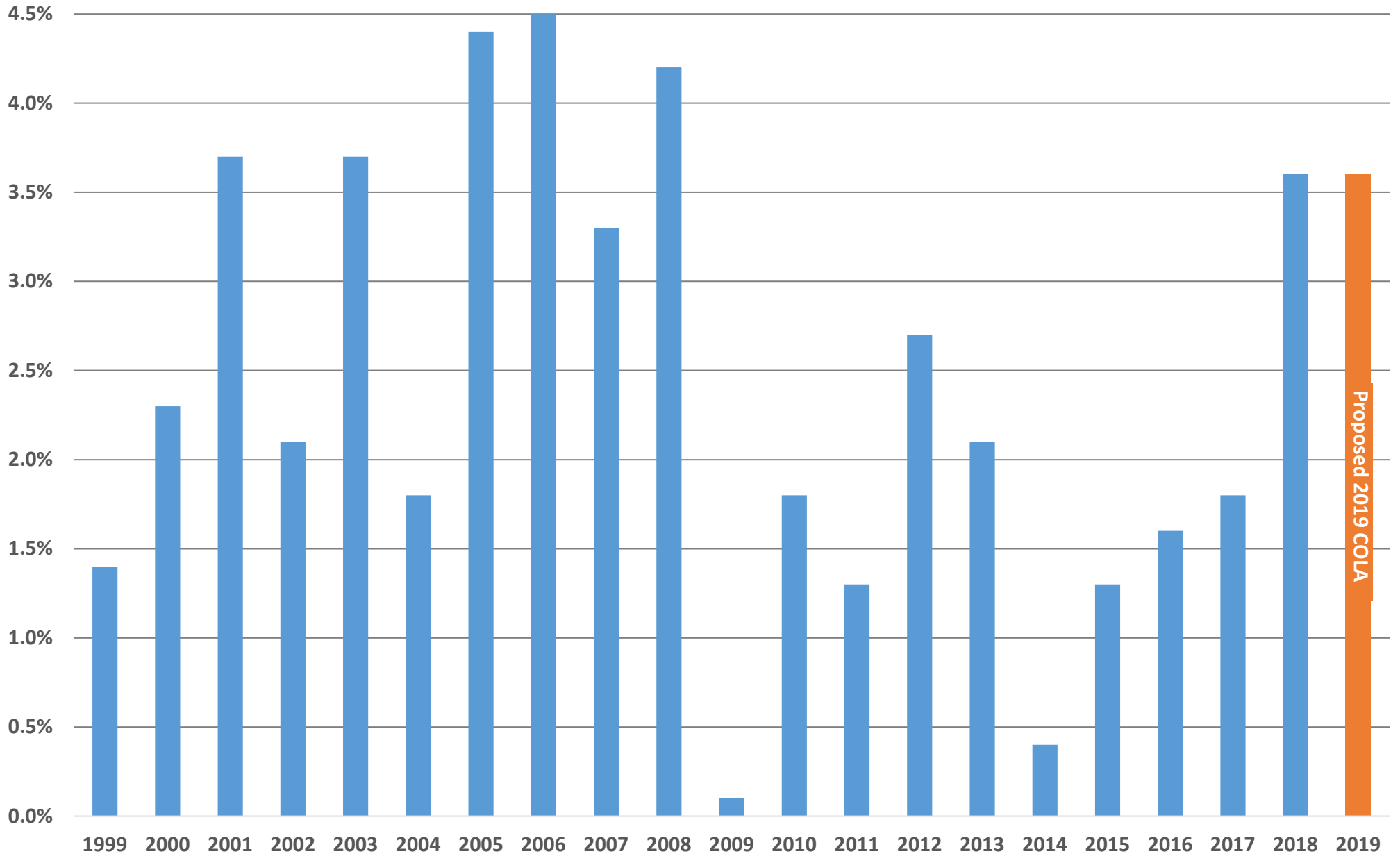
* Annual calculation based on Health Premiums not COLA



Organization Chart



CMWD Historical and Porposed COLA Adjustments



RESOLUTION NO. 1960

A RESOLUTION OF THE BOARD OF DIRECTORS
OF CALLEGUAS MUNICIPAL WATER DISTRICT
AWARDING THE CONTRACT FOR
AS-NEEDED LANDSCAPE MAINTENANCE AND WEED ABATEMENT SERVICES

WHEREAS, the Calleguas Municipal Water District opened bids on November 27, 2018 to provide as-needed landscape maintenance and weed abatement services at the District's properties and easements for a one (1) year period with an option to renew annually for up to an additional two (2) years, and

WHEREAS, Foothill Weed Abatement, a division of R.A. Atmore & Sons, Inc., 2977 Sexton Canyon Road, Ventura, CA submitted the lowest responsive bid based on estimated annual quantities of work of \$115,580.00, and

WHEREAS, the District's General Manager recommends award of the bid to the company submitting the lowest responsible bid for the estimated work as named above with a current contract price of \$0.

NOW THEREFORE, IT IS HEREBY RESOLVED by the Board of Directors of Calleguas Municipal Water District as follows:

SECTION 1. That the contract to provide as-needed landscape maintenance and weed abatement services at the District's properties, for no current contract value at this time, all in accordance with the Bid Proposal, be awarded to Foothill Weed Abatement, in accordance with the requirements of the Maintenance Services Agreement, and

SECTION 2. That the General Manager is authorized and directed to execute the Contract Documents for and on behalf of the District

ADOPTED, SIGNED AND APPROVED this nineteenth day of December 2018.

Thomas L. Slosson, President
Board of Directors

I HEREBY CERTIFY that the foregoing Resolution was adopted at a regular meeting of the Board of Directors of Calleguas Municipal Water District held on December 19, 2018.

ATTEST:

Andy Waters, Secretary
Board of Directors

(SEAL)

Upcoming Meetings

Water Quality and Operations Committee Meeting – O&M Staffing Requirements	Tue. 12/18, 2:00 pm	Calleguas Board Room
Board Meeting (Holiday dinner 4:00 pm)	Wed. 12/19, 5:00 pm	Calleguas Board Room
Board Meeting (Cancelled)	Wed. 01/02, 5:00 pm	Calleguas Board Room
AWA Water Issues	Tue. 01/15, 7:30 am	AWA Conference Room 5156 McGrath St., Ventura
Engineering & Construction Committee Meeting – Tour Emergency Pipe Storage Facilities and Wellfield Emergency Generator Project, Five Year CIP Update	Tue. 01/15, 3:00 pm	Wellfield No. 2 6800 Grimes Canyon Road Moorpark
Board Meeting	Wed. 01/16, 5:00 pm	Calleguas Board Room
AWA WaterWise Breakfast	Thu. 01/17, 7:15 am	Courtyard by Marriott, Oxnard
Purveyor Meeting	Mon. 01/28, 10:00 am	Calleguas Board Room
AWA-CCWUC Educational Luncheon	Wed. 01/30, 11:30 am	Sterling Hills Golf Course 901 Sterling Hills Drive, Camarillo
Board Meeting	Wed. 02/06, 5:00 pm	Calleguas Board Room
AWA Water Issues	Tue. 02/19, 7:30 am	AWA Conference Room 5156 McGrath St., Ventura
Board Meeting	Wed. 02/20, 5:00 pm	Calleguas Board Room
AWA WaterWise Breakfast	Thu. 02/21, 7:15 am	Los Robles Banquet Center, 299 S. Moorpark Rd., T.O.
Purveyor Meeting	Mon. 02/25, 10:00 am	Calleguas Board Room
AWA-CCWUC Educational Luncheon	Wed. 02/27, 11:30 am	Sterling Hills Golf Course 901 Sterling Hills Drive, Camarillo
Board Meeting	Wed. 03/06, 5:00 pm	Calleguas Board Room

** Reservations required. Contact Kara if you would like to attend.*

**Summary Report for
The Metropolitan Water District of Southern California
Board Meeting
December 11, 2018**

STANDING COMMITTEE APPOINTMENTS

Approved waiver of Administrative Code to extend the term of Committee Chairs and Vice Chairs for one month through the end of 2019. **(Agenda Item 5C)**

COMMITTEE ASSIGNMENTS

Deferred to January 2019 Board meeting. **(Agenda Item 5D)**

COMMUNICATIONS AND LEGISLATION COMMITTEE

Adopted the State Legislative Priorities and Principles for 2019, as amended to (1) limit staff's right to sponsor legislation without Board approval to legislation seeking tax exemptions for water conservation; and (2) add source water protection to the list of public benefits of watershed management. **(Agenda Item 8-1)**

Adopted the Federal Legislative Priorities and Principles for 2019, as amended to (1) limit staff's right to sponsor legislation without Board approval to legislation seeking tax exemptions for water conservation; and (2) add source water protection to the list of public benefits of watershed management. **(Agenda Item 8-2)**

FACILITIES NAMING COMMITTEE

Committee approved nominations to name Metropolitan facilities after Carl Boronkay and Lois B. Krieger, Board action deferred until January. **(Agenda Item 8-3)**

ENGINEERING AND OPERATIONS COMMITTEE

Adopted CEQA determination that the proposed action was previously addressed in the certified Programmatic Environmental Impact Report and related CEQA actions, and awarded \$23,750,060 procurement contract to Ebara Corporation to furnish conical plug isolation valves for the Second Lower Feeder. **(Agenda Item 8-4)**

Adopted the CEQA determination that the proposed action was previously addressed in the certified 2015 Final EIR and related documentation, and that no further environmental analysis or documentation is required, and awarded \$8,487,170 contract to J. F. Shea Construction, Inc. for chlorination system upgrades at the Weymouth plant; and authorized an increase of \$520,000 to an agreement with La Cañada Design Group, Inc. for a new not-to-exceed total of \$1,470,000 for design services. **(Agenda Item 8-5)**

Awarded \$26,900,000 contract to Michels Pipeline Construction to rehabilitate the circulating water and sump discharge piping systems at all five CRA pumping plants; and authorized agreement with Marrs Services, Inc. with a not-to-exceed amount of \$5.4 million, for specialized inspection support. **(Agenda Item 8-6)**

ORGANIZATION, PERSONNEL and TECHNOLOGY COMMITTEE

Approved the Resolution for 180-Day Wait Period Exception. **(Agenda Item 8-7)**

WATER PLANNING AND STEWARDSHIP COMMITTEE

Reviewed and considered the certified Final EIR, and authorized the General Manager to sign the proposed amendment to Metropolitan's State Water Project contract with the California Department of Water Resources extending the contract term an additional 50 years to terminate December 31, 2085; and making adjustments to the methodology used to calculate the charges for service. **(Agenda Item 8-8)**

Approved implementation of Regional Pilot Program; authorized use of Member Agency Administered Funds subject to staff approval of programs; and authorized the use of up to \$4.5 million from the Water Stewardship Fund for both the Regional Pilot Program and the Member Agency Administered Program specifically for the disadvantaged communities projects. **(Agenda Item 8-9)**

Authorized the General Manager to enter into a Lower Basin Drought Contingency Plan Agreement, DCP Contributions and ICS Accumulation Limits Sharing Agreement, Companion Agreement, agreements with PVID, CVWD, and IID, an amendment to the California ICS Agreement on the terms described in the board letter and in a form approved by the General Counsel. **(Agenda Item 8-11)**

LEGAL AND CLAIMS COMMITTEE

Authorized the General Counsel to increase the amount payable under its agreement with Olson Hagel & Fishburn LLP by \$100,000 to a maximum amount payable not-to-exceed \$200,000. **(Agenda Item 8-12)**

CONSENT CALENDAR

In other actions, the Board:

Awarded \$1,200,000 contract to J.F. Shea Construction, Inc. for PCCP repairs on the Sepulveda Feeder. **(Agenda Item 7-1)**

Adopted and renamed the Metropolitan Water District Employee Deferred Compensation and Savings Plans as the “The Metropolitan Water District of Southern California 457(b) Deferred Compensation Plan” and “The Metropolitan Water District of Southern California 401(k) Savings Plan”; and repeal Chapter 7 of Division VI of the Administrative Code Article 6 Sections 6780-6792 (the 401(k) provisions) and Article 7 Sections 6800-6831 (the 457(b) provisions) and replaced with Sections 6810-6819 (consolidating the governing provisions for both plans) in new Article 1 of Chapter 8 of Division VI as reflected in Attachment 1 of the Board letter, and maintain separate stand-alone written documents with the detailed plan terms outside of the Administrative Code as reflected in Attachment 2 and Attachment 3 of the Board letter, effective August 1, 2018. (**Agenda Item 7-2**)

Approved amendments to the Administrative Code set forth in Attachment 2 of the Board letter to reflect all changes recommended by the Board letter. (**Agenda Item 7-3**)

THIS INFORMATION SHOULD NOT BE CONSIDERED THE OFFICIAL MINUTES OF THE MEETING.

Board letters related to the items in this summary are generally posted in the Board Letter Archive approximately one week after the board meeting. In order to view them and their attachments, please copy and paste the following into your browser

<http://edmsidm.mwdh2o.com/idmweb/home.asp>

All current month materials, before they are moved to the Board Letter Archive, are available on the public website here: <http://mwdh2o.com/WhoWeAre/archived-board-meetings>